THE COMET

Central Midlands Transit

Central Midlands Regional Transit Authority

2018-2019 Annual Report

February 14, 2020

Dear Member Agencies,

In accordance with South Carolina Code of Laws, Section 58-25-70, the Central Midlands Regional Transit Authority (The COMET) hereby submits the Annual Report for the year ending June 30, 2019.

Profile of the Central Midlands Regional Transit Authority

Under South Carolina Code of Laws – Regional Transportation Authority Law - Title 58 – Public Utilities, Services and Carriers, a regional transportation authority may be organized in any county in South Carolina that is part of a designated regional transportation area.

The COMET is a regional transportation authority formed by the governments in Richland and Lexington Counties on April 24, 2000 by the Central Midlands Council of Governments. In May 2001, The COMET Board of Directors held its first meeting. On October 16, 2002, The COMET assumed operations of the bus services provided by South Carolina Electric and Gas Company utilizing a private contractor. In August 2011, The COMET was reconstituted between Richland County, Lexington County and the Cities of Columbia and Forest Acres.

A funding intergovernmental agreement was signed by Richland County, City of Columbia, City of Forest Acres and Lexington County to fund, operate and maintain public transit services in the Central Midlands area. The intergovernmental agreement took effect in July of 2013 based on receipt of new funding from Richland County for 22 years or $300,991,000, whichever comes first. Lexington County agreed to provide an appropriation which is agreed to annually. Lexington County also pursues funding from the Cities of West Columbia and Cayce, the Town of Springdale and Lexington Medical Center to support transit services in Lexington County.

The COMET is the brand name of the transit services provided. As of June 30, 2019, The COMET provides countywide public transit services on 35 fixed routes, two ReFlex services and DART ADA complementary paratransit service throughout Richland and western Lexington Counties. The COMET transports approximately 2.8 million passenger trips a year on a fleet of 81 buses and vans. Transit services are provided under contract with Transdev Services, Inc. of Lombard, Illinois. In addition, The COMET has contracts with Enterprise Holdings, Bewegen Technologies, Uber Technologies and Lyft for vanpool, eight bikeshare stations in downtown Columbia and The COMET On The Go! program at night and to fresh grocery markets in The COMET service area. The COMET provides direct transit services to the Cities of Columbia, Forest Acres, West Columbia and Cayce, Towns of Eastover, Blythewood (through May 24, 2019) and Springdale, as well as unincorporated areas of Richland and Lexington Counties. Presently, the Town of Arcadia Lakes, as well as towns in eastern Lexington County do not have The COMET transit services. The COMET also expanded to the Towns of Chapin and Little Mountain and the City of Newberry on May 29, 2019 with the Route 93X.

Central Midlands Regional Transit Authority
3613 Lucius Road, Columbia, SC 29201
P 803 255 7133
F 803 255 7113
CATCHTHECOMET.ORG
info@CatchTheCOMET.org

John Andoh, CCTM, CPM Executive Director/CEO
Ron Anderson, Chair
John V. Furgess, Sr. Vice Chair
Andy Smith, Secretary
Dr. Robert Morris, Treasurer
Board Members: Lill Mood, Willian (B.J) Unthank, Carolyn Gleaton, Leon Howard, Derrick Huggins, Col. Roger Leaks, Jr., Joyce Dickerson, Skip Jenkins, Debbie Summers, Tem Miles, Geraldine Robinson

Through Lexington County, the Cities of West Columbia and Cayce, Town of Springdale and Lexington Medical Center provides funding support for The COMET to provide bus services in their jurisdictional areas. The COMET also receives contract revenues from Richland One, Richland Two, Lexington Richland Five School Districts, University of South Carolina, Nephron Pharmaceuticals and McEntire Produce.

The COMET Board of Directors sets overall policy and direction for the transit system. 11 voting Board Members representing the City of Columbia (3), Richland County (3), City of Forest Acres (1), Lexington County (3) and Richland County Delegation (3). Non-voting members include one (1) representative from the City of Cayce, City of West Columbia, Town of Eastover, Town of Springdale and Lexington County Legislative Delegation.

In May and September 2018, The COMET Board of Directors reviewed their service levels and restructured service to bring service levels in line with anticipated revenues due to the need to extend the use of the Transportation Penny provided by Richland County to The COMET and to ensure proper service equity between services in both counites. The Board of Directors also adopted a service equity policy.

The COMET has 12 employees, overseen by an Executive Director/CEO with support from staff in the Finance, Regulatory Compliance, Administration and Operations and Planning and Development departments. All other functions are contracted out to private vendors, including transit service delivery and maintenance, legal counsel, paratransit certification, engineering, marketing, community relations and government affairs, mobility management, bus stop amenities and bus stop advertising.

Motto

Catch The COMET.....We will Get You There!

Mission Statement

The COMET provides safe, reliable, efficient, and customer-friendly mobility services throughout the Midlands region and stimulates economic development and enhances quality of life.

Vision Statement

A high-quality public transit service that contributes to economic development, environmental sustainability and mobility solutions throughout the Midlands.

Core Values

- Safety
- Reliability
- Friendliness

- Cleanliness & Comfort
- Cost Effectiveness

Economic Conditions and Outlook in Richland and Lexington Counties

The COMET service area is Richland and Lexington Counties. Actual transit service provided is concentrated more in the western, central and southern portions of Richland County and western Lexington County. The service area center is the City of Columbia, the State Capital of South Carolina, as well as the County Seat for Richland County. The combined population of The COMET service area is 646,895 based off the 2010 U.S. Census. In The COMET fixed route service area, within Richland and Lexington Counties, there are two cities, two towns in Richland County and two cities and two towns in Lexington County. Overall, Richland County has two cities and four towns and Lexington County has three cities and twelve towns.

Major Initiatives

- Added more passenger amenities, including shelters, benches and bus stop seating.
- Added libraries on buses, as well as a "Free Little Library" and Short Story Reader to promote literacy in partnership with Richland Library.
- We sell fresh produce at COMET Central every Tuesday in partnership with Foodshare
- Soda Cap Connector has been redesigned to better serve entertainment facilities, as well Cayce and West Columbia for purposes of employment access and for visitors.
- Expanded the network of schedules to be available at more public locations including West Columbia, Cayce, Amazon, Nephron and Northeast Richland.
- Formed partnerships to allow all students, employees and facility to ride The COMET services from Richland One and Richland Two, Lexington Richland Five, Columbia College, Allen University and Nephron Pharmaceuticals.
- Helped connect low income residents in food-desert areas through partnerships with Lyft and Uber.
- Expanded night time transit from 9 p.m. to 3 a.m. in partnership with Lyft and Uber to help get people to and from night time jobs.
- Worked with Lyft and Uber to help people without smartphones or in a wheelchair access to using Lyft and Uber.
- Added Columbia and Cayce Police and Richland County Sheriff protection on all of The COMET buses, bus stops and transit centers through random rides.
- Created door to door services in Denny Terrace and Hopkins.
- Built more bikeshare stations and allowing The COMET users free access to bicycles through Blue Bike
- Continued The COMET Academy to teach people on how to understand The COMET better and created The COMET Community Leaders Program to show community leaders the value of The COMET.
- Started a vanpool program to connect people to jobs and combat congestion with ECM Support Services as the first vanpool.
- Designed a new website in conjunction with South Carolina Interactive for roll out in FY 2020.

- Implemented a new customer call center to centralize all telephone calls at one location.
- Improved the level of oversight of Transdev in the operations and maintenance of The COMET's transit services.
- Restructured the organization with new positions to provide additional management of marketing, customer service, mobility management and transit operations.

Should you have any questions on this annual report, please contact me at (803) 255-7087 or email john.andoh@CatchTheCOMET.org.

Sincerely,

John Andoh
Executive Director/CEO

Central Midlands Regional Transit Authority
3613 Lucius Road, Columbia, SC 29201
P 803 255 7133
F 803 255 7113
CATCHTHECOMET.ORG
info@CatchTheCOMET.org

John Andoh, CCTM, CPM Executive Director/CEO
Ron Anderson, Chair
John V. Furgess, Sr. Vice Chair
Andy Smith, Secretary
Dr. Robert Morris, Treasurer
Board Members: Lill Mood, Willian (B.J) Unthank,
Carolyn Gleaton, Leon Howard, Derrick Huggins,
Col. Roger Leaks, Jr., Joyce Dickerson, Skip Jenkins,
Debbie Summers, Tem Miles, Geraldine Robinson

THE COMET IS CATCHING ON!

CENTRAL MIDLANDS TRANSIT

In November 2012, with new funds, Richland County and The City of Columbia are continuing to provide to their citizens modern and cost-efficient transportation needs. In 2019, we added updated fuel-efficient buses to our fleet, increased service and expanded route areas, among other things.

Est. 1892 125 YEARS OF TRANSIT IN COLUMBIA

The COMET has been in existence in one way or another since the first streetcars rolled in 1892 — approximately 127 years ago — through various elements of South Carolina Electric & Gas and The Authority.

	FY 2012	FY 2018	FY 2019
Revenue Hours	61,557	184,691	234,044
No. of Passengers	1,498,818	2,575,627	2,729,566
Fleet Size	68	81	83

$24,748,810

FUNDS ADDED THROUGH FEDERAL MATCHING AS OF FISCAL YEAR 2018

BLUE BIKE PROGRAM

The COMET and Blue Bike SC partnered to open 8 fully functional, docking stations this year as a pilot to provide a "first mile, last mile" connection specifically for The COMET riders. A $250,000 Federal Transit Administration grant funded the expansion and $70,000 is allocated to provide free access to riders.

TRANSIT FLEET

Improved air quality in the Midlands by using a B5 biodiesel blend in 39 buses and 2 trollies and working on obtaining 2 hydrogen fueled busses. 40 of The COMET small bus fleet continue to be powered by propane.

TRANSIT LEADERSHIP ACADEMY

Community leaders, elected officials and riders have graduated from The COMET Transit Academy where they were trained on how to ride the bus, how The COMET funding works, how to plan their trip and how to be informative ambassadors to the community for transit.

ROUTE SERVICE ENHANCEMENTS

- Added frequency on popular routes
- Reduced service on non-popular routes
- Added more ReFlex services
- Created a pulse system in Downtown Columbia to reduce waiting times
- Restructured Express Routes to better connect people to employment sites in the area

LYFT & UBER

Launched The COMET On The GO! with Lyft and Uber aimed at increasing fresh food access in food desert areas and extending hours from 9 p.m. to 3 a.m., improving late night mobility.

ROUTES OFFERED

NOV 2012 **18**

SEPT 2018 **38**

50 BUS STOP SHELTERS WERE ADDED IN THE MIDLANDS

WWW.CATCHTHECOMETSC.GOV

MAJOR INITIATIVES

NEW SERVICES

- Began selling fresh produce at COMET Central every Tuesday in partnership with Foodshare
- Created door to door services in Denny Terrace, Hopkins, Lower Richland and Eastover/Gadsden called ReFlex
- Started a vanpool program to connect people to jobs and combat congestion
- Added libraries on buses to promote literacy in partnership with Richland Library
- Added Columbia Police Department, Cayce Police Department and Richland County Sheriff protection on all of The COMET buses, bus stops and transit centers

CUSTOMER CARE

- Implemented a new customer call center
- Held Community Listening Sessions at 26 locations throughout the service area
- Restructured fares for the first time since June 2014
- Formed partnerships to allow all students, employees and faculty rider services from Richland One and Richland Two, Lexington Richland Five, Columbia College, Allen University and Nephron Pharmaceuticals

IMPROVEMENTS

- Expanded the network of schedules to be available at more public locations including West Columbia, Cayce, Amazon, Nephron and Northeast Richland
- Restructured policies and procedures for effective governance of The Authority
- Added shelters, benches and bus stop seating
- Redesigned Soda Cap Connector to better serve entertainment facilities, as well connect Cayce and West Columbia with a trolley service
- Renovated COMET Central and collaborated with City Center Partnership for additional yellow shirt ambassador service

THE COMET
CENTRAL MIDLANDS TRANSIT

THE COMET FIXED ROUTE FARES

DESCRIPTION	BASIC • Any passenger not eligible for discount fare with qualifying ID	DISCOUNT • Seniors age 65 & older • Persons with Disabilities • Veterans • Medicare Card Holders • Youth 16-18 y.o. with The COMET Half Fare ID Card	COMMUTER EXPRESS (44X, 52X, 92X, 93X) • All customers riding peak-period express routes only
ONE WAY	$2.00	$1.00	$4.00
ALL ACCESS DAYPASS	$4.00	$2.00	$6.00
7-DAY ALL ACCESS DAYPASS	$14.00	$7.00	$28.00
31-DAY ALL ACCESS DAYPASS	$40.00	$20.00	$80.00
ROUTE DEVIATION FARE ON FLEX ROUTES	+$2.00	+$1.00	N/A
TRANSFER *(60 minutes only) Requires COMETCard*	FREE	FREE	FREE

- The COMET employees, Board Members & Transit Operations Contractor employees ride free.
- Children through 15 years old ride free. Children taller than 39 inches through 15 years old must have a The COMET Half Fare ID Card to ride free

**Qualifying identification for Discount Fare includes: The COMET Half Fare ID Card, Medicare Card, Senior Driver's License/State ID Card, Military ID Caard or VA Veterans ID Card.*

DART FARES

Description	Within the ADA fixed route zone of 3/4 mile on either side of the COMET route
One Way	$4.00
10-Ride Pass	$40.00
Buddy Fare *(5 or more fare paying eligible passengers traveling from/to same location)*	$2.00 per person

ID's are issued by appointment at the Lowell C. Spires, Jr. Regional Transit Facility (3613 Lucius Road, Route 6), or at the Transit Center, 1745 Sumter Street, Columbia, SC 29201.

CATCH THE COMET WITH YOUR SMARTPHONE

It's easier than ever to Catch The COMET. Choose a route, track your bus in real time and pay your fare – all on your smartphone.

GET IT ON Google play
Download on the App Store

WWW.CATCHTHECOMETSC.GOV

http://www.catchthecomet.org/
3613 Lucius Road
Columbia, SC 29201-1108

Central Midlands Regional Transportation Authority dba The COMET

2018 Annual Agency Profile

General Information

Urbanized Area Statistics - 2010 Census

Columbia, SC

380	**Square Miles**
549,777	**Population**
75	**Pop. Rank out of 498 UZAs**

Other UZAs Served

0 South Carolina Non-UZA

Service Area Statistics

225	**Square Miles**
296,000	**Population**

Service Consumption

7,430,770	**Annual Passenger Miles (PMT)**
2,648,442	**Annual Unlinked Trips (UPT)**
8,743	**Average Weekday Unlinked Trips**
4,680	**Average Saturday Unlinked Trips**
3,177	**Average Sunday Unlinked Trips**

Service Supplied

3,240,912	**Annual Vehicle Revenue Miles (VRM)**
217,745	**Annual Vehicle Revenue Hours (VRH)**
64	**Vehicles Operated in Maximum Service (VOMS)**
73	**Vehicles Available for Maximum Service (VAMS)**

Database Information

NTDID:	40141
Reporter Type:	Full Reporter

Financial Information

Sources of Operating Funds Expended

Fares and Directly Generated	$2,420,163	13.0%
Local Funds	$12,471,254	67.1%
State Funds	$696,667	3.7%
Federal Assistance	$3,007,411	16.2%
Total Operating Funds Expended	**$18,595,495**	100.0%

Operating Funding Sources

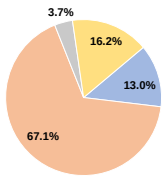

Sources of Capital Funds Expended

Fares and Directly Generated	$0	0.0%
Local Funds	$3,178,466	39.8%
State Funds	$0	0.0%
Federal Assistance	$4,811,688	60.2%
Total Capital Funds Expended	**$7,990,154**	100.0%

Capital Funding Sources

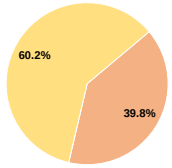

Summary of Operating Expenses (OE)

Labor	$1,077,952	5.8%
Materials and Supplies	$1,666,600	9.0%
Purchased Transportation	$14,575,719	78.4%
Other Operating Expenses	$1,266,139	6.8%
Total Operating Expenses	**$18,586,410**	100.0%
Reconciling OE Cash Expenditures	$9,085	
Purchased Transportation (Reported Separately)	$0	

Modal Characteristics

Modal Overview

Mode	Vehicles Operated in Maximum Service: Directly Operated	Vehicles Operated in Maximum Service: Purchased Transportation	Uses of Capital Funds: Revenue Vehicles	Uses of Capital Funds: Systems and Guideways	Uses of Capital Funds: Facilities and Stations	Uses of Capital Funds: Other	Uses of Capital Funds: Total
Demand Response	-	19	$0	$0	$0	$0	$0
Bus	-	45	$7,990,154	$0	$0	$0	$7,990,154
Total	**-**	**64**	**$7,990,154**	**$0**	**$0**	**$0**	**$7,990,154**

Operation Characteristics

Mode	Operating Expenses	Fare Revenues	Uses of Capital Funds	Annual Passenger Miles	Annual Unlinked Trips	Annual Vehicle Revenue Miles	Annual Vehicle Revenue Hours	Fixed Guideway Directional Route Miles	Vehicles Available for Maximum Service	Vehicles Operated in Maximum Service	Percent Spare Vehicles	Average Fleet Age in Years[a]
Demand Response	$2,948,688	$216,946	$0	843,604	72,815	636,538	33,054	0.0	23	19	17.4%	2.1
Bus	$15,637,722	$2,042,589	$7,990,154	6,587,166	2,575,627	2,604,374	184,691	0.0	50	45	10.0%	6.9
Total	**$18,586,410**	**$2,259,535**	**$7,990,154**	**7,430,770**	**2,648,442**	**3,240,912**	**217,745**	**0.0**	**73**	**64**	**12.3%**	

Performance Measures

Service Efficiency

Mode	Operating Expenses per Vehicle Revenue Mile	Operating Expenses per Vehicle Revenue Hour
Demand Response	$4.63	$89.21
Bus	$6.00	$84.67
Total	**$5.73**	**$85.36**

Service Effectiveness

Mode	Operating Expenses per Passenger Mile	Operating Expenses per Unlinked Passenger Trip	Unlinked Trips per Vehicle Revenue Mile	Unlinked Trips per Vehicle Revenue Hour
Demand Response	$3.50	$40.50	0.1	2.2
Bus	$2.37	$6.07	1.0	13.9
Total	**$2.50**	**$7.02**	**0.8**	**12.2**

Operating Expense per Vehicle Revenue Mile: Bus

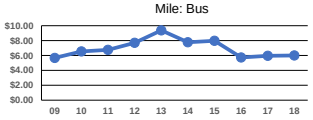

Operating Expense per Passenger Mile: Bus

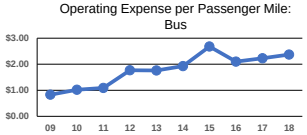

Unlinked Passenger Trip per Vehicle Revenue Mile: Bus

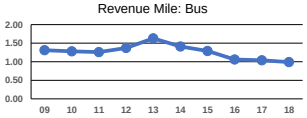

Operating Expense per Vehicle Revenue Mile: Demand Response

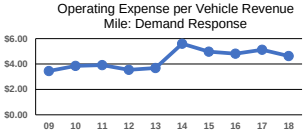

Operating Expense per Passenger Mile: Demand Response

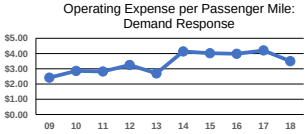

Unlinked Passenger Trip per Vehicle Revenue Mile: Demand Response

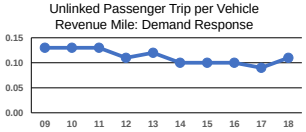

Notes:

[a]Demand Response - Taxi (DT) and non-dedicated fleets do not report fleet age data.

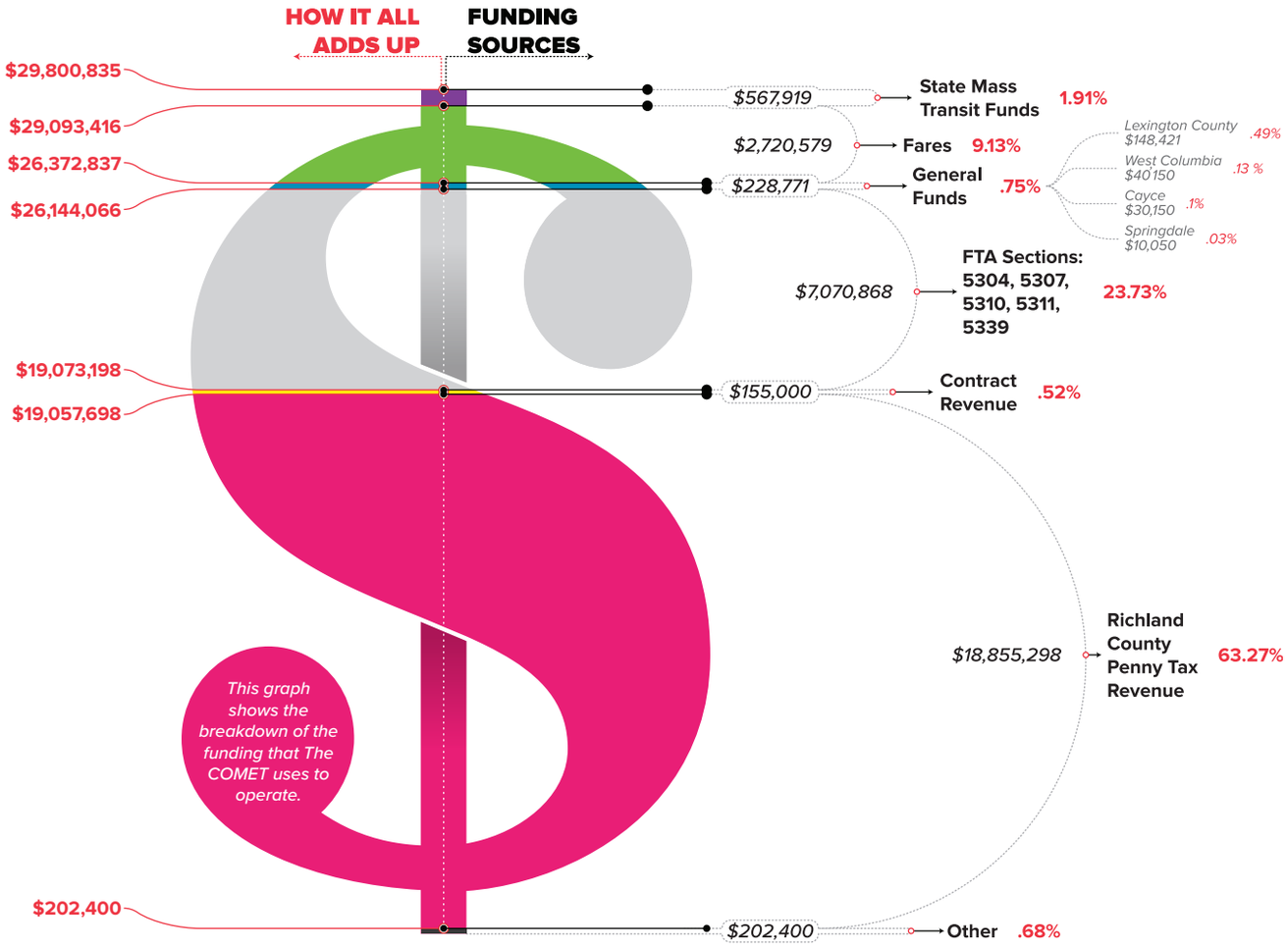

HOW MUCH DOES IT COST TO OPERATE THE COMET ANNUALLY?

The operation budget for FY 2019-2020 is $29,800,835. That amount includes the operating budget of $23,270,916 and the capital budget of $6,529,919.

WHERE DOES FUNDING COME FROM TO OPERATE THE COMET?

Using the FY 2019/2020 budget numbers, The COMET receives about 63.27% from Richland County Penny Tax, 23.73% from Federal Transit Administration Sections 5304, 5307, 5310, 5311, and 5339, 9.13% from fare revenue, .52% from contract revenues, .49% from the Lexington County General Fund, .13% from the West Columbia General Fund, .1% from the Cayce General Fund, .03% from the Springdale General Fund, 1.91% from State Mass Transit Funds allocated to Richland and Lexington County, and the remaining .68% comes from rental income, advertising, miscellaneous, CDBG, Older American Act, and Hospitality Tax funds.

HOW MUCH DOES IT COST TO RUN ONE ROUTE PER MONTH/PER YEAR?

Approxmately $350,000 per year based on 363 day operation at a rate of $75.00 per hour.

HOW MUCH DOES IT COST TO PURCHASE A BUS?

It costs approximately $450,000 for a diesel bus and $100,000 for a propane bus.

HOW MUCH DOES IT COST TO BUILD A SHELTER?

It costs approximately $14,460 - $25,785.

HOW MUCH DOES IT COST TO INSTALL A BENCH?

It costs approximately $1,505 - $1,615.

PENNY TAX EXPENDITURES
SINCE JULY 1, 2013

NEW BUSES AND MORE

23 HEAVY DUTY 35' BUSES

8 HEAVY DUTY 40' BUSES

40 BUS BENCHES

65 BUS SHELTERS

41 PROPANE POWERED "CUTAWAY" SHUTTLES

NEW TECHNOLOGIES

CAMERAS

WIFI

PHONE CHARGERS

BUS TRACKING & PAYMENT

SERVICES

12 EMPLOYEES TO ADMINISTER THE COMET

MAINTENANCE SERVICE BY TRANSDEV & LOCAL DBES

OPERATIONS CONTRACT WITH TRANSDEV & LOCAL DBES

MARKETING & ADVERTISING THE COMET

- The 2013 Richland County Penny Tax allocates 29% of the revenue to fund transit over the next 25 years.
- The COMET's operating budget has grown by 190% since 2002; however, state funding has remained flat.
- Federal Funds make up approximately 24% of The COMET's operating budget; yet, like state funding, federal funds available for operations have remained flat despite rising costs.
- The COMET will receive Richland County penny tax funding until 2035 or $300,991,000, whichever comes first.

DOWNTOWN COLUMBIA

THE ORBIT

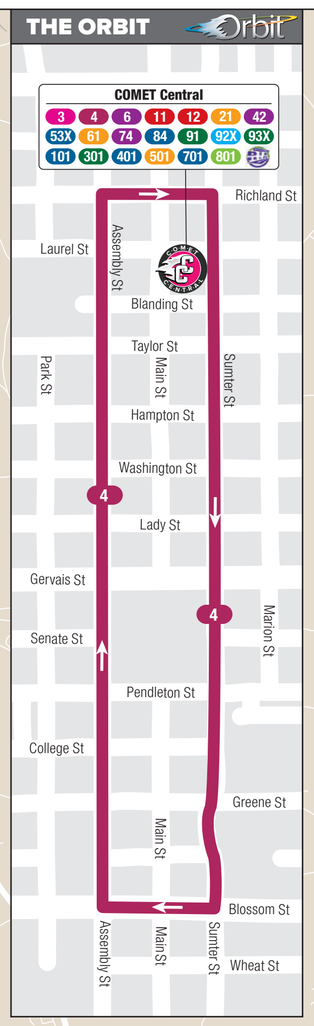

ROUTE 93X

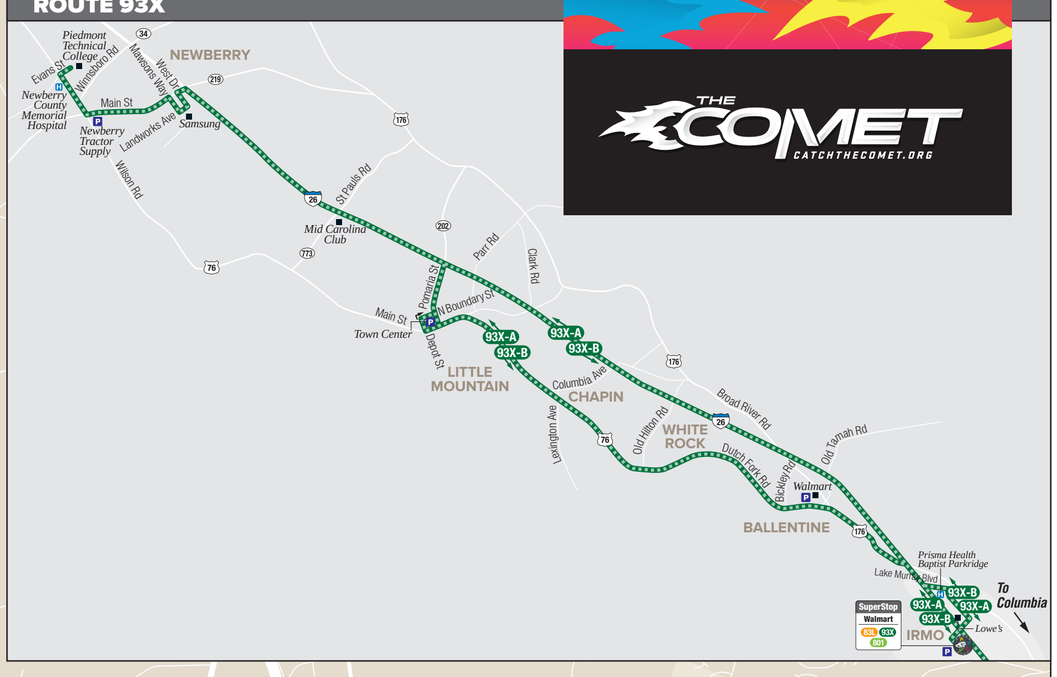

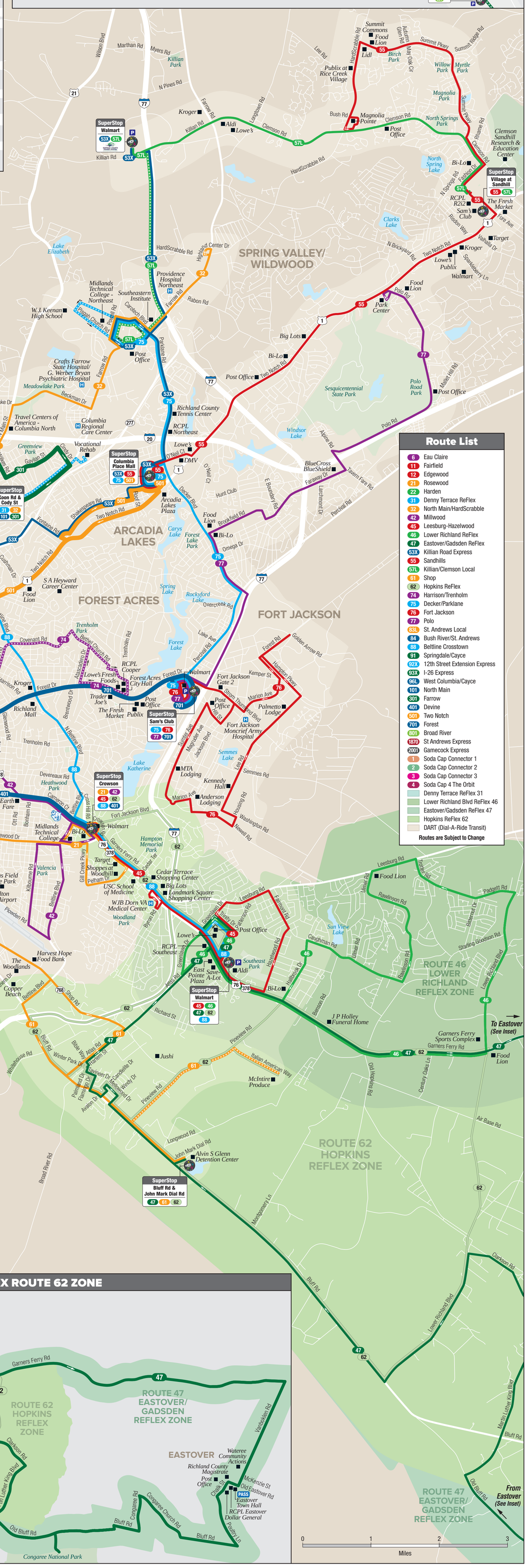

Metro Points of Interests

Here are a few of our most popular destinations and attractions:

RECREATION & LEISURE

Benedict College Stadium	74, 501
Carolina Coliseum	91
Cayce Riverwalk	1, 91
Colonial Life Arena	1, 91, 93X
Columbia Metropolitan Convention Center	1, 93X
Columbia Museum of Art	1, 2, 4
Carolina Softball Stadium at Beckham Field	22, 2001
Carolina Tennis Center	22, 2001
EdVenture & Library	1
Eugene E. Stone III Stadium	22
Finlay Park	12, 21, 42, 61, 91
Founders Park	91
Granby Park	91
Koger Center for the Arts	1, 4, 61, 91, 2001
Lexington County Public Library	
• Batesburg-Leesville	97
• Cayce-West Columbia	96L
• Chapin	93X
• Irmo	83L
• Lexington Main	97
• South Congaree-Pine Ridge	96L
Owens Field Park and Skate Park	42
Richland County Public Library	
• Cooper	74, 701
• Eastover	47
• EdVenure	1
• Main	1, 2, 4, 21, 42, 61, 91
• North Main	101
• Northeast	75
• Sandhills R2i2	55, 57L
• Southeast	46, 47
• St Andrews	801
• Trinity Presbyterian Church	31, 32, 301
• Wheatley	12, 22
Riverbanks Zoo and Garden	84
Riverfront Park	1, 2
Saluda Shoals Park	83L, 1870
SC State Museum & EdVenture	1
Segra Park	3, 22
South East Park	401
State Fairgrounds	61
Trinity Presbyterian Church	31, 32, 301
The Township Auditorium	2, 12, 701, 1870
West Columbia Riverwalk	1, 96L
Williams-Brice Stadium	61, 2001

HIGHER EDUCATION

Allen University	2, 12, 42, 74, 501, 701
Benedict College	2, 12, 42, 74, 501, 701
Columbia College	11, 101
Lutheran Seminary	6, 101
Midlands Technical College – Airport	91
Midlands Technical College – Beltline	21, 42
Midlands Technical College – Harbison	83L
Midlands Technical College – Northeast	75, 32
Remington College	84
University of South Carolina	2, 4, 21, 61, 93X
UofSC School of Medicine	21, 88

SHOPPING

Columbiana Centre	83L, 801
Columbia Place Mall	53X, 55, 75, 501
Devine Street	401
Dutch Square Center	83L, 84, 88, 93X, 801
Five Points	1, 21, 22, 401
Main Street	1, 2, 3
North Columbia	101
Parklane Plaza	91
Richland Mall	74, 88, 701
Rosewood Center	21
Shoppes at Woodhill	21, 88
Trenholm Plaza	701
Villages at Sandhill	55, 57L
The Vista	1, 2, 4, 42, 61, 91, 93X

HOSPITALS

Crafts Farrow State Hospital	32
Fort Jackson Moncrief Army Hospital	76
G. Werber Bryan Psychiatric Hospital	32
Lexington Medical Center	96L
Prisma Health Baptist	1, 2, 3, 4, 21, 61, 101, 301, 401, 701
Prisma Health Baptist Parkridge	83L, 93X
Prisma Health Richland	11, 22, 88, 93X, 301
Providence Hospital	701
Providence Hospital Northeast	32
Veterans Hospital	45, 62, 88

GOVERNMENT & COMMUNITY

City Hall	
• Batesburg-Leesville	97
• Cayce	91, 92X
• Columbia	3, 4, 6, 11, 12, 21, 42, 53X, 61, 74, 84, 91, 92X, 93X, 101, 301, 401, 501, 701, 801
• Eastover	47
• Forest Acres	74, 701
• Springdale	91
• West Columbia	96L
• Chapin	93X
Columbia Visitor Center	1
Harvest Hope Food Bank	61
Hope Plaza MHA	84, 1870, 801
Richland County Administration Building (Health Department, Tax Office, Election Commission)	2, 22, 42
SC DMV	
• Decker Blvd	75
• Dutch Square	84
• O'Neil Court	53X, 55, 75
• Shop Road	61
SC Works	1, 2, 4 (walk from Assembly Street)
Strom Thurmond Federal Building	4, 42, 61, 91, 101, 301, 401, 501, 701
US Post Office	4, 42, 61, 91, 101, 301, 401, 501, 701
Veterans Administration	12, 21, 401, 701

TRANSPORTATION

Amtrak Station	1
Columbia Metropolitan Airport	91
COMET Central (1745 Sumter St)	3, 4, 6, 11, 12, 21, 42, 53X, 61, 74, 84, 92X, 93X, 101, 301, 401, 501, 701, 801
Greyhound & Southeastern Stages	31
Jim Hamilton Field/L.B. Owens Airport	61
Lowell C. Spires, Jr. Regional Transit Facility	6, 88
Megabus	6, 88