3613 Lucius Road. • Columbia, SC • 29201
WWW.CATCHTHECOMET.ORG • (O) 803.255.7133 • (F) 803.255.7113

Central Midlands Regional Transit Authority
BOARD OF DIRECTORS AGENDA
Wednesday, July 27, 2022
12:00 p.m.

Prior to entering the meeting, please turn all electronic devices (cell phones, pagers, etc.) to a silent, vibrate or off position.

OFFICERS
Allison Terracio, Chair (Richland County)
John V. Furgess, Sr., Vice Chair (Richland County Legislative Delegation)
Christopher Lawson, Secretary (Richland County)
Andy Smith, Treasurer (Forest Acres)

BOARD MEMBERS
Lill Mood (Lexington County)
Carolyn Gleaton (City of Columbia)
Overture Walker (Richland County)
Will Brennan (City of Columbia)
Representative Leon Howard (Richland County Legislative Delegation)
Dr. Robert Morris, (Richland County Legislative Delegation)
Tina Herbert (City of Columbia)

ADVISORY BOARD MEMBERS
Skip Jenkins (City of Cayce)
Mike Green (City of West Columbia)
Debbie Summers (Town of Springdale)
Geraldine Robinson (Town of Eastover)
Al Koon (Town of Chapin)
Barry Walker (Town of Irmo)
Stephen Cain (Town of Batesburg-Leesville)
William "B.J." Unthank (Lexington County Legislative Delegation)

---

1. CALL TO ORDER AND DETERMINATION OF QUORUM

2. ADOPTION OF THE AGENDA — Pages 1-2

3. MIDLANDS TRANSIT RIDERS' ASSOCIATION UPDATE (WALTER DURST – 2 MINUTES)

4. CALL TO THE PUBLIC
   A. INDIVIDUALS WISHING TO ADDRESS THE BOARD MUST SIGN UP AT INFO@THECOMETSC.GOV
   B. COMMENT TIME LIMIT – TWO (2) MINUTES PER PERSON.

5. CONSENT CALENDAR: THE FOLLOWING ITEMS LISTED UNDER THE CONSENT CALENDAR WILL BE CONSIDERED AS A GROUP AND ACTED UPON BY ONE MOTION WITH NO SEPARATE DISCUSSION, UNLESS A BOARD MEMBER SO REQUESTS. IN THAT EVENT, THE ITEM WILL BE REMOVED FOR SEPARATE DISCUSSION AND ACTION. Please limit to 2 minutes.
   A. APPROVAL OF JUNE 22, 2022 BOARD MINUTES — Pages 3-8
   B. APPROVAL OF THE INVOICE PAYMENT SELECTION LISTING ENDING JULY 31, 2022.
      DRAFT payables 08/01/2022. — Pages 9-20

6. DISCUSSION AND ACTION ITEMS
    A. BOARD OFFICER ELECTIONS FOR 2022-2024
    B. ON-TIME PERFORMANCE UPDATE (WALTER COOKSEY) Pages 21-51
    C. LUCIUS AND RIVER UPDATE (ERIC HARRIS/DERRICK HUGGINS, verbal)
    D. SODA CAP REVITALIZATION PROGRESS (P. BYNOE-REED, E. HARRIS, verbal)
    E. REFLEX/EXPRESS ROUTE UPDATE (ANDREWS/ FRANKLIN, verbal)
    F. VACCINATION PROGRAM UPDATE (LILL MOOD/BYNOE-REED, verbal)
    G. NOLO GRANT UPDATE (MICHELLE RANSOM) Pages 52-60

7. MOTION PERIODS

8. PROGRESS REPORTS – INFORMATIONAL ONLY – 1 MINUTE PER PRESENTER
    A. CHAIR REPORT & EXECUTIVE COMMITTEE UPDATE (ALLISON TERRACIO, verbal)
    B. COMMITTEE CHAIRS UPDATE
        A. SERVICE COMMITTEE UPDATES (LILL MOOD, verbal)
        B. FINANCE COMMITTEE UPDATES (ANDY SMITH) Pages 61-94
    C. EXECUTIVE STAFF UPDATES
        A. INTERIM CHIEF EXECUTIVE OFFICER (DERRICK HUGGINS, verbal)
            - INTERMODAL MIXED-USE DEVELOPMENT
        B. CHIEF OPERATING OFFICER (LEROY DESCHAMPS) Pages 95-96
            - ADMINISTRATION AND OPERATIONS STAFF REPORT
        C. CHIEF FINANCIAL OFFICER (ROSALYN ANDREWS) Page 97
        D. FINANCE/IT STAFF REPORT
        PAGES 96-9 CIVIL RIGHTS OFFICER (DR. ARLENE PRINCE)
            - REGULATORY COMPLIANCE STAFF REPORT Pages 98-100
            - DBE REPORT Pages 101-106
        E. PUBLIC INFORMATION OFFICER (PAMELA BYNOE-REED)
            - MARKETING & COMMUNTY AFFAIRS REPORT Pages 107-109
        F. REVIEW OF BOARD MOTIONS

9. EXECUTIVE SESSION
    A. **SECTION 30-4-70 (A) (5)** Discussion of matters relating to the proposed location, expansion, or the provision of services encouraging location or expansion of industries or other businesses in the area served by the public body. (PAM BAKER)

10. ADJOURN

All items on this agenda are subject to action being taken by the Board of Directors. Agenda order is subject to change.

GENERAL INFORMATION ABOUT BOARD MEETINGS: The COMET will make all reasonable accommodations for persons with disabilities to participate in this meeting. Upon request to the Public Information Specialist and Clerk of the Board, The COMET will provide agenda materials in appropriate alternative formats, or disability-related modification or accommodation, including auxiliary aids or services, to enable individuals with disabilities to participate in public meetings. Requests should be sent to The COMET by mail at 3613 Lucius Road, Columbia, SC 29201, by fax at (803) 255-7113, or by e-mail to info@catchthecomet.org. For language assistance, interpreter services, please contact (803) 255-7133, 711 through the Relay Service. Para información en Español, por favor llame al (803) 255-7133.

Take The COMET to The Board of Directors Meeting! Route 6 and DART serve the facility. Visit www.catchthecomet.org or call (803) 255-7100 for more details.

The COMET BOARD OF DIRECTORS MEETING minutes are prepared and presented in summary form. Audio recordings of the meetings are on file at The COMET and are part of the approved minutes. If you would like to hear the recording from the meeting, please contact Juliet Sowell at jsowell@thecometsc.gov.

Per SC Code of Laws, Title 30, Chapter 4, Section 30-4-80 - All public bodies shall notify persons or organizations, local news media, or such other news media as may request notification of the times, dates, places, and agenda of all public meetings, whether scheduled, rescheduled, or called, and the efforts made to comply with this requirement must be noted in the minutes of the meetings. The COMET complied with the notification of this meeting on June 17, 2022.

Central Midlands Regional Transit Authority
BOARD OF DIRECTORS MEETING
Wednesday, June 22, 2022 - 12:00 PM
3613 Lucius Road, Columbia, SC 29201 – Conference Room A

Members Present:
Allison Terracio
John V. Furgess, Sr.*
Tina Herbert
Leon Howard (12:09p)
Christopher Lawson*(12:05p)
Lil Mood
Dr. Robert Morris*
Andy Smith*

Advisory Members Present:
Skip Jenkins**

Members Absent:
Stephen D. Cain**
Will Brennan
Carolyn Gleaton*
Michael Green**
Al Koon**
Geraldine Robinson**
Debbie Summers**
William B.J. Unthank**
Overture Walker
Barry A. Walker**

Guests Present:
Pam Baker, Burr Forman LLP

The COMET Staff Present:
Rosalyn Andrews, Director of Finance/CFO
Jackie Bowers, Customer Experience & Compliance Manager
Pamela Bynoe-Reed, Director of Marketing & Community Affairs/PIO
Leroy DesChamps, Director of Administration Operations/COO
Eric Harris, Planning and Development Specialist
Derrick Huggins, Executive Director/CEO
Blake Gibbons, Transit Services Coordinator
Alicia Pearson, Procurement & Compliance Manager
Arlene Prince, Director of Regulatory Compliance & Civil Rights Officer
Amaris Ray-Pope, Financial Office Assistant
Juliet Sowell, Public Information Specialist/Clerk of Board
Crystal Willis, Financial Accountant

Guest Present:
Robert Smith, RATP DEV
Lenny Cooksey, RATP DEV
Dennis Franklin, RATP DEV
Walter Durst, MTRA
Robert Smith, RATP DEV
Joey McKelvey, RATP DEV
Steve Sherrer, RATP DEV
Mike Hubbell, Lone Star
Courtney Coney, RATP DEV
Olga Graziano, RATP DEV
Reginald Simmons, Central Midlands Council of Govt's

**Advisory Board Member
*Via Phone

1. CALL TO ORDER AND DETERMINATION OF QUORUM

Madame Chair Terracio called the meeting to order at 12:00 P.M.
A quorum was present at the opening of the meeting.

2. ADOPTION OF THE AGENDA Pgs. 1-2

Motion: A motion was made by Lil Mood and seconded by Madame Chair Terracio
Ayes: Herbert, Mood, Morris, Smith, Terracio
Nays: None.
Absent: Brennan, Gleaton, Lawson
Motion passes

3. MIDLANDS TRANSIT RIDERS' ASSOCIATION – Walter Durst

Mr. Durst reported being pleased that the trash pick-up is working at the bus stops with the Sunday pick-ups and doing a great job. He also reported having an easy transfer from Bus 801 to Bus 601 and a convenient way to get to the CLA.

4. CALL TO THE PUBLIC (2 minute)

Roscoe Wilson, CEO of R.C. Wilson Group, LLC spoke to the Board regarding the implementation of bio and fossil fuel for the COMET fleet, generating our own fuel and power including electrical power.

5. CONSENT CALENDAR

A. APPROVAL OF MAY 25, 2022, BOARD MINUTES Pgs. 3-8
B. APPROVAL OF JUNE 8, 2022 SPECIAL CALLED BOARD MINUTES Pgs. 9-11
C. APPROVAL OF THE INVOICE PAYMENT SELECTION LISTING ENDING JUNE 30, 2022 DRAFT payables 07/01/2022 (ACCOUNTING DEPARTMENT) Pgs. 12-17

Motion: Ms. Mood made a Motion to adopt the Consent Calendar and was seconded by Vice Chair Furgess.
Ayes: Howard, Herbert, Lawson, Mood, Morris, Smith, Terracio
Nays: None
Motion passes

6. DISCUSSION AND ACTION ITEMS

A. On-Time Performance & Progress Update (Lenny Cooksey) Pgs. 18-54

Mt. Cooksey announces that they are 46 days into their launch of the On-Time Performance project around 70% despite a lull during the first week in June. Standing meetings with Mr. Hubbell and The COMET remain, analyzing data and working through a variety of issues. There has been a decrease in reliability complaints also a light decrease in safety complaints. Mr. Cooksey directs the Board to his report on pages 18-54.

B. Lucius and River Update (E. Harris, verbal)
Mr. Harris reports the project should be complete Sept./Oct. 2022. Traffic signals are installed and awaiting confirmation from The COMET for activation. Feedback regarding pending traffic lights from operators is 'excitement'. The latest reports indicated problems with the soil in the area which will be remedied with "engineering soil" so that they we can proceed with the activation of the traffic lights.

C. Reflex Express Route Discussion (Andrews/Franklin, verbal) Pgs. 55-56
Ms. Andrews referenced the discussion that took place during a Service Committee meeting of a 'Pilot Route' which runs from Batesburg to Leesville and how to reorganize the Reflex route for better usage for D.A.R.T. addressing some performance and excessive cost issues. Ms. Mood addressed the complicated system for individuals to qualify for DART services in other areas and remedying that need with those individuals catching the Flex route.
The recommendation from the Board was to approve providing DART service on our Reflex routes with the same rules that are applied to other fixed routes.

Motion: A Motion was made by Ms. Mood to approve a change of the DART providing a service to passengers who board the bus within 3/4 of a mile of a fixed route which would improve the Reflex Route during the hours that service is available. Motion was seconded by Vice Chair Furgess.
Ms. Andrews referred to Page 56 of her packet and voiced her concern of Route 97 and the negative fiscal impact it has per a route analysis that was performed on that route. She passed the subject matter on to Mr. Franklin for further explanation. Mr. Franklin expressed his concern of allowing deviations for everybody on that route which would now involve complying with FTA rules and regulations. Mr. Franklin gave examples of our passengers who are dialysis patients and the daunting riding schedule they would have to endure to get to their appointments and back to their homes for an entire day with additional costs to them.
Ayes: Furgess, Herbert, Howard, Mood, Morris, Smith, Terracio, Walker
Abstain: Lawson,
Nays: None
Motion passes

a) Recommendation to discontinue the operation of Route 97 (Andrews, verbal)
Ms. Andrews explains that what prompted this concern is low ridership. She refers to Page 56 in the packet that shows the daily cost to run a route that is a once-a-week route that only runs on Thursdays. Ms. Mood and Mr. Harris met with Batesburg Leesville Councilman Steven Cain and other advisory members to find out what that community needed for transportation which was not a once-a-week route.

Motion: A Motion was made by Ms. Mood beginning July 1, 2022, that we suspend service of Route 97, indefinitely, with appropriate notification to the people of Batesburg-Leesville. The Motion was seconded by Madame Chair Terracio.
Ayes: Furgess, Herbert, Lawson, Mood, Morris, Smith, Terracio
Nays: None
Motion passes

Motion: A Motion was made by Ms. Mood that the Board refer to the Service Committee the task of examining alternatives for public transportation with proposed funding in Batesburg Leesville. The Motion was seconded by Madame Chair Terracio.
Ayes: Mood, Smith, Terracio
Nays: Furgess, Herbert, Lawson, Morris
Motion does not pass

The Board officially requests that Executive Director Huggins return with a report exploring the full range of engagement and options of public transportation and proposed funding in Batesburg-Leesville.

D. SODA CAP REVITALIZATION PLAN (Bynoe-Reed/Harris) Pgs. 57-58
Ms. Bynoe-Reed told us about meeting with local businesses and Experience Columbia, SC and the excitement shown in assisting us in promoting Soda Cap and its services to visitors. She points out additional events coming up referenced in her attached marketing report.
Mr. Harris added from a planning perspective that we get all stakeholders involved by incorporating them in our service planning meeting in their bi-monthly meetings getting real-time feedback in adjusting services to the needs of our community.

7. MOTION PERIODS
No further Motions

8. PROGRESS REPORTS – INFORMATIONAL ONLY
A. BOARD CHAIR REPORT & EXECUTIVE COMMITTEE UPDATE
Madame Chair reported voting on a system regarding a system of recording attendance, accountability, and transparency of Board members of Richland County.

B. COMMITTEE CHAIR UPDATES

I. SERVICE COMMITTEE UPDATES: (Lill Mood)
No further updates.

II. FINANCE COMMITTEE (Andy Smith)
Mr. Smith said in lieu of a regular Finance Committee, they did meet to adopt the new budget.

C. EXECUTIVE STAFF UPDATES

I. INTERIM CHIEF EXECUTIVE OFFICER
Director Huggins refers to a past meeting regarding InterModal and updating the Board with a more in-depth, 10 step report on the InterModal completion with the assistance of Robert Smith and Alecia Pearson.

II. CHIEF OPERATING OFFICER (Leroy DesChamps) Pgs. 69-70
Mr. DesChamps referred to his report on pages 69-70. He said he is currently working and completing performance reviews for staff to be completed by next week as we enter the upcoming fiscal year. In addition, Mr. DesChamps announced that Ms. Andrews and Ms. Bowers attended a Transit Knowledge Sharing retreat in Eerie, PA, Ms. Bynoe-Reed completed the Columbia Leadership Program, and Dr. Prince completing her first board retreat in Anderson, SC.

III. CHIEF FINANCIAL OFFICER (Rosalyn Andrews) Pgs. 71
Ms. Andrews referenced her report on Page 71 and opened the floor for questions/comments.

IV. CIVIL RIGHTS OFFICER (Arlene Prince) Pgs. 72-80
Dr. Prince referenced the DBE Participation Meeting that took place on June 16th at The COMET and facilitated by PJ Noble & Assoc. The meeting was an opportunity to share information on upcoming DBE opportunities and consider becoming DBE certified for immediate consideration for any available opportunities. SCDOT were also in attendance giving information on how to become certified. Dr. Prince continued referencing the remainder of her report.

V. PUBLIC INFORMATION OFFICER (Pamela Bynoe-Reed) Pgs. 81-84
Ms. Bynoe-Reed highlighted the DESA event held at the Lower Richland Community Town Hall. Ms. Bynoe-Reed has other Town Hall meeting particularly in Richland County where these meeting are needed the most. Ms. Reed also spoke about our upcoming campaign the "People of The COMET" which highlights our riders as

well as staff, humanizes our brand, adds additional advertising that is of no expense and demonstrates to the community how The COMET is constantly working to service their transportation needs. Finally, a new route guide will be introduced by inserting the individual route schedules in a booklet for our riders and drivers.

VI. REVIEW OF BOARD MOTIONS
No Board Motions

9. EXECUTIVE SESSION
No Executive Session

10. ADJOUN
Motion: Ms. Mood made a motion to adjourn the meeting and seconded by Madame Chair Terracio
Ayes: Aye (Voice Vote 1:27pm)
Nays: None.
Motion passes

The meeting adjourned at 1:28 p.m.

CENTRAL MIDLANDS REGIONAL TRANSIT AUTHORITY

Adopted this _____, 2022

Prepared by:

_____
Juliet Sowell, Public Information Specialist & Clerk of the Board

Reviewed by:

_____
Pamela Bynoe-Reed, Director of Marketing & Community Affairs/PIO

Approved by:

_____
Christopher Lawson, Secretary

DATE: July 20, 2022 AGENDA ITEM #**5B**

TO: Central Midlands Regional Transit Authority Board of Directors

FROM: Rosalyn Andrews, Director of Finance/CFO

SUBJECT: Approval of the Draft Invoice Payment Selection Ending July 31, 2022

Requested Action: Staff recommends the Board of Directors review and approve the attached draft Invoice Payment Selection Listing with due date through July 31, 2022, and payable August 1, 2022.

Background and Summary: Attached is the draft Invoice Payment Selection Listing through July 31, 2022 for the Board's consideration. Total expense $2,380,021.11 with 16 checks and 78 ACHs would be issued.

Fiscal Impacts: Total expenses would be $2,380,021.11 as of July 31, 2022.

Recommended Motion: N/A. For review purposes only.

Attachments: Draft Invoice Payment Selection Listing.

For information regarding this staff report, please contact Rosalyn Andrews, Director of Finance/CFO at (803) 255-7135 or email randrews@thecometsc.gov.

Approved for Submission,

Rosalyn Andrews

Rosalyn Andrews, Director of Finance/CFO

Vendor Number/ Invoice Number	Dates Invoice	Dates Due	Dates Discount	Invoice Amount	Discount Applied	Net Amount
0001630 A James Global Services, Inc.						
Check Entry Number: 001						
Electronic Payment: Bank Account: 1012821334			Synovus Bank			8,984.39
COMET-202205	6/15/2022	7/15/2022		8,984.39	0.00	8,984.39
Comment: Landscape Maintenance- May 2022						
			Vendor 0001630 Totals:	8,984.39	0.00	8,984.39
0001421 ABLE South Carolina						
Check Entry Number: 001						
Electronic Payment: Bank Account: 2049335488			Ameris Bank			10,298.33
2904	7/5/2022	8/4/2022		4,334.25	0.00	4,334.25
Comment: Applications- June 2022						
2905	7/5/2022	8/4/2022		5,964.08	0.00	5,964.08
Comment: Mobility Management- June 2022						
			Check Entry 001 Totals:	10,298.33	0.00	10,298.33
			Vendor 0001421 Totals:	10,298.33	0.00	10,298.33
0001554 ACE Hardware - Horse & Garden, Inc.						
Check Entry Number: 001						
Electronic Payment: Bank Account: 080041305601			First Citizens			473.68
488521	6/20/2022	7/20/2022		147.94	0.00	147.94
Comment: 33.70 gals @ 4.39 / gal						
489574	6/27/2022	7/27/2022		57.07	0.00	57.07
Comment: 13 gals @ 4.39 / gal						
490765	7/7/2022	8/6/2022		65.85	0.00	65.85
Comment: 15 gals @ 4.39 / gal						
491005	7/8/2022	8/7/2022		43.90	0.00	43.90
Comment: 10 gals @ 4.39 / gal						
491277	7/11/2022	8/10/2022		158.92	0.00	158.92
Comment: 36.20 gals @ 4.39 / gal						
			Check Entry 001 Totals:	473.68	0.00	473.68
			Vendor 0001554 Totals:	473.68	0.00	473.68
0001519 Adobe Systems Inc						
Check Entry Number: 001						
Electronic Payment: Bank Account: 100081931			JPM Chase			1,936.80
2200585899	6/21/2022	7/21/2022		1,936.80	0.00	1,936.80
Comment: Acrobat Pro 7/15/22 - 7/14/23						
			Vendor 0001519 Totals:	1,936.80	0.00	1,936.80
0007067 Allen Ray Sharpe						
Check Entry Number: 001						
Electronic Payment: Bank Account: 1314398644827			Cash App			280.00
07202022B	7/15/2022	7/15/2022		280.00	0.00	280.00
Comment: Security- 6/17						
			Vendor 0007067 Totals:	280.00	0.00	280.00
0001055 AmeriGas Propane LP						
Check Entry Number: 001						
Electronic Payment: Bank Account: 0027481			BNY Mellon			58,229.46
3138108655	6/22/2022	7/22/2022		4,273.75	0.00	4,273.75
Comment: 2203.6 gals @ 1.80 / gal						
3138144416	6/23/2022	7/23/2022		1,577.75	0.00	1,577.75
Comment: 840.6 gals @ 1.74 / gal						
3138144417	6/23/2022	7/23/2022		2,629.22	0.00	2,629.22
Comment: 1400.8 gals @ 1.74 / gal						
3138295166	6/28/2022	7/28/2022		8,037.58	0.00	8,037.58
Comment: 4281.7 gals @ 1.74 / gal						
3138334073	6/29/2022	7/29/2022		5,129.76	0.00	5,129.76
Comment: 2731.5 gals @ 1.74 / gal						
3138468831	6/30/2022	7/30/2022		1,535.87	0.00	1,535.87
Comment: 817.2 gals @ 1.74 / gal						
3138468832	6/30/2022	7/30/2022		2,604.90	0.00	2,604.90
Comment: 1386 gals @ 1.74 / gal						
3138577748	7/7/2022	8/6/2022		9,500.73	0.00	9,500.73
Comment: 5000.3 gals @ 1.77 / gal						
3138676824	7/8/2022	8/7/2022		2,222.34	0.00	2,222.34
Comment: 1156.3 gals @ 1.79 / gal						
3138807074	7/9/2022	8/8/2022		2,386.09	0.00	2,386.09

DRAFT

Vendor Number/ Invoice Number	Dates Invoice	Due	Discount	Invoice Amount	Discount Applied	Net Amount
Comment: 1241.5 gals @ 1.79 / gal						
3138905768	7/12/2022	8/11/2022		1,011.83	0.00	1,011.83
Comment: 550.8 gals @ 1.70 / gal						
3138967100	7/14/2022	8/13/2022		976.56	0.00	976.56
Comment: 531.6 gals @ 1.70 / gal						
3138967101	7/14/2022	8/13/2022		1,024.13	0.00	1,024.13
Comment: 557.5 gals @ 1.70 / gal						
3138996930	7/15/2022	8/14/2022		6,346.39	0.00	6,346.39
Comment: 3383.2 gals @ 1.74 / gal						
3139024103	7/17/2022	8/16/2022		1,877.60	0.00	1,877.60
Comment: 1022.1 gal @ 1.70/gal						
3139100038	7/19/2022	8/18/2022		822.67	0.00	822.67
Comment: 450.9 gal @ 1.69/gal						
3139138760	7/20/2022	8/19/2022		6,272.29	0.00	6,272.29
Comment: 3427.5 gals @ 1.70 / gal						
			Check Entry 001 Totals:	58,229.46	0.00	58,229.46
			Vendor 0001055 Totals:	58,229.46	0.00	58,229.46
0001498 AOS Specialty Contractors, Inc						
Check Entry Number: 001						
Electronic Payment: Bank Account: 1025031186			Coastal Carolina NB			2,495.75
03302022-190390	3/30/2022	4/29/2022		2,495.75	0.00	2,495.75
Comment: Davis & Floyd 276552						
			Vendor 0001498 Totals:	2,495.75	0.00	2,495.75
0001167 AT&T - Atlanta						
Check Entry Number: 002	**Check Comment:**		Elevator & Fire Alarm			
Electronic Payment: Bank Account: 2000009850974			COMET Oper - Wells Fargo			332.26
0749-0622	6/22/2022	7/7/2022		332.26	0.00	332.26
Comment: Elevator & Fire Alarm						
Check Entry Number: 003						
Electronic Payment: Bank Account: 2000009850974			COMET Oper - Wells Fargo			1,039.33
7103-0622	6/25/2022	7/10/2022		1,039.33	0.00	1,039.33
			Vendor 0001167 Totals:	1,371.59	0.00	1,371.59
0001359 AT&T Mobility						
Check Entry Number: 001						
Electronic Payment: Bank Account: 2000009850974			COMET Oper - Wells Fargo			6,819.61
X07092022	7/1/2022	7/16/2022		6,819.61	0.00	6,819.61
			Vendor 0001359 Totals:	6,819.61	0.00	6,819.61
0001626 B&C Associates Inc.						
Check Entry Number: 001						
Electronic Payment: Bank Account: 1410004962270			Truist Bank			28,044.40
2225523	6/20/2022	7/20/2022		700.00	0.00	700.00
Comment: Fogging- June 2022						
2225524	6/20/2022	7/20/2022		12,697.20	0.00	12,697.20
Comment: June 2022 Janitorial Services						
2225537	7/11/2022	8/10/2022		1,250.00	0.00	1,250.00
Comment: Fogging-Lucius, COMET Central, July 2022						
2225544	7/14/2022	8/13/2022		700.00	0.00	700.00
Comment: Fogging- COMET Central, July 2022						
2225546	7/14/2022	8/13/2022		12,697.20	0.00	12,697.20
Comment: July 2022- Janitorial Services						
			Check Entry 001 Totals:	28,044.40	0.00	28,044.40
			Vendor 0001626 Totals:	28,044.40	0.00	28,044.40
0001224 Bank of America						
Check Entry Number: 001						
Electronic Payment: Bank Account: 2000009850974			COMET Oper - WELLS FARGO			3,689.44
5756-0722	7/13/2022	7/28/2022		186.74	0.00	186.74
5756-0722 JUN	7/13/2022	7/28/2022		1,704.98	0.00	1,704.98
8483-0722	7/13/2022	7/28/2022		30.00	0.00	30.00
8483-0722 JUN	7/13/2022	7/28/2022		1,767.72	0.00	1,767.72
			Check Entry 001 Totals:	3,689.44	0.00	3,689.44
			Vendor 0001224 Totals:	3,689.44	0.00	3,689.44
0001584 BlinkTag Inc.						
Check Entry Number: 001						

DRAFT

Vendor Number/ Invoice Number	Dates Invoice	Dates Due	Dates Discount	Invoice Amount	Discount Applied	Net Amount
Electronic Payment: Bank Account: 041304691			Mechanics Bank			375.00
0002542	7/1/2022	7/31/2022		375.00	0.00	375.00
Comment: Reimagine The COMET Website Updates						
			Vendor 0001584 Totals:	375.00	0.00	375.00
0001018 Brownstone Construction Group						
Check Entry Number: 001						
Electronic Payment: Bank Account: 083143745401			First Citiizens			34,972.86
06-2022	6/30/2022	7/30/2022		34,972.86	0.00	34,972.86
Comment: Architect & Engineering - June 2022						
			Vendor 0001018 Totals:	34,972.86	0.00	34,972.86
0001003 Burr Forman McNair						
Check Entry Number: 001						
Electronic Payment: Bank Account: 707054165			Bank of America			4,660.00
1323322	7/18/2022	8/17/2022		660.00	0.00	660.00
Comment: Intellectual Property Matters- June 2022						
JUNE2022	7/18/2022	8/17/2022		4,000.00	0.00	4,000.00
Comment: Professional Services- June 2022						
			Check Entry 001 Totals:	4,660.00	0.00	4,660.00
			Vendor 0001003 Totals:	4,660.00	0.00	4,660.00
0001159 Canon Financial Services						
Check Entry Number: 001						
28881491	7/13/2022	7/28/2022		922.18	0.00	922.18
Comment: Canon Copier Lease						
			Vendor 0001159 Totals:	922.18	0.00	922.18
0001214 Center for Transportation and the Environment						
Check Entry Number: 001						
Electronic Payment: Bank Account: 1000014470875			SunTrust Bank			4,375.00
4 JUNE22	7/1/2022	7/31/2022		4,375.00	0.00	4,375.00
Comment: COMET Zero Emission Bus Project (2021)						
			Vendor 0001214 Totals:	4,375.00	0.00	4,375.00
0001132 Chernoff Newman, LLC						
Check Entry Number: 001						
Electronic Payment: Bank Account: 4509324701			National Bank of SC			4,500.00
054362	6/30/2022	7/30/2022		2,250.00	0.00	2,250.00
Comment: Documents for Board Presentation- 4/27						
54722-0000	6/30/2022	7/30/2022		2,250.00	0.00	2,250.00
Comment: Consultation to COMET Board- June 2022						
			Check Entry 001 Totals:	4,500.00	0.00	4,500.00
			Vendor 0001132 Totals:	4,500.00	0.00	4,500.00
0001664 Cherokee Inc.						
Check Entry Number: 001						
APPL4 2113	6/30/2022	6/30/2022		151,307.13	0.00	151,307.13
Comment: Lucius Rd Superstop						
			Vendor 0001664 Totals:	151,307.13	0.00	151,307.13
0007047 Christopher Mark Widner Jr.						
Check Entry Number: 001						
Electronic Payment: Bank Account: 0242843395			USAA			980.00
07202022B	7/15/2022	8/14/2022		280.00	0.00	280.00
Comment: Security- 7/5						
07202022B JUNE	7/15/2022	8/14/2022		700.00	0.00	700.00
Comment: Security- 6/20, 6/29						
			Check Entry 001 Totals:	980.00	0.00	980.00
			Vendor 0007047 Totals:	980.00	0.00	980.00
0000061 City Center Partnership, Inc.						
Check Entry Number: 001						
Electronic Payment: Bank Account: 083088635401			First Citizens			2,500.00
1015	7/5/2022	8/4/2022		2,500.00	0.00	2,500.00
Comment: Yellow Shirt Service- July 2022						
			Vendor 0000061 Totals:	2,500.00	0.00	2,500.00
0001555 City of Cayce						
Check Entry Number: 001						
I2202876	6/27/2022	7/27/2022		510.00	0.00	510.00

DRAFT

Vendor Number/ Invoice Number	Dates Invoice	Dates Due	Discount	Invoice Amount	Discount Applied	Net Amount
Comment: Security- 6/2, 6/6, 6/8						
I2202876 MAY	6/27/2022	7/27/2022		510.00	0.00	510.00
Comment: Security- 5/26, 5/27, 5/31						
I2202879	6/27/2022	7/27/2022		1,020.00	0.00	1,020.00
Comment: Security- 6/9, 6/13,14,15, 6/21, 6/22						
			Check Entry 001 Totals:	2,040.00	0.00	2,040.00
			Vendor 0001555 Totals:	2,040.00	0.00	2,040.00
0001010 City of Columbia - Water						
Check Entry Number: 002	**Check Comment:**		1745 Sumter St.			
Electronic Payment: Bank Account:	2000009850974		COMET Oper - Wells Fargo			70.75
0540-0622	7/13/2022	7/13/2022		70.75	0.00	70.75
Comment: 1745 Sumter St.						
Check Entry Number: 003	**Check Comment:**		3800 Lucius Rd.			
Electronic Payment: Bank Account:	2000009850974		COMET Oper - Wells Fargo			183.95
5705-0622	7/13/2022	7/13/2022		183.95	0.00	183.95
Comment: 3800 Lucius Rd.						
Check Entry Number: 004	**Check Comment:**		3808 Lucius Rd.			
Electronic Payment: Bank Account:	2000009850974		COMET Oper - Wells Fargo			212.25
5706-0622	7/13/2022	7/13/2022		212.25	0.00	212.25
Comment: 3808 Lucius Rd.						
Check Entry Number: 005	**Check Comment:**		3613 Lucius Rd.			
Electronic Payment: Bank Account:	2000009850974		COMET Oper - Wells Fargo			3,412.54
5754-0622	7/5/2022	7/5/2022		3,412.54	0.00	3,412.54
Comment: 3613 Lucius Rd.						
			Vendor 0001010 Totals:	3,879.49	0.00	3,879.49
0001265 Colonial Life Supp Ins						
Check Entry Number: 001						
Electronic Payment: Bank Account:	2000009850974		COMET Oper -Wells Fargo			75.90
31647120605098	6/5/2022	6/20/2022		75.90	0.00	75.90
Comment: June 2022 Supplemental Insurance						
			Vendor 0001265 Totals:	75.90	0.00	75.90
0001559 Columbia Office Furniture						
Check Entry Number: 001						
Electronic Payment: Bank Account:	4277694521		TD Bank			3,031.10
INV-05092022	5/9/2022	6/8/2022		3,031.10	0.00	3,031.10
Comment: Office Chairs						
			Vendor 0001559 Totals:	3,031.10	0.00	3,031.10
0001388 Crawford Sprinkler						
Check Entry Number: 001						
Electronic Payment: Bank Account:	1006325052		NBSC			1,050.00
A22-2176/W26292	6/23/2022	7/23/2022		1,050.00	0.00	1,050.00
Comment: Annual Inspection						
			Vendor 0001388 Totals:	1,050.00	0.00	1,050.00
0001004 Dominion Energy South Carolina						
Check Entry Number: 002	**Check Comment:**		1224 Laurel St.			
Electronic Payment: Bank Account:	2000009850974		COMET Oper - Wells Fargo			1,162.52
0664-0622	7/6/2022	7/21/2022		1,162.52	0.00	1,162.52
Comment: 1224 Laurel St.						
Check Entry Number: 003	**Check Comment:**		3613 Lucius Rd.			
Electronic Payment: Bank Account:	2000009850974		COMET Oper - Wells Fargo			6,279.09
1452-0622	6/20/2022	7/5/2022		6,279.09	0.00	6,279.09
Comment: 3613 Lucius Rd.						
Check Entry Number: 004	**Check Comment:**		Fuel Island & Bus Wash			
Electronic Payment: Bank Account:	2000009850974		COMET Oper - Wells Fargo			807.22
9634-0622	6/20/2022	7/5/2022		807.22	0.00	807.22
Comment: Fuel Island & Bus Wash						
			Vendor 0001004 Totals:	8,248.83	0.00	8,248.83
0001674 Eddie Green						
Check Entry Number: 001						
6/20/22	6/20/2022	6/20/2022		675.00	0.00	675.00
Comment: Community Meeting Catering, 6/20/22						
			Vendor 0001674 Totals:	675.00	0.00	675.00
0001649 EDM Technology Inc.						

DRAFT

Vendor Number/ Invoice Number	Dates Invoice	Dates Due	Discount	Invoice Amount	Discount Applied	Net Amount
Check Entry Number: 001						
Electronic Payment: Bank Account: 459681014591			KeyBank National Association			11,200.00
CI-EDM2206-0059	6/1/2022	6/1/2022		11,200.00	0.00	11,200.00
Comment: All Day Passes						
			Vendor 0001649 Totals:	11,200.00	0.00	11,200.00
0000050 Enterprise Holdings, Inc.						
Check Entry Number: 001						
Electronic Payment: Bank Account: 350700770			Commerce Bank			7,500.00
172364867335	7/1/2022	7/31/2022		7,500.00	0.00	7,500.00
Comment: June 2022- Renter Subsidy						
			Vendor 0000050 Totals:	7,500.00	0.00	7,500.00
0007065 Esteban D. Senteno						
Check Entry Number: 001						
Electronic Payment: Bank Account: 223026996658			Bank OF America			420.00
07202022B	7/15/2022	7/15/2022		420.00	0.00	420.00
Comment: Security- 6/30						
			Vendor 0007065 Totals:	420.00	0.00	420.00
0001637 Feonix - Mobility Rising						
Check Entry Number: 001						
Electronic Payment: Bank Account: 2004493669			West Gate Bank			24,991.20
1441	7/18/2022	8/17/2022		24,991.20	0.00	24,991.20
Comment: FTA iCam- July 2022						
			Vendor 0001637 Totals:	24,991.20	0.00	24,991.20
0001543 Flock & Rally						
Check Entry Number: 001						
Electronic Payment: Bank Account: 83129844301			First Citizens Bank			34,012.65
3946	7/8/2022	8/7/2022		16,169.65	0.00	16,169.65
Comment: June 2022 Marketing Hours						
86ADV	6/24/2022	7/24/2022		17,843.00	0.00	17,843.00
Comment: June 2022 Advertising Expenses						
			Check Entry 001 Totals:	34,012.65	0.00	34,012.65
			Vendor 0001543 Totals:	34,012.65	0.00	34,012.65
0001287 Geneva Companies, Inc.						
Check Entry Number: 001						
1291768	7/15/2022	7/30/2022		504.89	0.00	504.89
Comment: Commercial Fitness Equipment						
			Vendor 0001287 Totals:	504.89	0.00	504.89
0001041 Genfare LLC						
Check Entry Number: 001						
Electronic Payment: Bank Account: 3750653733			Bank of America			640.00
90184570	7/1/2022	7/31/2022		640.00	0.00	640.00
Comment: Tech Support						
			Vendor 0001041 Totals:	640.00	0.00	640.00
0001129 GFOA US & Canada						
Check Entry Number: 001						
Electronic Payment: Bank Account: 0002645901			BMO Harris Bank			298.00
3062201	7/5/2022	7/20/2022		149.00	0.00	149.00
Comment: Fundamentals Forum - R. Andrews						
3062337	7/7/2022	7/22/2022		149.00	0.00	149.00
Comment: Fundamentals Forum - C. Willis						
			Check Entry 001 Totals:	298.00	0.00	298.00
			Vendor 0001129 Totals:	298.00	0.00	298.00
0001139 GFOA-SC						
Check Entry Number: 001						
2022FC-12072022-0414	7/12/2022	7/27/2022		245.00	0.00	245.00
Comment: 2022 GFOASC Fall Conference - R. Andrews						
			Vendor 0001139 Totals:	245.00	0.00	245.00
0001666 Guttman Energy, Inc.						
Check Entry Number: 001						
Electronic Payment: Bank Account: 6201873639			Citizens Bank of PA			150,134.07
R22113181	6/24/2022	6/24/2022		37,564.31	0.00	37,564.31
Comment: 7418 gals @ 4.78 / gal						

DRAFT

Vendor Number/ Invoice Number	Dates Invoice	Dates Due	Dates Discount	Invoice Amount	Discount Applied	Net Amount
R22119991	7/5/2022	7/5/2022		36,645.33	0.00	36,645.33
Comment: 7399 gals @ 4.67 / gal						
R22125388	7/12/2022	7/12/2022		40,951.90	0.00	40,951.90
Comment: 9120 gals @ 4.20 / gal						
R22126380	7/13/2022	7/13/2022		34,972.53	0.00	34,972.53
Comment: 7424 gals @ 4.43 / gal						
			Check Entry 001 Totals:	150,134.07	0.00	150,134.07
			Vendor 0001666 Totals:	150,134.07	0.00	150,134.07
0001362 Irmo Lock Company						
Check Entry Number: 001						
25676848	6/23/2022	7/8/2022		10.00	0.00	10.00
Comment: Key Copy						
			Vendor 0001362 Totals:	10.00	0.00	10.00
0001489 iT1 Solutions						
Check Entry Number: 001						
Electronic Payment: Bank Account: 002232696400			Bank of America			8,422.00
13141	6/1/2022	6/16/2022		8,422.00	0.00	8,422.00
Comment: June 2022 iT Services						
			Vendor 0001489 Totals:	8,422.00	0.00	8,422.00
0007037 Ivey Gilliam						
Check Entry Number: 001						
Electronic Payment: Bank Account: 7040221207			Navy Federal CU			280.00
07202022B	7/15/2022	7/30/2022		280.00	0.00	280.00
Comment: Security - 7/14/22						
			Vendor 0007037 Totals:	280.00	0.00	280.00
0007062 Jeremy Bell						
Check Entry Number: 001						
Electronic Payment: Bank Account: 223027940218			Bank of America			140.00
07202022B	7/15/2022	7/15/2022		140.00	0.00	140.00
Comment: Security- 7/5						
			Vendor 0007062 Totals:	140.00	0.00	140.00
0007016 Jimmy Sherrod Jr						
Check Entry Number: 001						
Electronic Payment: Bank Account: 223001915560			Bank of America			1,575.00
07202022B	7/15/2022	7/30/2022		560.00	0.00	560.00
Comment: Security- 7/10, 7/13						
07202022B JUNE	7/15/2022	7/30/2022		1,015.00	0.00	1,015.00
Comment: Security- 6/25, 6/26, 6/30						
			Check Entry 001 Totals:	1,575.00	0.00	1,575.00
			Vendor 0007016 Totals:	1,575.00	0.00	1,575.00
0007017 Jonnise Pierce						
Check Entry Number: 001						
Electronic Payment: Bank Account: 5223615823			BB&T			210.00
07202022B	7/15/2022	7/15/2022		210.00	0.00	210.00
Comment: Security- 7/8						
			Vendor 0007017 Totals:	210.00	0.00	210.00
0009665 Juliet Baker-Sowell						
Check Entry Number: 001						
JUL/AUG22 - JS TRAVE	6/29/2022	6/29/2022		331.51	0.00	331.51
Comment: APTA Transit Board Admin 7/29-8/3						
			Vendor 0009665 Totals:	331.51	0.00	331.51
0007023 Lance W. Crocker						
Check Entry Number: 001						
Electronic Payment: Bank Account: 223005471893			Bank of America			1,120.00
07202022B JUNE	7/15/2022	7/30/2022		560.00	0.00	560.00
Comment: Security- 6/25, 6/30						
07202022B MAY	7/15/2022	7/30/2022		560.00	0.00	560.00
Comment: Security- 5/18, 5/19						
			Check Entry 001 Totals:	1,120.00	0.00	1,120.00
			Vendor 0007023 Totals:	1,120.00	0.00	1,120.00
0007036 Larry M. McFadden						

DRAFT

Vendor Number/ Invoice Number	Dates Invoice	Dates Due	Dates Discount	Invoice Amount	Discount Applied	Net Amount
Check Entry Number: 001						
Electronic Payment: Bank Account: 6534196941			Wells Fargo			840.00
07202022B	7/15/2022	7/30/2022		560.00	0.00	560.00
Comment: Security- 7/9, 7/10						
07202022B JUNE	7/15/2022	7/30/2022		280.00	0.00	280.00
Comment: Security- 6/26						
			Check Entry 001 Totals:	840.00	0.00	840.00
			Vendor 0007036 Totals:	840.00	0.00	840.00
0001635 Lone Star Transit Asset Management, LLC						
Check Entry Number: 001						
Electronic Payment: Bank Account: 488075765002			Bank of America			5,062.50
186	7/1/2022	7/16/2022		5,062.50	0.00	5,062.50
Comment: June 2022 Consulting						
			Vendor 0001635 Totals:	5,062.50	0.00	5,062.50
0001522 Lyft, Inc.						
Check Entry Number: 001						
Electronic Payment: Bank Account: 984166157			JPMORGAN CHASE			24,133.05
1001049588	6/30/2022	7/15/2022		24,133.05	0.00	24,133.05
Comment: Pick Up, Market, Night-Time- June 2022						
			Vendor 0001522 Totals:	24,133.05	0.00	24,133.05
0007061 Matthew Holmes						
Check Entry Number: 001						
Electronic Payment: Bank Account: 7046831322			Navy Federal CU			2,135.00
07202022B	7/15/2022	7/15/2022		1,015.00	0.00	1,015.00
Comment: Security- 7/4, 7/9, 7/11						
07202022B JUNE	7/15/2022	7/15/2022		1,120.00	0.00	1,120.00
Comment: Security- 6/18, 6/25, 6/27						
			Check Entry 001 Totals:	2,135.00	0.00	2,135.00
			Vendor 0007061 Totals:	2,135.00	0.00	2,135.00
0001648 Melissa Amerson						
Check Entry Number: 001						
VTRIP JUN'22	6/30/2022	6/30/2022		104.72	0.00	104.72
Comment: Volunteer Driver: John Hodge						
VTRIP MAY'22	5/31/2022	5/31/2022		83.07	0.00	83.07
Comment: Volunteer Driver: John Hodge						
			Check Entry 001 Totals:	187.79	0.00	187.79
			Vendor 0001648 Totals:	187.79	0.00	187.79
0001158 Michael Dantzler						
Check Entry Number: 001						
Electronic Payment: Bank Account: 1010082306384			Wells Fargo			160.00
0901	7/15/2022	8/14/2022		160.00	0.00	160.00
Comment: COMET Employee Headshots						
			Vendor 0001158 Totals:	160.00	0.00	160.00
0007041 Michael Niscia						
Check Entry Number: 001						
Electronic Payment: Bank Account: 8041651922			PNC Bank			840.00
07202022B	7/15/2022	7/30/2022		560.00	0.00	560.00
Comment: Security- 7/7, 7/12						
07202022B JUNE	7/15/2022	7/30/2022		280.00	0.00	280.00
Comment: Security- 6/23						
			Check Entry 001 Totals:	840.00	0.00	840.00
			Vendor 0007041 Totals:	840.00	0.00	840.00
0000046 Nationwide Testing Association Inc.						
Check Entry Number: 001						
Electronic Payment: Bank Account: 800106472822			Pinnacle Financial Partners			38.25
676192	7/11/2022	8/10/2022		38.25	0.00	38.25
Comment: Employee Drug Screen						
			Vendor 0000046 Totals:	38.25	0.00	38.25
0001492 New Age Protection, Inc.						
Check Entry Number: 001						
Electronic Payment: Bank Account: 2030000471			Old Dominion National Bank			14,997.63
COMET-2024	6/30/2022	7/30/2022		15,415.13	0.00	15,415.13

DRAFT

Vendor Number/ Invoice Number	Dates Invoice	Due	Discount	Invoice Amount	Discount Applied	Net Amount
Comment: June 2022 Security- 758 hrs @ 2035 /hr						
IRMO LOCK 24730544	6/6/2022	7/6/2022		317.50-	0.00	317.50-
Comment: Key Copies (Comet Central)						
LD - REPORT FAILURE	5/30/2022	6/29/2022		100.00-	0.00	100.00-
Comment: Liquidated Damages - Report Failure 5/30						
			Check Entry 001 Totals:	14,997.63	0.00	14,997.63
			Vendor 0001492 Totals:	14,997.63	0.00	14,997.63
0001545 Nexsen Pruet, LLC						
Check Entry Number: 001						
Electronic Payment: Bank Account: 000707905572			Bank of America			6,000.00
535927697	7/5/2022	7/5/2022		6,000.00	0.00	6,000.00
Comment: Matter No. 061920-00001						
			Vendor 0001545 Totals:	6,000.00	0.00	6,000.00
0001325 Non-Stop Plumbing, LLC						
Check Entry Number: 001						
Electronic Payment: Bank Account: 413001339529			Palmetto Citizens CU			1,183.95
6750	7/6/2022	7/21/2022		750.00	0.00	750.00
Comment: Leak Repair						
6768	7/19/2022	8/3/2022		433.95	0.00	433.95
Comment: Service Call- Clog Repair						
			Check Entry 001 Totals:	1,183.95	0.00	1,183.95
			Vendor 0001325 Totals:	1,183.95	0.00	1,183.95
0001019 Office Depot, Inc.						
Check Entry Number: 001						
249589136001	7/5/2022	8/4/2022		56.00	0.00	56.00
Comment: Copy Paper						
252271709001	6/27/2022	7/27/2022		161.46	0.00	161.46
Comment: Copy Paper, Coffee, Sticky Notes, Tape						
252285315001	6/27/2022	7/27/2022		119.97	0.00	119.97
Comment: Card stock						
			Check Entry 001 Totals:	337.43	0.00	337.43
			Vendor 0001019 Totals:	337.43	0.00	337.43
0001497 Palmetto Exterminators, Inc.						
Check Entry Number: 001						
Electronic Payment: Bank Account: 170011999101			First Citizens			2,840.00
2676563	6/19/2022	7/19/2022		2,840.00	0.00	2,840.00
Comment: Monthly Pest Service- Vehicles						
			Vendor 0001497 Totals:	2,840.00	0.00	2,840.00
0001486 PassportParking, Inc.						
Check Entry Number: 001						
Electronic Payment: Bank Account: 1894832110			Comerica			475.64
INV-1031525	6/30/2022	7/30/2022		475.64	0.00	475.64
Comment: Transit Service- June 2022						
			Vendor 0001486 Totals:	475.64	0.00	475.64
0001057 PEBA - SC Retirement Systems						
Check Entry Number: 001						
Electronic Payment: Bank Account: 2000009850974			COMET Oper - Wells Fargo			25,958.20
QTREND 063022	6/30/2022	7/30/2022		25,958.20	0.00	25,958.20
Comment: Quarterly Deposit						
			Vendor 0001057 Totals:	25,958.20	0.00	25,958.20
0001144 PEBA Insurance Finance						
Check Entry Number: 002						
Electronic Payment: Bank Account: 2000009850974			COMET Oper - Wells Fargo			6,085.38
FY22-23 ADV DEPOSIT	6/22/2022	6/22/2022		6,085.38	0.00	6,085.38
Check Entry Number: 003						
Electronic Payment: Bank Account: 2000009850974			COMET Oper - Wells Fargo			8,450.06
JULY 2022	6/22/2022	6/22/2022		8,450.06	0.00	8,450.06
			Vendor 0001144 Totals:	14,535.44	0.00	14,535.44
0001607 PEX - Prepaid Expense Card Solutions						
Check Entry Number: 001						
Electronic Payment: Bank Account: 2000009850974			COMET Oper - Wells Fargo			200.00
JUL22 VTRIP/PUP	7/1/2022	7/16/2022		200.00	0.00	200.00

DRAFT

Vendor Number/ Invoice Number	Dates Invoice	Dates Due	Discount	Invoice Amount	Discount Applied	Net Amount
Comment: COG Grant#TR20-01-001						
			Vendor 0001607 Totals:	200.00	0.00	200.00
0001028 Pitney Bowes Purchase Power						
Check Entry Number: 001						
Electronic Payment: Bank Account: 0001250933			Bank of NY - Mellon			230.74
0788-0622	7/5/2022	7/20/2022		230.74	0.00	230.74
Comment: Ink Refill						
			Vendor 0001028 Totals:	230.74	0.00	230.74
0001620 PXC, Inc.						
Check Entry Number: 001						
Electronic Payment: Bank Account: 20000020327635			COMET - Payroll Acct			386.36
2022062901	6/29/2022	6/29/2022		124.81	0.00	124.81
Comment: Hourly Payroll - 7/1/22						
2022070101	7/5/2022	7/5/2022		196.74	0.00	196.74
Comment: Salary Payroll - 7/5/22						
2022071301	7/13/2022	7/13/2022		64.81	0.00	64.81
Comment: Hourly Payroll - 7/15/22						
			Check Entry 001 Totals:	386.36	0.00	386.36
			Vendor 0001620 Totals:	386.36	0.00	386.36
0007063 Rares M. Ungureanu						
Check Entry Number: 001						
Electronic Payment: Bank Account: 009163948665			First Citizen Bank			647.50
07202022B	7/15/2022	7/15/2022		315.00	0.00	315.00
Comment: Security- 7/5						
07202022B JUNE	7/15/2022	7/15/2022		332.50	0.00	332.50
Comment: Security- 6/21						
			Check Entry 001 Totals:	647.50	0.00	647.50
			Vendor 0007063 Totals:	647.50	0.00	647.50
0001000 RATP Dev USA Inc.						
Check Entry Number: 001						
Electronic Payment: Bank Account: 061939633			Bank of the West			1,605,267.46
05OCT22	6/27/2022	7/27/2022		1,605,267.46	0.00	1,605,267.46
Comment: May 1 - 31, 2022 Contract Services						
			Vendor 0001000 Totals:	1,605,267.46	0.00	1,605,267.46
0001160 Richland County Sheriff Dept						
Check Entry Number: 001						
2094	5/19/2022	6/3/2022		3,150.00	0.00	3,150.00
Comment: Security- 5/1/2022-5/6/2022						
2094 APR22	5/19/2022	6/3/2022		12,420.00	0.00	12,420.00
Comment: Security- 4/1/2022-4/30/2022						
2094 MAR22	5/19/2022	6/3/2022		3,150.00	0.00	3,150.00
Comment: Security- 3/26/2022-3/31/2022						
2313	7/12/2022	7/27/2022		9,720.00	0.00	9,720.00
Comment: Security- 6/6/2022-6/30/2022						
			Check Entry 001 Totals:	28,440.00	0.00	28,440.00
			Vendor 0001160 Totals:	28,440.00	0.00	28,440.00
0001209 Sam's Club						
Check Entry Number: 001						
Electronic Payment: Bank Account: 2000009850974			COMET Oper - Wells Fargo			91.80
0638-0622	6/11/2022	6/26/2022		91.80	0.00	91.80
Comment: Membership Renewal 2022-2023						
			Vendor 0001209 Totals:	91.80	0.00	91.80
0001022 Segra						
Check Entry Number: 001						
2299387	7/1/2022	7/31/2022		2,799.80	0.00	2,799.80
Comment: Internet Charges- 7/1/2022-7/31/2022						
Electronic Payment: The Pre-Note has not yet been approved. The vendor will be paid by check.						
			Vendor 0001022 Totals:	2,799.80	0.00	2,799.80
0001521 Selman & Co LLC - Multi Billing						
Check Entry Number: 001						
Electronic Payment: Bank Account: 102006711			People's United Bank			96.16
JUNE 2022	7/1/2022	7/16/2022		96.16	0.00	96.16

DRAFT

Vendor Number/ Invoice Number	Dates Invoice	Due	Discount	Invoice Amount	Discount Applied	Net Amount
Comment: LBT Coverage						
			Vendor 0001521 Totals:	96.16	0.00	96.16
0001389 Shred With Us						
Check Entry Number: 001						
254239	6/28/2022	6/28/2022		74.50	0.00	74.50
Comment: Shredded Confidential Documents						
			Vendor 0001389 Totals:	74.50	0.00	74.50
0001078 Sign It Quick						
Check Entry Number: 001						
Electronic Payment: Bank Account: 1390003141			South State Bank			7,360.00
42815	7/11/2022	7/26/2022		7,360.00	0.00	7,360.00
Comment: 10' Galvanized Square Posts						
			Vendor 0001078 Totals:	7,360.00	0.00	7,360.00
0001667 Smith & Jones Janitorial Supplies						
Check Entry Number: 001						
Electronic Payment: Bank Account: 1410005520174			Truist bank			192.00
218607	6/22/2022	6/22/2022		192.00	0.00	192.00
Comment: Paper Towels						
			Vendor 0001667 Totals:	192.00	0.00	192.00
0001547 Solutions for Transit						
Check Entry Number: 001						
Electronic Payment: Bank Account: 4422722680			Chase			4,166.66
22-0705COMET	7/5/2022	8/4/2022		4,166.66	0.00	4,166.66
Comment: The Reporting Solution- June 2022						
			Vendor 0001547 Totals:	4,166.66	0.00	4,166.66
0001675 The Crawford Austin Agency						
Check Entry Number: 001						
0622- SPONSOR	6/23/2022	6/23/2022		4,500.00	0.00	4,500.00
Comment: Le Diner en Blanc 2022 Sponsor						
			Vendor 0001675 Totals:	4,500.00	0.00	4,500.00
0007031 Todd Ballard						
Check Entry Number: 001						
Electronic Payment: Bank Account: 8010000204304			South State Bank			1,785.00
07202022B	7/15/2022	7/15/2022		1,505.00	0.00	1,505.00
Comment: Security- 7/9, 7/10, 7/13, 7/14						
07202022B JUNE	7/15/2022	7/15/2022		280.00	0.00	280.00
Comment: Security- 6/20						
			Check Entry 001 Totals:	1,785.00	0.00	1,785.00
			Vendor 0007031 Totals:	1,785.00	0.00	1,785.00
0001435 Trane U.S. Inc.						
Check Entry Number: 001						
Electronic Payment: Bank Account: 3750351446			Bank of America			8,360.03
312472014	3/14/2022	4/13/2022		504.00	0.00	504.00
Comment: HVAC Plug and Board Replacement						
312764088	7/6/2022	8/5/2022		7,856.03	0.00	7,856.03
Comment: HVAC Equip & BAS 6/1/22 - 5/31/23						
			Check Entry 001 Totals:	8,360.03	0.00	8,360.03
			Vendor 0001435 Totals:	8,360.03	0.00	8,360.03
0001267 TriTek Fire & Security, LLC						
Check Entry Number: 001						
Electronic Payment: Bank Account: 0005222172499			BB&T			295.50
27400	7/8/2022	8/7/2022		295.50	0.00	295.50
Comment: Service Call- AC Repair						
			Vendor 0001267 Totals:	295.50	0.00	295.50
0001187 TSC: Technology Solutions of Charleston						
Check Entry Number: 001						
Electronic Payment: Bank Account: 1135002192			Pinnacle			9,552.00
41933	7/1/2022	7/31/2022		9,552.00	0.00	9,552.00
Comment: Security Maintenance- July '22-June '23						
			Vendor 0001187 Totals:	9,552.00	0.00	9,552.00
0001541 UBER Technologies, Inc.						

DRAFT

Vendor Number/ Invoice Number	Dates Invoice	Dates Due	Discount	Invoice Amount	Discount Applied	Net Amount
Check Entry Number: 002	**Check Comment:**	June 2022- PUP Applications				
Electronic Payment: Bank Account: 70095168100100001			Citibank			109.95
51AAA1	7/1/2022	7/31/2022		109.95	0.00	109.95
Comment: June 2022- PUP Applications						
			Vendor 0001541 Totals:	109.95	0.00	109.95
0001673 Upper Savannah COuncil of Governments						
Check Entry Number: 001						
SCWORKS 0622	6/16/2022	6/16/2022		200.00	0.00	200.00
Comment: Sponsorship- Newberry Job Fair						
			Vendor 0001673 Totals:	200.00	0.00	200.00
0001512 VERIZON WIRELESS						
Check Entry Number: 001						
Electronic Payment: Bank Account: 2000009850794			COMET Oper - Wells Fargo			1,254.33
9909524941	6/23/2022	7/23/2022		1,254.33	0.00	1,254.33
Comment: iPad & Tablet Data Plan						
			Vendor 0001512 Totals:	1,254.33	0.00	1,254.33
0001328 Waste Management						
Check Entry Number: 002	**Check Comment:**	3613 Lucius Rd.				
Electronic Payment: Bank Account: 2000009850974			COMET Oper - Wells Fargo			2,558.28
4483845-0080-8	6/20/2022	7/20/2022		2,558.28	0.00	2,558.28
Comment: 3613 Lucius Rd.						
Check Entry Number: 003	**Check Comment:**	1224 Laurel St.				
Electronic Payment: Bank Account: 2000009850974			COMET Oper - Wells Fargo			1,027.07
4483917-0080-5	6/20/2022	7/20/2022		1,027.07	0.00	1,027.07
Comment: 1224 Laurel St.						
Check Entry Number: 004	**Check Comment:**	3613 Lucius Rd.				
Electronic Payment: Bank Account: 2000009850974			COMET Oper - Wells Fargo			386.92
4485960-0080-3	7/1/2022	7/31/2022		386.92	0.00	386.92
Comment: 3613 Lucius Rd.						
			Vendor 0001328 Totals:	3,972.27	0.00	3,972.27
0000108 Westgate Center for Leadership						
Check Entry Number: 001						
F22TS-03	6/20/2022	7/5/2022		2,695.00	0.00	2,695.00
Comment: Transit Management Certification Trainin						
			Vendor 0000108 Totals:	2,695.00	0.00	2,695.00
0001470 WEX BANK						
Check Entry Number: 001						
Electronic Payment: Bank Account: 2000009850974			COMET Oper - WELLS FARGO			9,368.91
82223436	6/30/2022	7/5/2022		9,368.91	0.00	9,368.91
Comment: 2033.9 gals @ 4.53 avg / gal						
			Vendor 0001470 Totals:	9,368.91	0.00	9,368.91
			Report Totals:	2,380,021.11	0.00	2,380,021.11

Total number of checks: 16

Total number of checks not printed: 16

Total number of ACH entries: 78

DRAFT

RATP Dev USA Monthly Performance Report

June 2022

LIMITED SHARING

RATP DEV USA

Hot Topics:

1. COVID-19 – Lenny Cooksey
2. Customer Service –Alicia Peterson
3. Maintenance – Ron Sweeney
4. Operations – Tiffany Turner
5. Safety and Training – Charles Hall
6. Human Resources – Courtney Coney
7. Performance Indicators - Lenny Cooksey

Covid- 19

RATPDEV /TCS COVID-19 CASES/QUARANTINED

AS OF 7-6-2022

3

Bus Cleaning	Totals
Detailed	**391**
Fogging	**390**
Interior / Exterior	**1691**

LIMITED SHARING

RATP DEV USA

Customer Service

LIMITED SHARING

Customer Service

CUSTOMER COMMENTS

For the Period: 6/1/2022 to 6/30/2022

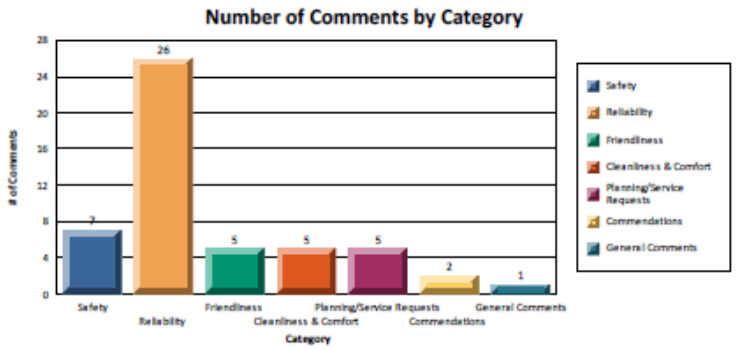

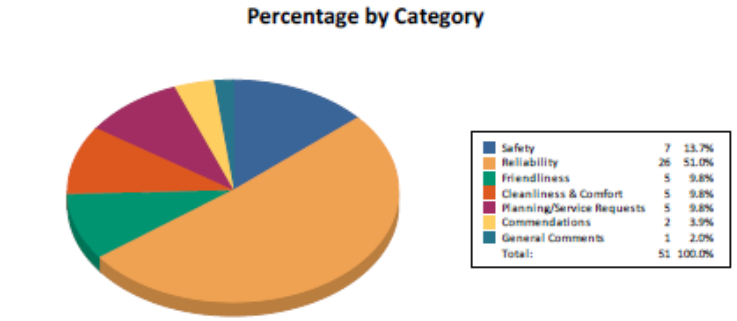

For the month of June 2022, RATP Dev had a total of 42 customer complaints comparing to 49 of May 2022, that is a 14.29% decrease from the previous month. The Safety category was decreased to 13.7% from 24.5% and the Reliability category increased to 51.0% from 36.7% of the previous month.

The complaint rate 3.56% (complaints per 10,000 riders) for the month of June is lower than our target goal of 4.00 to 6.00 complaints per 10,000 customers.

RATP Dev has been continuously addressing the customer complaint issues in different training programs, personal counseling/coaching, and other management actions.

Passenger Passed By

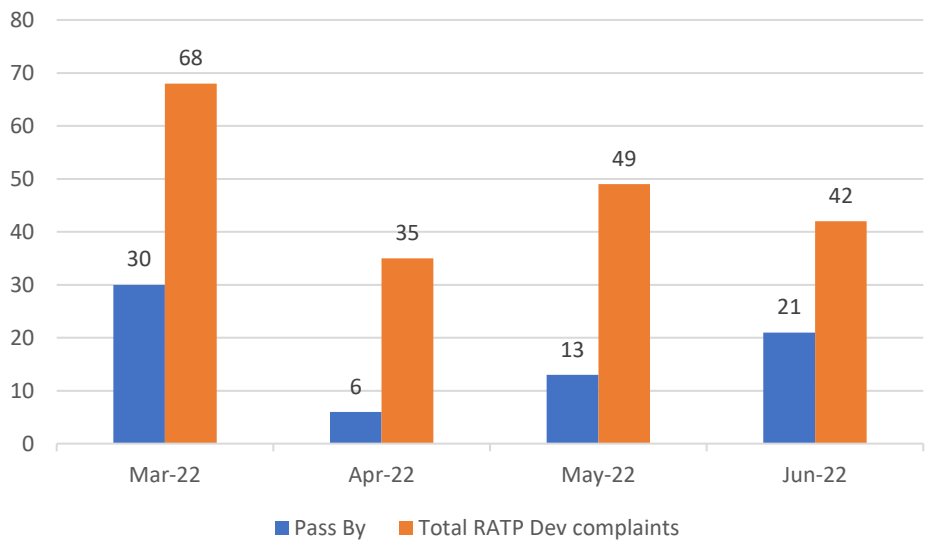

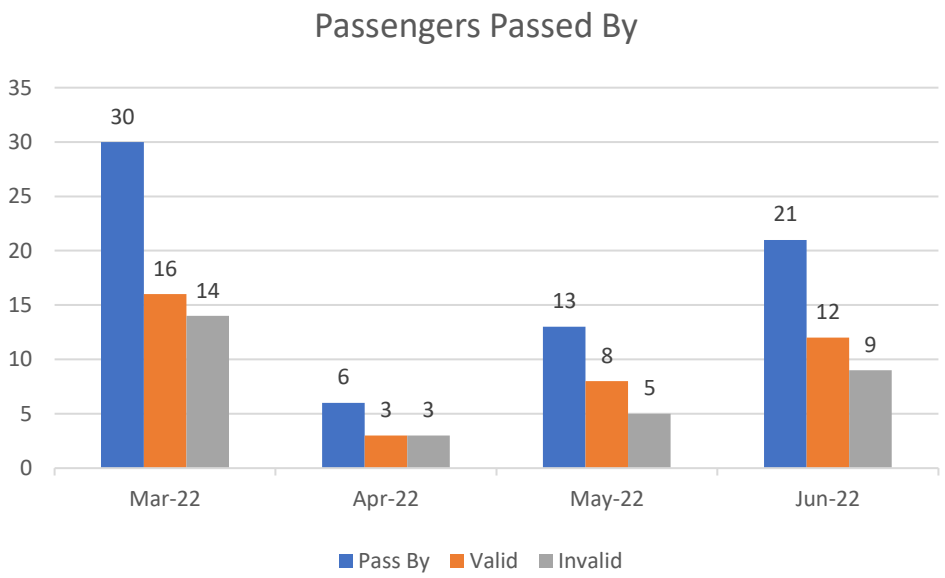

LIMITED SHARING
LIMITED SHARING

RATP DEV USA

Employee of the Month

Henry Hamilton

LIMITED SHARING
LIMITED SHARING

RATP DEV USA

Maintenance

LIMITED SHARING

Preventive Maintenance

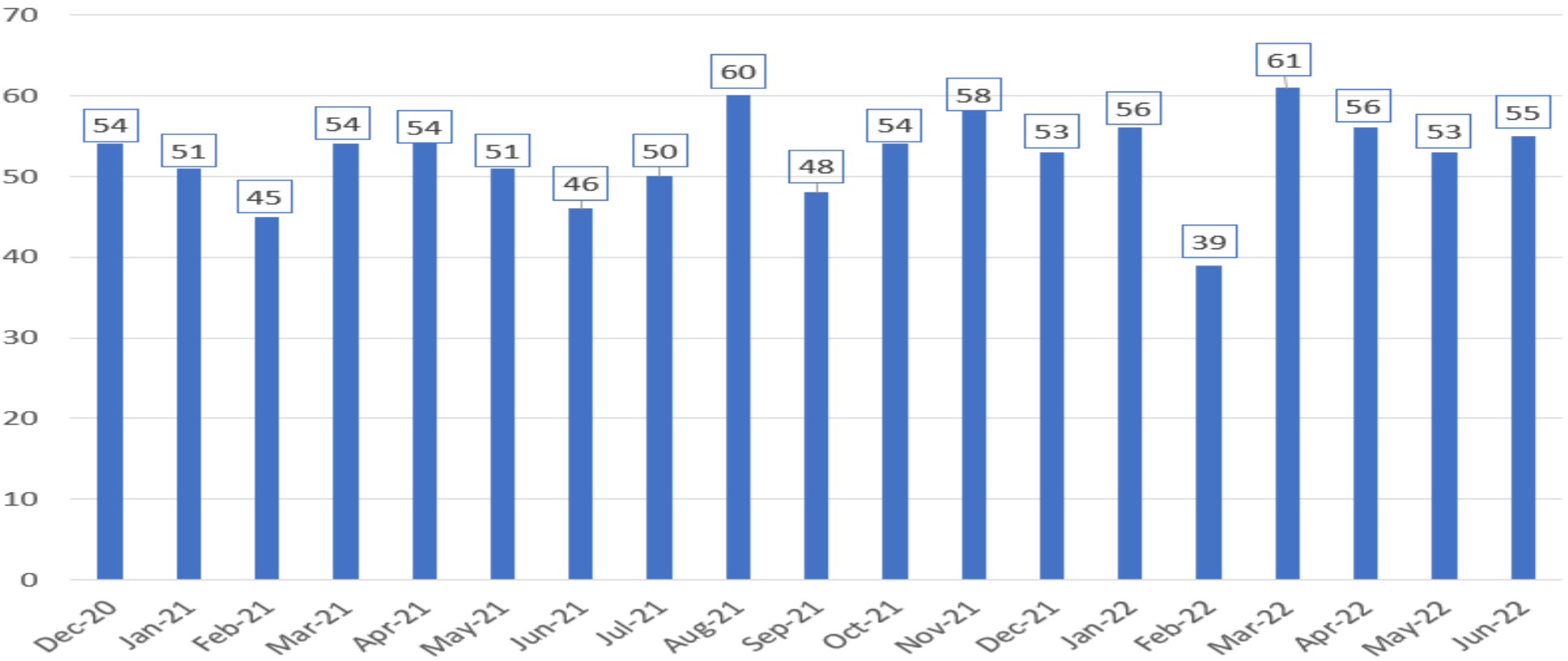

Scheduled PMIs =55
Completed PMIs = 55
100% On-Time

PMI'S ARE TRIGGERED BY ACCUMULATED MILEAGE
AMOUNT VARIES BY MONTH

RATP DEV USA

LIMITED SHARING

PM Results

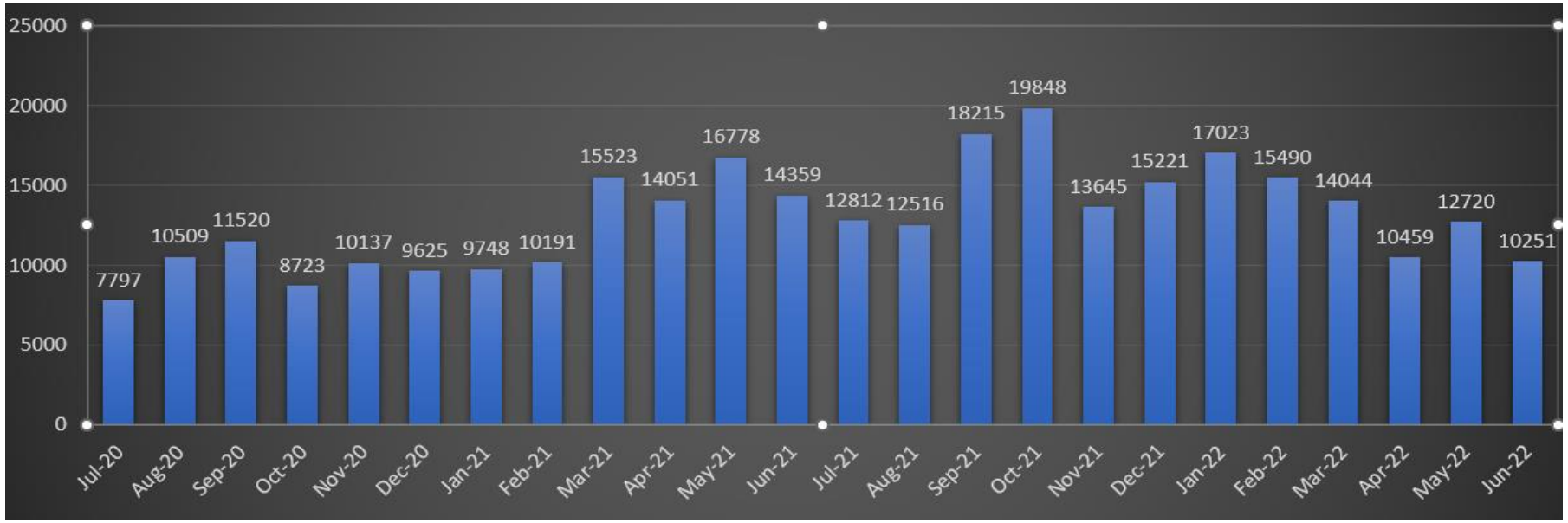

Total Miles Between Road Calls = **10,251**

Target Miles Between Road Calls = 12,000

Vehicle Preventative Maintenance Interval Statistics

LIMITED SHARING

RATP DEV USA

On Time Performance (OTP)

LIMITED SHARING

OTP for Fixed Route / DART / Flex

On-time performance is a leading indicator of service reliability and is inscribed as an essential service standard. On-time performance measures the percentage of actual arrival times that are between (0) minutes early and five (5) minutes late at designated points along transit routes. The metric is reported by the COMET's AVL system for Fixed Route (Strategic Mapping) and DART Paratransit (Trapeze).

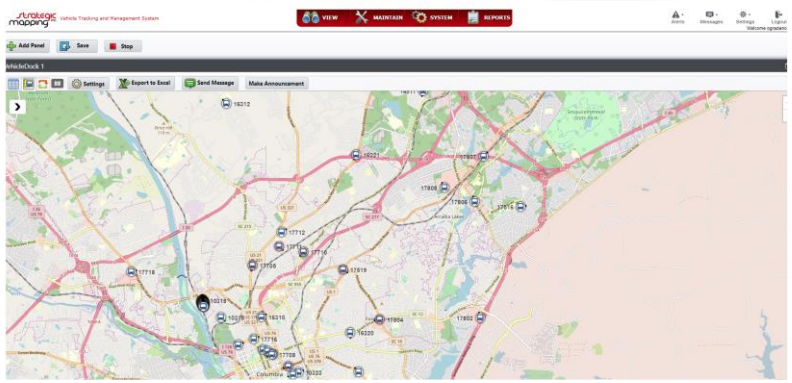

- Fixed Route OTP for June 2022: **70.04%**
- Fixed Route OTP increased by 9**%** compared to May at **64.55%**
- DART/Paratransit OTP for June 2022: **91.21%**
- DART/Paratransit OTP increased **1.15%** compared to May at **90.06%**

Clever Devices has been replaced with the new AVL system, Strategic Mapping. We are currently in phase one of three-part implementation to improve depiction of the system OTP.

May 8th Fixed Route Service Change
On Time Performance

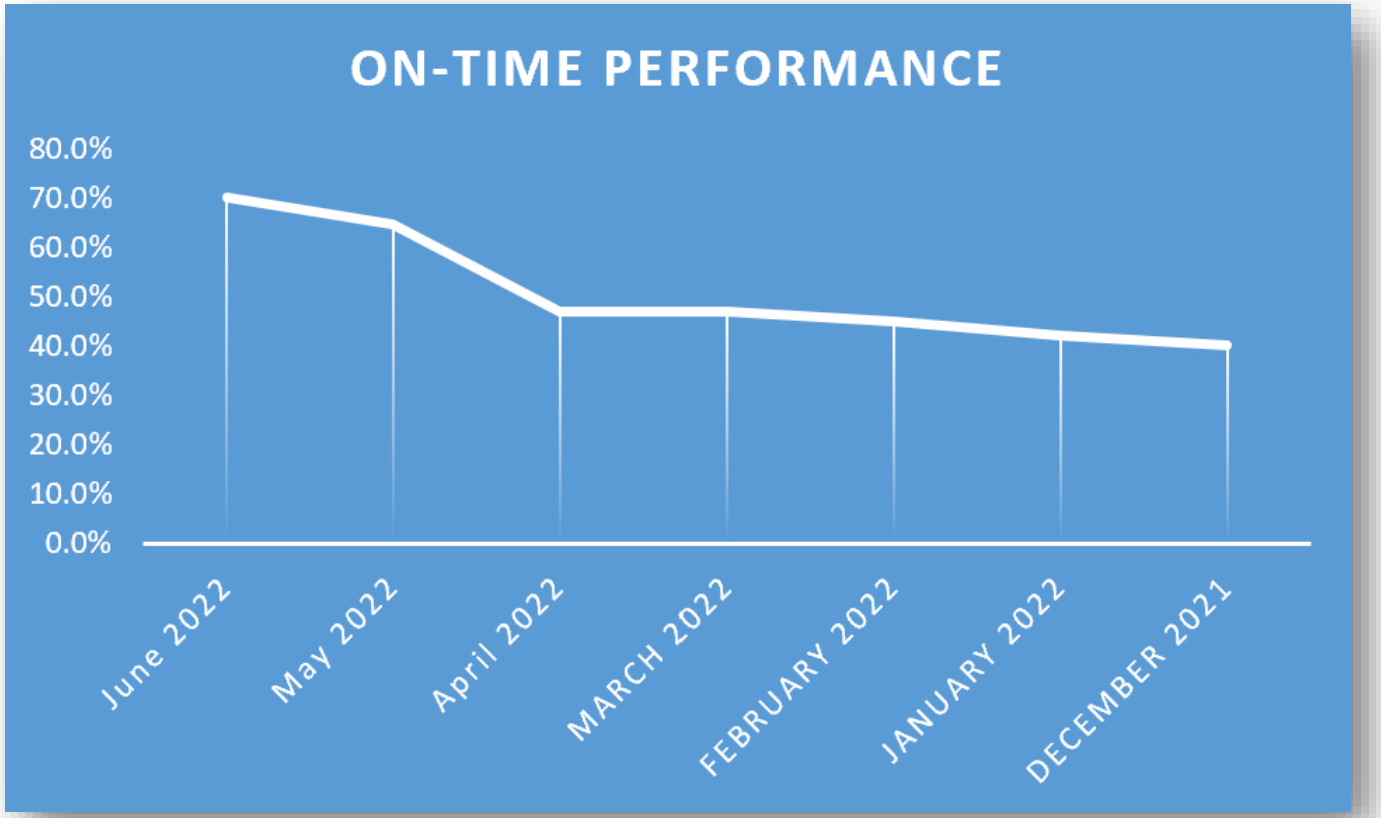

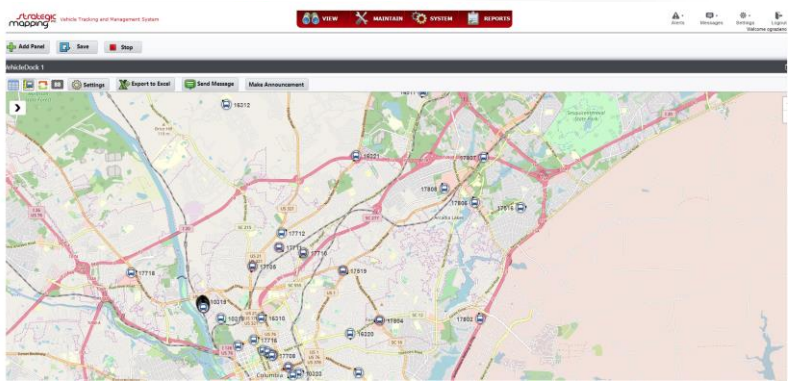

LIMITED SHARING

Ridership Summary

LIMITED SHARING

All Aboard

- **117,893 total ridership for June 2022**
- 118,084 total ridership for June 2021
- There was no significant change in ridership compared to June 2021

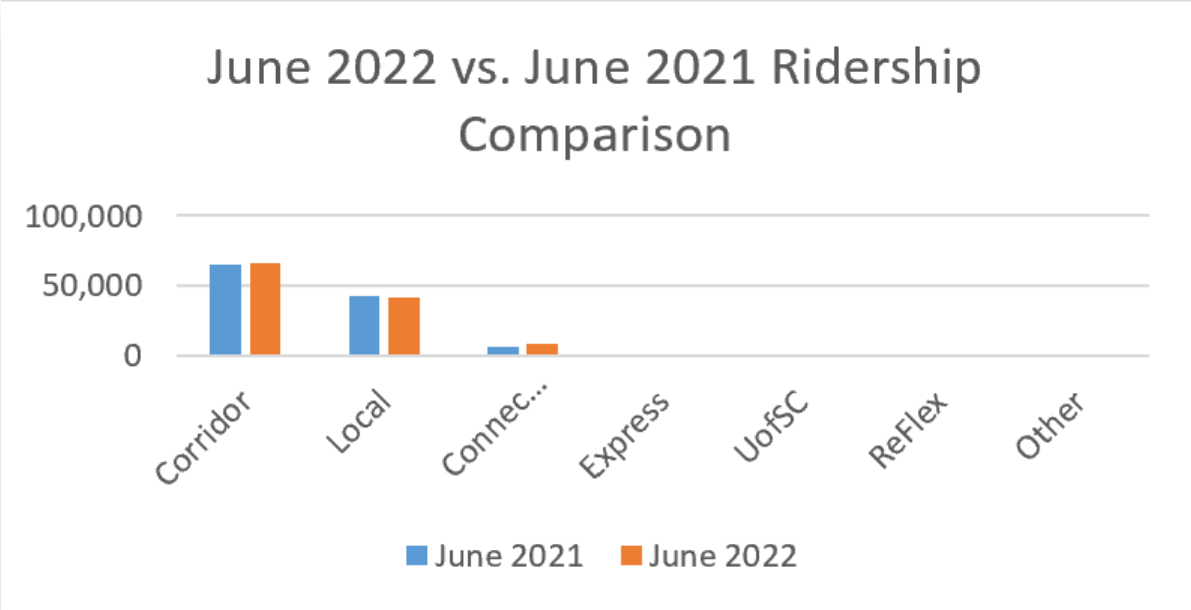

LIMITED SHARING

RATP DEV USA

Previous Month Comparison

- **117,893 total ridership for June 2022**
- 121,579 total ridership for May 2022
- Ridership decreased 3% compared to May 2022

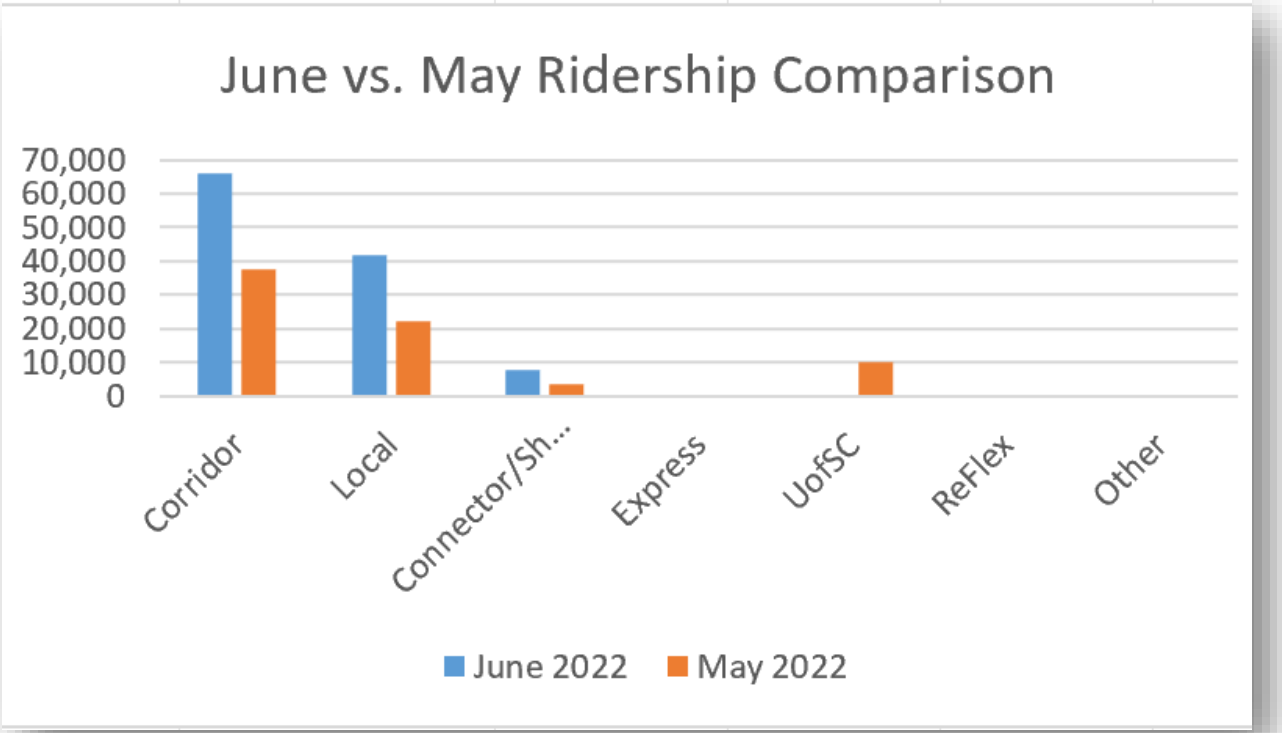

LIMITED SHARING

RATP DEV USA

Average Daily Ridership

Average Daily Ridership					
	Monthly Ridership		Average Daily Ridership		
Month	**2021**	**2022**	**2021**	**2022**	**% Change**
January	201,634	106,428	28,805	15,204	-47%
February	180,366	112,303	25,767	16,043	-38%
March	197,617	138,952	28,231	19,850	-30%
April	152,549	134,878	21,793	19,268	-12%
May	134,918	121,579	19,274	17,368	-10%
June	118,084	117,893	16,869	16,842	0%
July	111,695		15,956	-	-100%
August	137,928		19,704	-	-100%
September	158,796		22,685	-	-100%
October	138,010		19,716	-	-100%
November	101,489		14,498	-	-100%
December	112,745	-	16,106	-	
Year to Date	1,745,831	732,033	249,404	104,576	-58%

Top 5 INCREASES VS 2021

5 LARGEST RIDERSHIP INCREASES VS PREVIOUS YEAR				
		JUNE 2021 RIDERSHIP	JUNE 2022 RIDERSHIP	% INCREASE
1	93X I-26 Express	17	122	618%
2	76 Fort Jackson	52	229	340%
3	20 West Campus	89	306	244%
4	44X LR Express	36	122	239%
5	57L Killian	94	182	94%

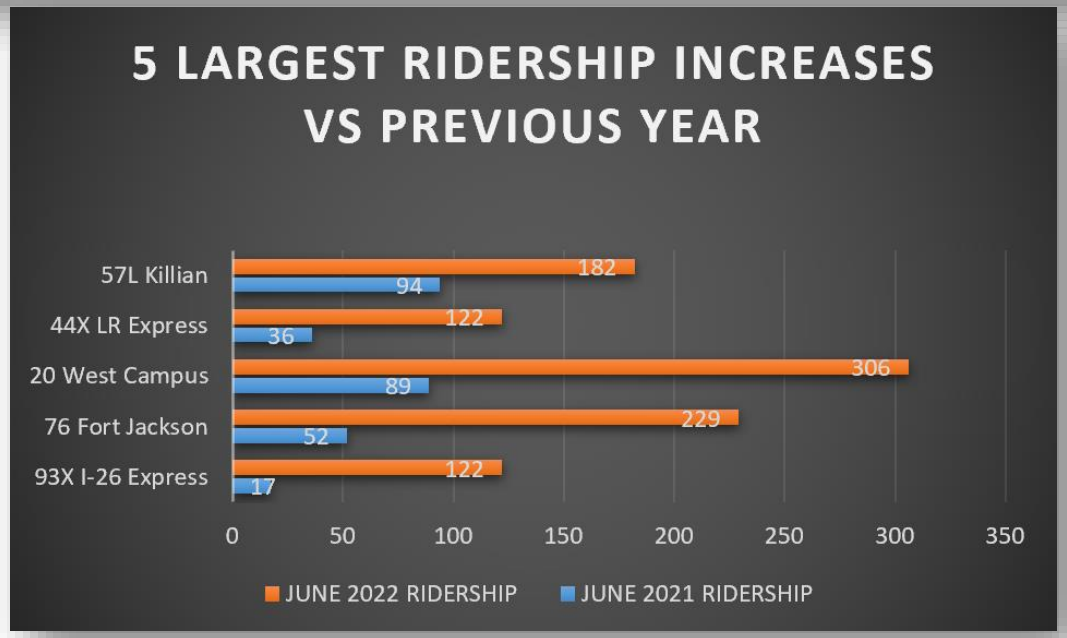

LIMITED SHARING

RATP DEV USA

Top 5 DECREASES VS 2021

5 LARGEST RIDERSHIP DECREASES VS PREVIOUS YEAR				
	ROUTES	JUNE 2021 RIDERSHIP	JUNE 2022 RIDERSHIP	% DECREASE
1	14 Express	322	213	-34%
2	84 Dutch Square	2256	1583	-30%
3	92X 12th St Ext	316	228	-28%
4	83L St. Andrews	2,434	2,037	-16%
5	6 Eau Claire	3,597	3,275	-9%

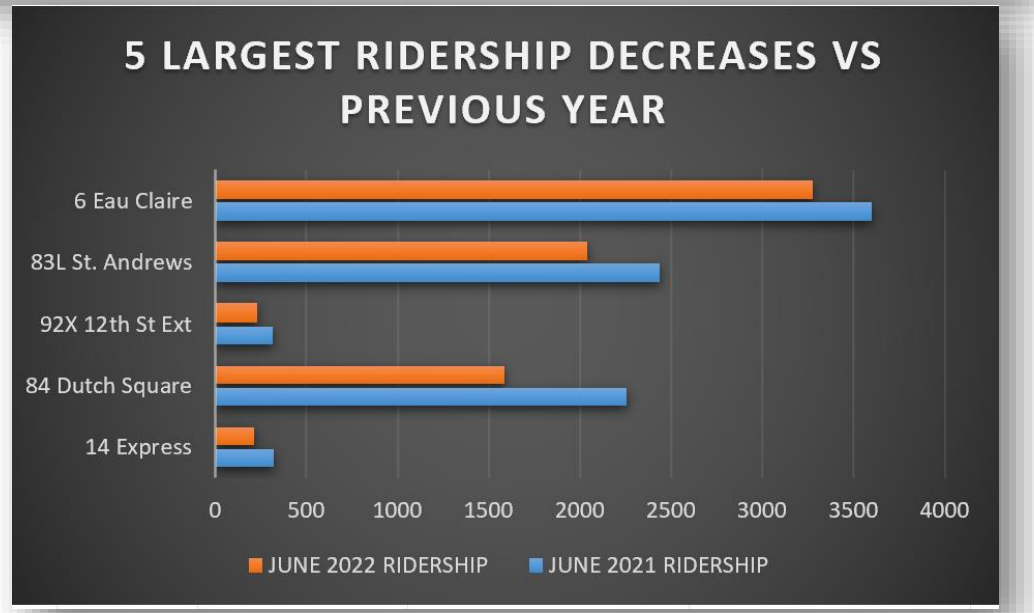

LIMITED SHARING

RATP DEV USA

GAMECOCK RIDERSHIP

UofSC Ridership June vs May				
Route	May Total	June Total	Variance	% Change
13 North Loop	26	101	75	288%
14 Express	416	213	(203)	-49%
15 Yellow	25	-	(25)	-100%
16 Greek Village	6	-	(6)	-100%
17 Green	27	-	(27)	-100%
18 Red	265	-	(265)	-100%
19 Blue	141	-	(141)	-100%
20 West Campus	427	306	(121)	-28%
24 Evening 1	4	-	(4)	-100%
25 Evening 2	5	-	(5)	-100%
2001 Gamecock Express	-	-	-	
	1,342	620	(722)	-54%

- 620 passenger boardings
- Represents 54% decrease vs May (1,342)
- Difference of 722 passengers compared to May
- Reduced Service began May 5

LIMITED SHARING

DART Ridership

2022	
June	
Requested Trips	5,881
Passenger Transported	4,948
Total Miles	49,235
Revenue Miles	44,550
Total Hours	2,956.20
Revenue Hours	2,666.00
Cancellations	
No Show	103
Cancel at Door	174
Late Cancel	78
Same Day Cancel	137
Total Cancelation Rate	9.94%
OTP Goal	90%
Actual OTP	91.21%
Above/Below Goal	1.21%

2021	
June	
Requested Trips	6,432
Passenger Transported	4,958
Total Miles	48,606
Revenue Miles	45,306
Total Hours	2,928.00
Revenue Hours	2,734.00
Cancellations	
No Show	93
Cancel at Door	173
Late Cancel	105
Same Day Cancel	355
Total Cancelation Rate	14.64%
OTP Goal	90%
Actual OTP	94.81%
Above/Below Goal	4.81%

2019	
June	
Requested Trips	8,100
Passenger Transported	6,529
Total Miles	63,703
Revenue Miles	57,094
Total Hours	4,227.50
Revenue Hours	3,549.60
Cancellations	
No Show	112
Cancel at Door	164
Late Cancel	33
Same Day Cancel	513
Total Cancelation Rate	12.59%
OTP Goal	90.00%
Actual OTP	93.36%
Above/Below Goal	3.36%

LIMITED SHARING

RATP DEV USA

DART Ridership

Differences Year over Year				
	2021	2021	2019	2019
Requested Trips	-551	-8.57%	-2,219.00	-27.40%
Passenger Transported	-10	-0.20%	-1,581.00	-24.22%
Total Miles	629	1.29%	-14,468.00	-22.71%
Revenue Miles	-756	-1.67%	-12,544.00	-21.97%
Total Hours	28.20	0.96%	-1,271.30	-30.07%
Revenue Hours	-68.00	-2.49%	-883.60	-24.89%
Cancellations				
No Show	10	10.75%	-9.00	-8.04%
Cancel at Door	1	0.58%	10.00	6.10%
Late Cancel	-27	-25.71%	45.00	136.36%
Same Day Cancel	-218	-61.41%	-376.00	-73.29%

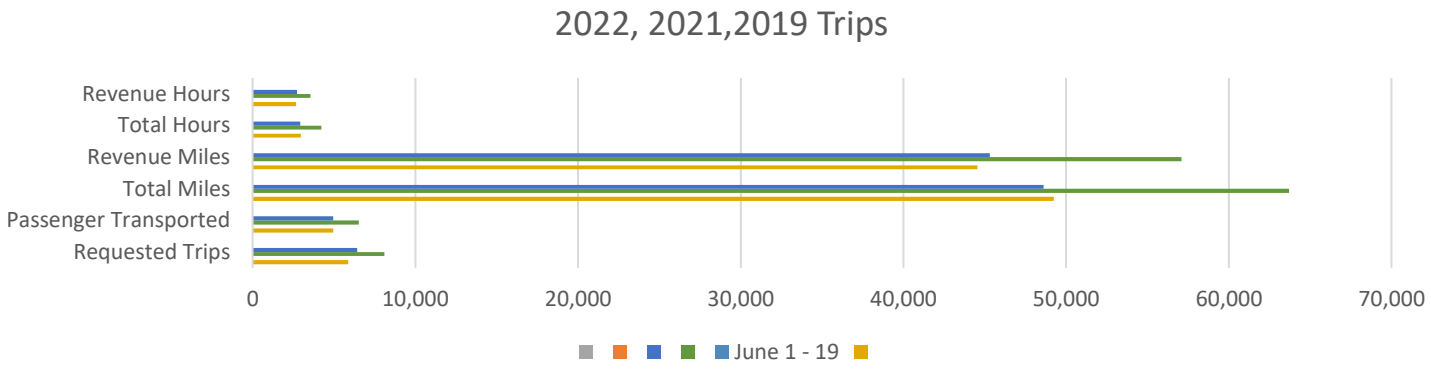

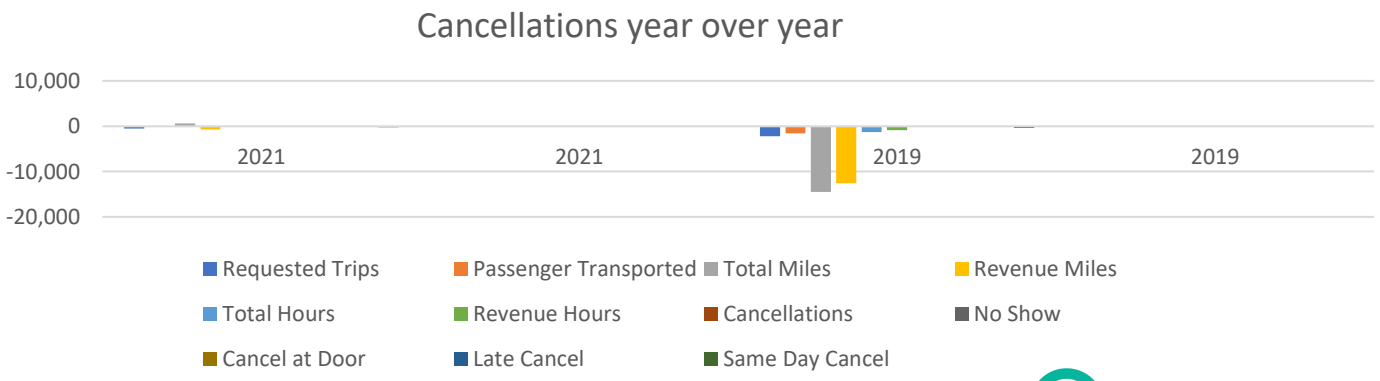

LIMITED SHARING

RATP DEV USA

Safety First, Safety Always

LIMITED SHARING

Safety First

- Safety First Safety Always
    - Monthly Meeting Agenda:
- Active Shooter
- Digital Dashboard for Safety announcements
- Safety Performance Overview
- Preventable Accidents 1
- Collisions per 100,000 – 0.86



LIMITED SHARING

RATP DEV USA

Safety Performance

Vehicle Accidents	Fixed Route	Flex Route	DART	Total Accidents
Revenue Incidents	10	0	0	10
Deadhead Incidents	0	0.0	0.0	0
Per 100,000 Miles	4.96	0	0	4.96
Total Incidents	10	0	0	10

Injuries	Fixed Route	Flex Route	DART	Total Injuries
Revenue Incidents	5	0.0	0.0	5
Deadhead Incidents	0	0.0	0.0	0
Per 100,000 Miles	2.48	0.0	0.0	2.48
Total Incidents	5	0	0	5

LIMITED SHARING

RATP DEV USA

Human Resources

LIMITED SHARING

Organizational Chart

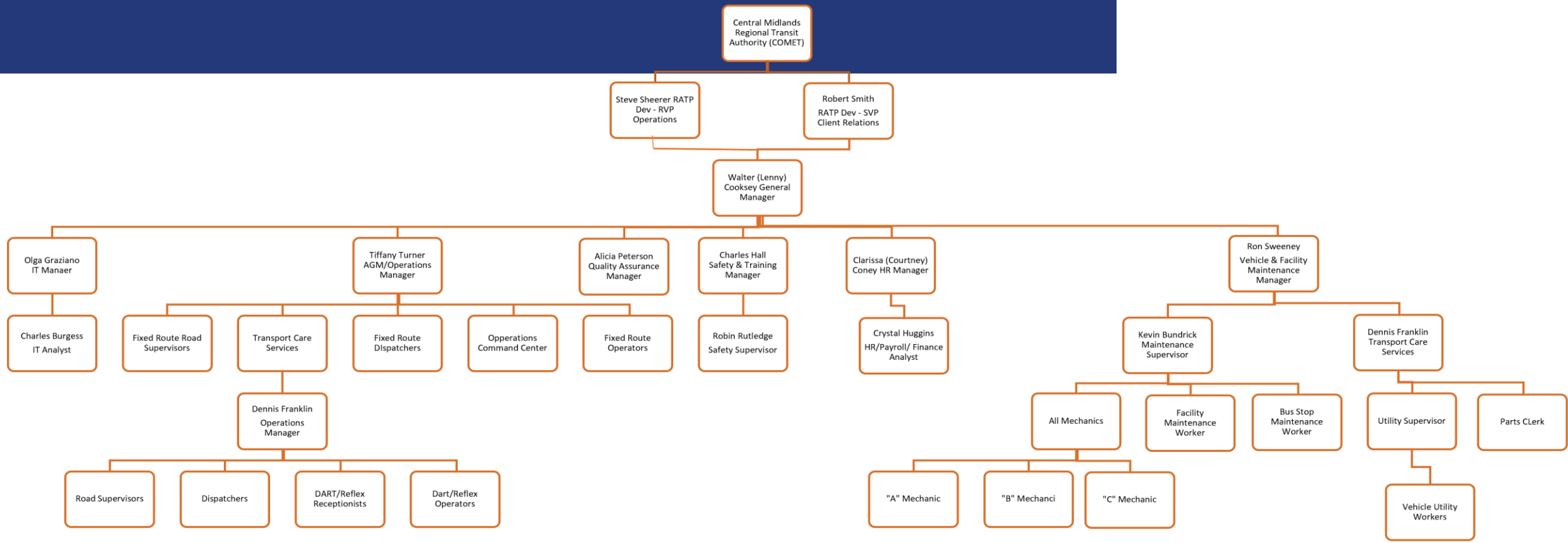

LIMITED SHARING

RATP DEV USA

Staffing & Recruitment

Description	Active	Training	Leave	Total
Fix Route Operators	108	5	7	120
U of SC Operator	15	1	2	18
Ops Supervisor (UofSC)	1			1
Dispatcher/supervisor (UofSC)	3			3
Fix Route Operations Supervisor	7			7
Fix Route Dispatcher	3			3
DART/ReFlex Reservationist	2.5			2.5
TCS Total Operators	22	2		24
IT Analyst	1			1
Mechanics	12	0	1	13
Lead mechanic/Maintenance Supervisor	1			1
Utility Worker	8	0		8
Shopkeeper	1			1
Totals	184.50	8	10	202.50

LIMITED SHARING

RATP DEV USA

Key Performance Indicator (KPI)

LIMITED SHARING

Key Performance Indicator (KPI)

Performance Measure	*RATP Dev Contract Goal*	RATP Dev April/Actual
On-Time Performance (Fixed Route / Paratransit)	*85% / 90%*	*70.04% / 91.21%*
Miles Between Road Calls	*12,000*	10,251
Customer Complaints (Per 10,000 Customers)	*6.0*	*3.56*
Preventable Accidents (Per 10,000 Miles)	*2*	*.50*

LIMITED SHARING

RATP Dev USA

RATP DEV USA

Thank You

Central Midlands Regional Transit Authority (The COMET)

The COMET Zero Emission Bus Project

ID	WBS	Task Name	Duration	Start	Finish
1	**1**	**FTA Award and Project Consultant Contract Execution**	**3.3 mons**	**10/1/21**	**12/31/21**
5					
6	**2**	**Project Planning and Initiation**	**4.2 wks**	**1/3/22**	**1/31/22**
11					
12	**3**	**Requirements Analysis**	**8.6 wks**	**2/1/22**	**3/31/22**
20					
21	**4**	**Bus Procurement and Build**	**52.2 wks**	**4/1/22**	**3/31/23**
34					
35	**5**	**Infrastructure Procurement, Design and Build**	**54.4 wks**	**3/17/22**	**3/31/23**
60					
61	**6**	**Bus and Infrastructure Deployment**	**34 wks**	**10/4/22**	**5/29/23**
83					
84	**7**	**Deployment Validation**	**65 wks**	**4/3/23**	**6/28/24**
93					
94	**8**	**Project Close-out**	**16 wks**	**3/11/24**	**6/28/24**
98					
99	**9**	**Project Management and Reporting**	**126 wks**	**1/31/22**	**6/28/24**



Central Midlands Regional Transit Authority (The COMET)

The COMET Zero Emission Bus Project

ID	WBS	Task Name	Duration	Start	Finish
1	**1**	**FTA Award and Project Consultant Contract Execution**	**3.3 mons**	**10/1/21**	**12/31/21**
2	**1.1**	**FTA Award Announcement**	**0 wks**	**10/1/21**	**10/1/21**
3	**1.2**	**Prime Recipient Contract Complete**	**8.8 wks**	**10/1/21**	**12/1/21**
4	**1.3**	**Partner Contracts Complete**	**4 wks**	**12/2/21**	**12/29/21**
5					
6	**2**	**Project Planning and Initiation**	**4.2 wks**	**1/3/22**	**1/31/22**
7	**2.1**	**Project Planning Workshop**	**1 wk**	**1/3/22**	**1/7/22**
8	**2.2**	**Create Project Workplan & Workbook**	**2 wks**	**1/10/22**	**1/21/22**
9	**2.3**	**Prepare & Schedule Project Kick-off**	**1 wk**	**1/24/22**	**1/28/22**
10	**2.4**	**Conduct Project Kickoff**	**1 day**	**1/31/22**	**1/31/22**
11					
12	**3**	**Requirements Analysis**	**8.6 wks**	**2/1/22**	**3/31/22**
13	**3.1**	**Route evaluation, selection & Data Collection**	**1.2 wks**	**2/1/22**	**2/8/22**
14	3.1.1	Review Bus Routing Recommendations	0.4 wks	2/1/22	2/2/22
15	3.1.2	Route Confirmation Workshop	0.4 wks	2/3/22	2/4/22

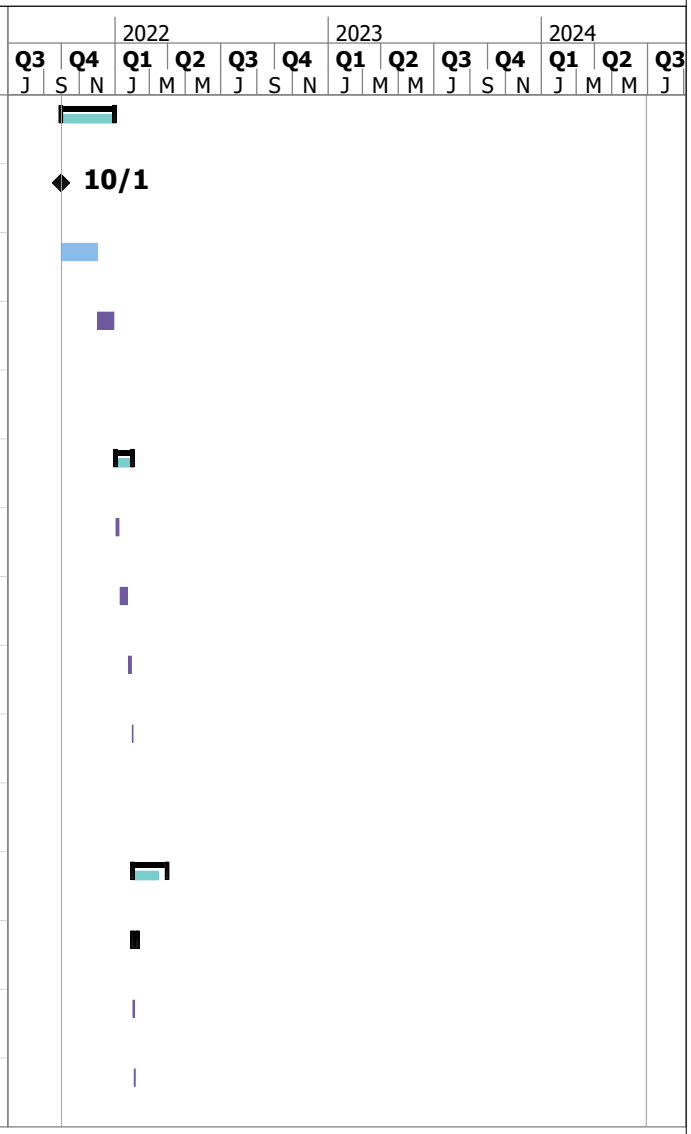

Central Midlands Regional Transit Authority (The COMET)

The COMET Zero Emission Bus Project

ID	WBS	Task Name	Duration	Start	Finish
16	3.1.3	Collect Route Data	0.4 wks	2/7/22	2/8/22
17	**3.2**	**Route Modeling & Analysis**	**2 wks**	**2/17/22**	**3/2/22**
18	**3.2.1**	Present Modeling & Analysis	**2 wks**	**2/9/22**	**2/22/22**
19	**3.3**	**Review/Revise/Finalize Bus Requirements**	**3 wks**	**2/23/22**	**3/15/22**
20					
21	**4**	**Bus Procurement and Build**	**52.2 wks**	**4/1/22**	**3/31/23**
22	**4.1**	**Bus Procurement**	**3 wks**	**4/1/22**	**4/21/22**
23	4.1.1	Agency Approval of Bus Specifications	1 wk	4/1/22	4/7/22
24	4.1.2	Execute Bus Contracts	2 wks	4/8/22	4/21/22
25	**4.2**	**Bus Build**	**49.2 wks**	**4/22/22**	**3/31/23**
26	4.2.1	OEM Designs	15 wks	4/22/22	8/4/22
27	4.2.2	Pre-Production Review Meeting & NTP	1 day	8/5/22	8/5/22
28	4.2.3	Review & Acceptance of Bus Designs	5 wks	8/8/22	9/9/22
29	4.2.4	Oversight of Bus Builds	24 wks	9/12/22	2/24/23
30	4.2.5	Bus Inspections & Quality Assurance Oversight	24 wks	9/12/22	2/24/23

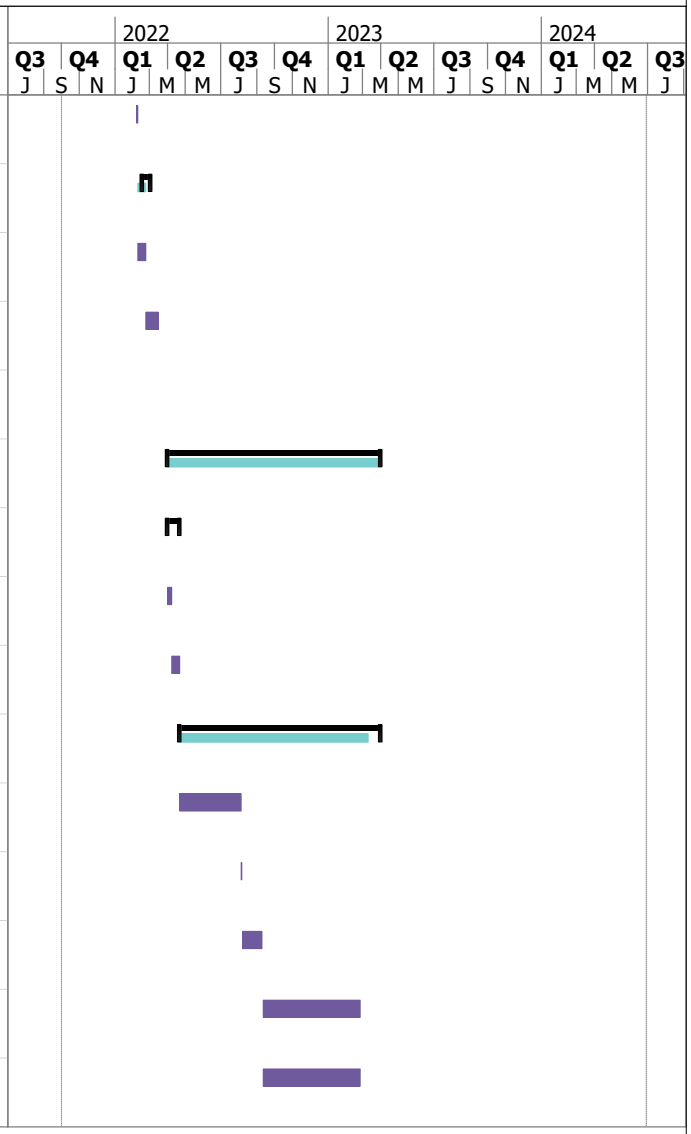

Central Midlands Regional Transit Authority (The COMET)

The COMET Zero Emission Bus Project

ID	WBS	Task Name	Duration	Start	Finish
31	4.2.6	Pre-delivery Acceptance of Vehicles	1 wk	2/27/23	3/3/23
32	4.2.7	Deliver FCE Vehicles	1 wk	3/6/23	3/10/23
33	4.2.8	Deliver BE Vehicles	1 wk	3/6/23	3/10/23
34					
35	**5**	**Infrastructure Procurement, Design and Build**	**54.4 wks**	**3/17/22**	**3/31/23**
36	**5.1**	**First Orientation and Community Outreach for Local Officials (AHJ/Fire/Utilities)**	**0 days**	**3/17/22**	**3/17/22**
37	**5.2**	**Hydrogen Fueling Station Design and Construction Oversight**	**51.4 wks**	**3/17/22**	**3/10/23**
38	5.2.1	NTP	0 days	3/17/22	3/17/22
39	5.2.2	Safety Assessment and Emergency Operations Plan	65 days	3/17/22	6/15/22
40	5.2.3	30% Design Review	40 days	3/17/22	5/11/22
41	5.2.4	Second Orientation and Community Outreach for Local Officials (AHJ/Fire/Utilities)	0 days	5/25/22	5/25/22
42	5.2.5	Third-party Safety Review	15 days	5/12/22	6/1/22
43	5.2.6	60% Design Review	20 days	5/12/22	6/8/22
44	5.2.7	90% Design review	10 days	6/9/22	6/22/22

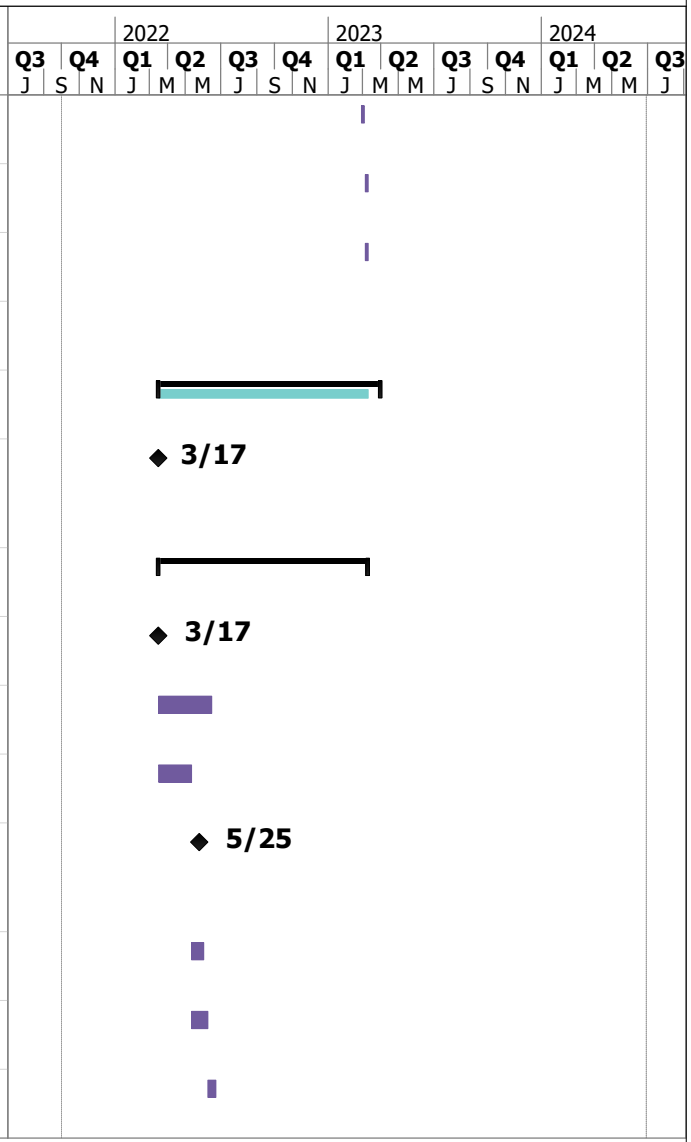

Central Midlands Regional Transit Authority (The COMET)

The COMET Zero Emission Bus Project

ID	WBS	Task Name	Duration	Start	Finish
45	5.2.8	Permitting	1 mon	6/23/22	7/20/22
46	5.2.9	Equipment Purchase/Manufacture	12 mons	3/17/22	2/15/23
47	5.2.10	Construction	4 mons	7/21/22	11/9/22
48	5.2.11	Commissioning to buses	2 wks	2/27/23	3/10/23
49	**5.3**	**Depot Charging Facilities Design and Construction Oversight**	**51.4 wks**	**3/17/22**	**3/10/23**
50	**5.3.1**	**Depot Charging Facilities Design**	**51.4 wks**	**3/17/22**	**3/10/23**
51	5.3.1.1	NTP	1 wk	3/17/22	3/23/22
52	5.3.1.2	Safety Assessment and Emergency Operations Plan	0.2 wks	3/24/22	3/24/22
53	5.3.1.3	30% Design Review	40 days	3/17/22	5/11/22
54	5.3.1.4	60% Design Review	20 days	5/12/22	6/8/22
55	5.3.1.5	90% Design review	10 days	6/9/22	6/22/22
56	5.3.1.6	Permitting	1 mon	6/23/22	7/20/22
57	5.3.1.7	Equipment Purchase/Manufacture	12 mons	3/17/22	2/15/23
58	5.3.1.8	Construction	4 mons	7/21/22	11/9/22
59	5.3.1.9	Commissioning to buses	2 wks	2/27/23	3/10/23

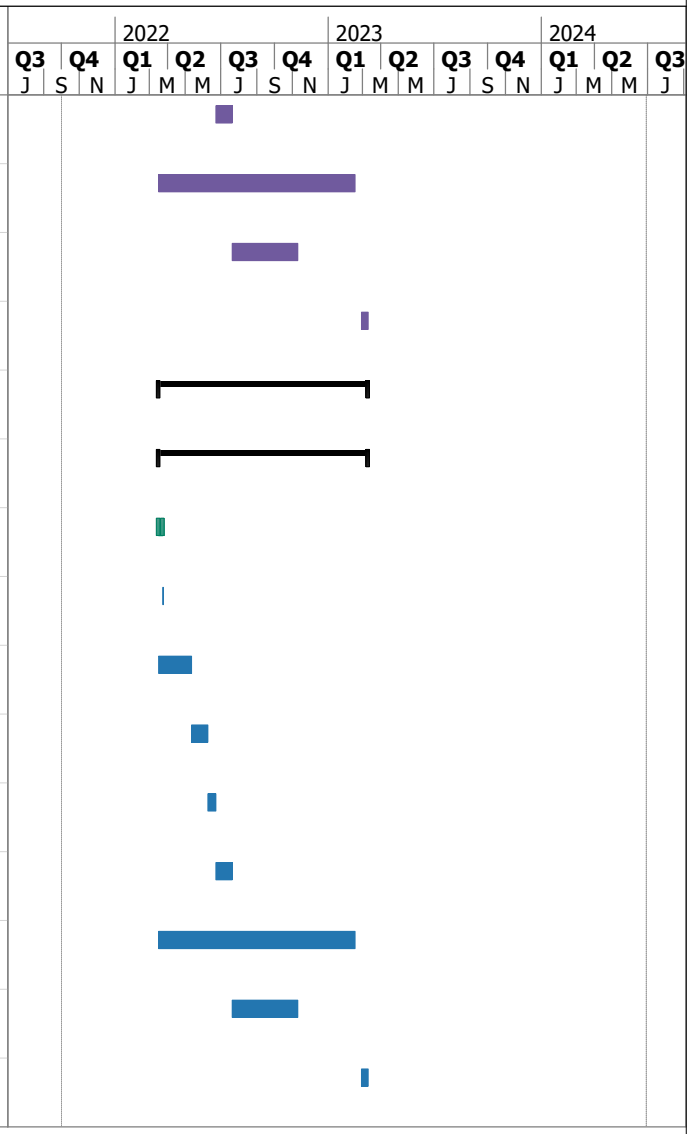

Central Midlands Regional Transit Authority (The COMET)

The COMET Zero Emission Bus Project

ID	WBS	Task Name	Duration	Start	Finish
60					
61	**6**	**Bus and Infrastructure Deployment**	**34 wks**	**10/4/22**	**5/29/23**
62	**6.1**	**Bus Delivery**	**2 wks**	**4/3/23**	**4/14/23**
63	6.1.1	Coordinate/Oversee Post-Delivery Inspections	1 wk	4/3/23	4/7/23
64	6.1.2	Coordinate Vehicle Registrations and Insurance	1 wk	4/10/23	4/14/23
65	**6.2**	**Bus Testing & Acceptance**	**28.8 wks**	**10/4/22**	**4/21/23**
66	6.2.1	Draft Bus, Fueling and Charging Station Acceptance Plan	1 wk	10/4/22	10/10/22
67	6.2.2	Review/Revise Bus, Fueling and Charging Station Acceptance Plan	1 wk	10/11/22	10/17/22
68	6.2.3	Bus Commissioning & Testing	1 wk	4/17/23	4/21/23
69	**6.3**	**Operator, Maintenance, & First Responder Training**	**8.6 wks**	**3/1/23**	**4/28/23**
70	6.3.1	Review Training Plans	0.2 wks	3/1/23	3/1/23
71	6.3.2	Coordinate First Responder Training with Manufacturer	1 wk	4/24/23	4/28/23
72	6.3.3	Coordinate Operator Training with Manufacturer	1 wk	4/24/23	4/28/23
73	**6.3.4**	**Fleet Maintenance Plan & Training**	**8.6 wks**	**3/1/23**	**4/28/23**
74	6.3.4.1	Review Fleet Maintenance Plan	1 day	3/1/23	3/1/23

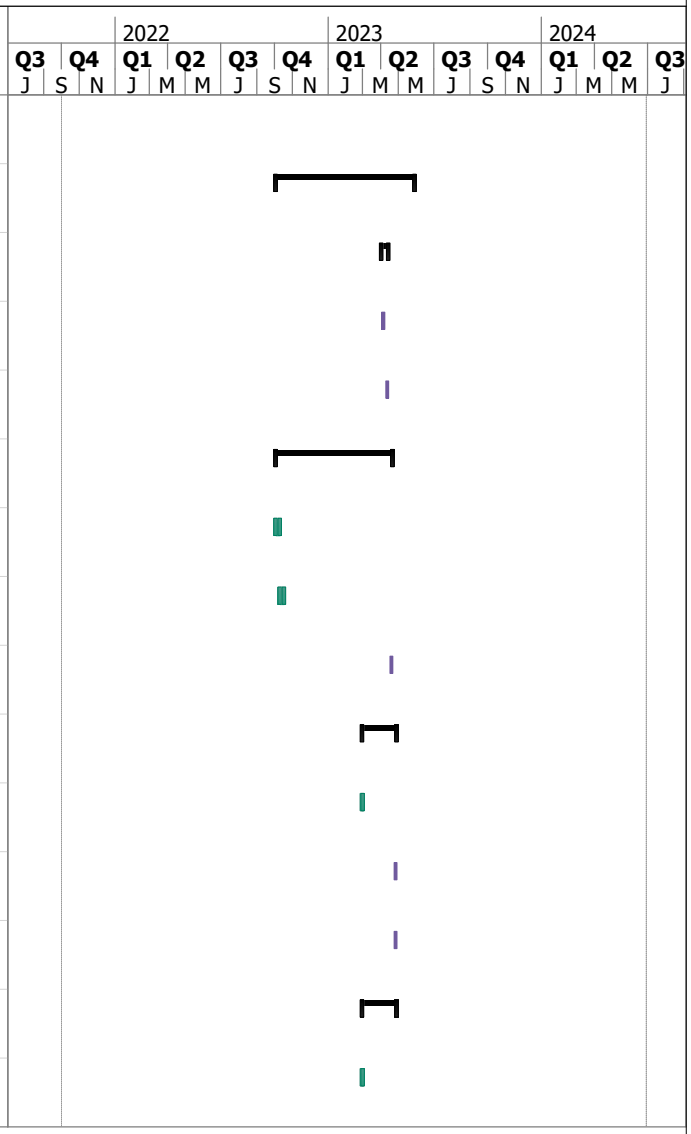

Central Midlands Regional Transit Authority (The COMET)

The COMET Zero Emission Bus Project

ID	WBS	Task Name	Duration	Start	Finish
75	6.3.4.2	Coordinate Fleet Maintenance Training with Manufacturer	1 wk	4/24/23	4/28/23
76	**6.4**	**Fueling Station Training**	**8.6 wks**	**3/1/23**	**4/28/23**
77	6.4.1	Review Fueling Station Maintenance Plan	1 wk	3/1/23	3/7/23
78	6.4.2	Coordinate Fueling Station Maintenance Training with Manufacturer	1 wk	4/24/23	4/28/23
79	**6.5**	**Route Validation**	**1 wk**	**5/15/23**	**5/19/23**
80	**6.6**	**Shadow Service Validation**	**1 wk**	**5/22/23**	**5/26/23**
81	**6.7**	**Bus Deployment**	**0.2 wks**	**5/29/23**	**5/29/23**
82	6.7.1	Revenue Service Deployments	1 day	5/29/23	5/29/23
83					
84	**7**	**Deployment Validation**	**65 wks**	**4/3/23**	**6/28/24**
85	**7.1**	**Data Collection Preparation**	**48.4 wks**	**4/3/23**	**3/5/24**
86	7.1.1	Conduct Reporting Workshop	0.2 wks	4/3/23	4/3/23
87	7.1.2	Draft Reporting Requirements, Templates & Procedures	2 wks	4/4/23	4/17/23
88	7.1.3	Review/Revise Reporting Requirements, Templates & Procedures	2 wks	4/18/23	5/1/23
89	7.1.4	Collect Baseline Operations & Maintenance Data	1 wk	5/22/23	5/26/23

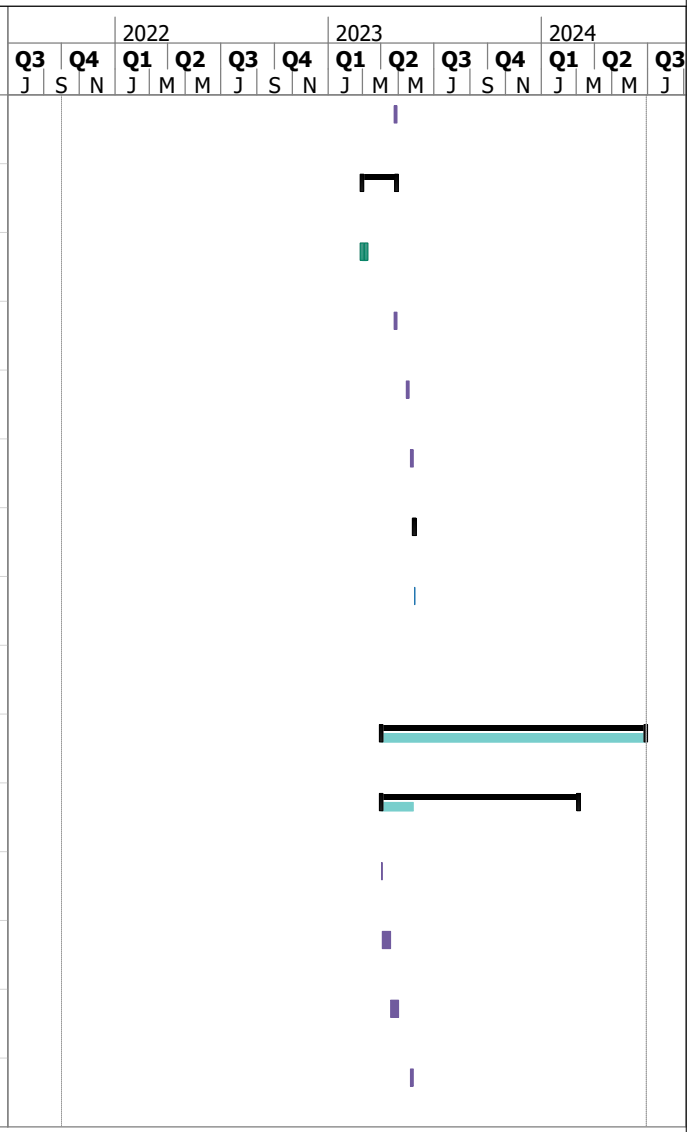

Central Midlands Regional Transit Authority (The COMET)

The COMET Zero Emission Bus Project

ID	WBS	Task Name	Duration	Start	Finish
90	**7.2**	**Revenue Service Data Collection & Reporting**	**57 wks**	**5/29/23**	**6/28/24**
91	7.2.1	Collect/Analyze operational & Maintenance data	56 wks	5/29/23	6/21/24
92	7.2.2	Issue Quarterly KPI Reports	56 wks	6/5/23	6/28/24
93					
94	**8**	**Project Close-out**	**16 wks**	**3/11/24**	**6/28/24**
95	8.1	Conduct Project Close-out Workshop	1 wk	3/11/24	3/15/24
96	8.2	Create and Issue Final Report	11 wks	3/18/24	5/31/24
97	8.3	Close Project on TrAMS	1.4 wks	6/3/24	6/11/24
98					
99	**9**	**Project Management and Reporting**	**126 wks**	**1/31/22**	**6/28/24**
100	9.1	Project Management & Oversight	124 wks	2/14/22	6/28/24
101	9.2	Project Administration	126 wks	1/31/22	6/28/24
102	9.3	Weekly/Monthly Status Meetings & Updates	126 wks	1/31/22	6/28/24
103	9.4	Quarterly Management/FTA Report	126 wks	1/31/22	6/28/24

The COMET

FTA Low or No Emission Vehicle Program (Low-No) Program

FY 2021

USE OF FUNDS

PROJECT BUDGET					LOW-NO BUDGET							
Item Description	Partner	Qty	Unit Cost plus Tax	Project Total	Base Bus Unit Cost	Incremental Bus Unit Costs	Federal 5339(c) Unit Cost	Total Federal 5339(c) Amount	Total 5339(c) Local Match Amount	Total Other Federal Funds Amount	Total Other Federal Funds Match Amount	Project Total
Buses												
Buses - FC	New Flyer	2	$ 963,688	$ 1,927,376	$ 492,793	$ 470,895	$ 400,261	$ 800,522	$ 141,269	$ 837,748	$ 147,838	$ 1,927,376
Buses - BEB	New Flyer	2	$ 847,187	$ 1,694,373			$ 525,884	$ 1,051,767	$ 185,606	$ 388,450	$ 68,550	$ 1,694,373
Data Access Tools	CTE	4	$ 2,700	$ 10,800			$ 2,295	$ 9,180	$ 1,620	$ -	$ -	$ 10,800
Pre/Post Buy America Audit	CTE	1	$ 14,000	$ 14,000			$ 11,900	$ 11,900	$ 2,100	$ -	$ -	$ 14,000
QMS/QA Periodic Inspection	CTE	1	$ 50,000	$ 50,000			$ 42,500	$ 42,500	$ 7,500	$ -	$ -	$ 50,000
Workforce Training	New Flyer	1	$ 121,000	$ 121,000			$ 14,520	$ 14,520	$ 106,480	$ -	$ -	$ 121,000
Project Mgt & Tech Assistance	CTE	1	$ 365,000	$ 365,000			$ 292,000	$ 292,000	$ 73,000	$ -	$ -	$ 365,000
Insert new items above this line												
Bus Subtotal				*$ 4,182,549*				*$ 2,222,389*	*$ 517,574*	*$ 1,226,198*	*$ 216,388*	*$ 4,182,549*
Facilities												
Depot Chargers (Equipment Only)	Heliox	1	$ 110,000	$ 110,000			$ 99,000	$ 99,000	$ 11,000	$ -	$ -	$ 110,000
Depot Charger Installation	MSI Construction	1	$ 57,000	$ 57,000			$ 51,300	$ 51,300	$ 5,700	$ -	$ -	$ 57,000
Hydrogen Station (Equipment Only)	Bethlehem Hydrogen and	1	$ 550,000	$ 550,000			$ 495,000	$ 495,000	$ 55,000	$ -	$ -	$ 550,000
Hydrogen Station Construction	MSI Construction	1	$ 75,000	$ 75,000			$ 67,500	$ 67,500	$ 7,500	$ -	$ -	$ 75,000
Insert new items above this line												
Facilities Subtotal				*$ 792,000*				*$ 712,800*	*$ 79,200*	*$ -*	*$ -*	*$ 792,000*
Project Total				**$ 4,974,549**				**$ 2,935,189**	**$ 596,774**	**$ 1,226,198**	**$ 216,388**	**$ 4,974,549**

3613 Lucius Road. • Columbia, SC • 29201
www.catchthecomet.org • (o) 803.255.7133 • (f) 803.255.7113

Central Midlands Regional Transit Authority

FINANCE COMMITTEE AGENDA

Wednesday, July 13, 2022
10:00 a.m.
3613 Lucius Road, Columbia, SC, 29201
Conference Room A (Large) – 2nd Floor

Prior to entering the meeting, please turn all electronic devices (cell phones, pagers, etc.) to a silent, vibrate or off position.

OFFICERS

Andy Smith, Chair (Forest Acres)
Dr. Robert Morris, (Richland County Legislative Delegation)
Mike Green (West Columbia)
Rep. Leon Howard (Richland County Legislative Delegation)
Christopher Lawson (Richland County)

---

1. CALL TO ORDER AND DETERMINATION OF QUORUM

2. ADOPTION OF AGENDA* — Page(s) 1-2

3. ADOPT MINUTES FROM *May 11, 2022,* MEETING — Page(s) 3-6

4. MATTERS REFERRED FROM THE BOARD OF DIRECTORS — Page(s) 7
   - Discuss Previous Motions From 2017 to Present

5. MONTHLY FINANCIAL REPORTS (R. Andrews) — Page(s) 8-21
   May 2022
   - Financial Highlights
   - Condensed Financial Summary
   - Income Statement
   - Month to Month Budget comparison view
   - Reserve Accounts Bank Statement (OPTUS, LGIP)
   - Fuel Cost Summary

   ** *Documents provided quarterly*

6. DISADVANTAGED BUSINESS ENTERPRISE (DBE) UPDATE (A. Prince) — Page(s) 22-25

7. DISCUSSION AND ACTION ITEMS
    - NOLO grant (budget and timeline) (M. Ransom) Page(s) 26-34

8. LEGAL/CONTRACTUAL/PERSONNEL (may require executive session)
    - None

9. ADJOURN

All items on this agenda are subject to action being taken by the Committee.
**Agenda order is subject to change.*

GENERAL INFORMATION ABOUT BOARD COMMITTEE MEETINGS: The COMET will make all reasonable accommodations for persons with disabilities to participate in this meeting. Upon request to the Administrative & Customer Service Specialist, The COMET will provide agenda materials in appropriate alternative formats, or disability-related modification or accommodation, including auxiliary aids or services, to enable individuals with disabilities to participate in public meetings. Requests should be sent to The COMET by mail at 3613 Lucius Road, Columbia, SC 29201, by fax at (803) 255-7113, or by e-mail to info@catchthecomet.org. For language assistance, interpreter services, please contact (803) 255-7133, 711 through the Relay Service. Para información en Español, por favor llame al (803) 255-7133.

Catch The COMET to the Meeting! Route 6 and DART serve the facility. Visit www.catchthecomet.org or call (803) 255-7100 for more details.

Upcoming Meeting Dates:

Board of Directors Meeting

Wednesday, *July 26, 2022* @ 12:00 p.m.

Lowell C. Spires, Jr. Regional Transit Facility
3613 Lucius Road
Columbia, SC 29201
Conference Room A (Large)

The COMET Finance Committee Meeting minutes are prepared and presented in **summary form**. *Audio recordings of the meetings are on file at The COMET and are part of the approved minutes. If you would like to hear the recording from the meeting, please contact Juliet Sowell at jsowell@thecometsc.gov.*

Per SC Code of Laws, Title 30, Chapter 4, Section 30-4-80 - All public bodies shall notify persons or organizations, local news media, or such other news media as may request notification of the times, dates, places, and agenda of all public meetings, whether scheduled, rescheduled, or called, and the efforts made to comply with this requirement must be noted in the minutes of the meetings. ***The COMET complied with the notification of this meeting on May 6, 2022.***

Central Midlands Regional Transit Authority
FINANCE SUBCOMMITTEE MEETING
Wednesday, May 11, 2022-10:00 A.M.
3613 Lucius Road, Columbia, SC 29201 – Teleconference/In-Person

Members Present
Christopher Lawson
Robert Morris
Andy Smith, Committee Chair
Rep. Leon Howard

Members Absent
Mike Green**
**Advisory Board Member

Guests Present:

The COMET Staff Present:
Rosalyn Andrews, Director of Finance/CFO
Jeremy Berry, IT Manager
Pamela Bynoe-Reed, Director of Marketing & Community Affairs/PIO
LeRoy DesChamps, Director of Administration & Operations/COO
Alicia Pearson, Procurement/Compliance Manager
Arlene Prince, Director of Regulatory Compliance & Civil Rights Officer
Michelle Ransom, Grants & Regional Manager
Amaris Ray-Pope, Finance Assistant
Juliet Sowell, Public Information Specialist & Board Clerk

1. **CALL TO ORDER AND DETERMINATION OF A QUORUM**
   Mr. Smith called the meeting to order at 10:08 A.M.

   A quorum was present at the opening of the meeting.

2. **ADOPTION OF AGENDA** Page(s) 1-2
   Motion:
   A motion was made by Dr. Morris and seconded by Chairman Smith to adopt the agenda.
   Approved: Voice Vote
   Motion passed.

3. **ADOPTION OF MINUTES FROM APRIL 13, 2022, MEETING** Page(s) 3-6
   Motion: A motion was made by Dr. Morris to adopt the minutes and seconded by Chairman Smith to adopt the minutes from the April 13, 2022 meeting.
   Approved: Aye (Voice Vote)
   Motion passed.

4. **MATTERS REFERRED FROM THE BOARD OF DIRECTORS**

A. Discussion of Fare Free

Service Committee will continue to review the questions/issues of "Fare Free" in regards to inflation and its overall impact on riders. The "Fare Free" concept is currently before the Service Committee.

5. **MONTHLY FINANCIAL REPORTS (R. Andrews)** Page(s) 8-22

- Financial Highlights

*Ms. Andrews greeted the Committee and referred to Page 9, which regards March 2022 bringing us to 75% of the fiscal year being completed.

*COMET's net income ~ $1.23M

*Our Total Revenue Paid-To-Date (PTD) is $3.48M and actual YTD ~$37.85M. TheCOMET is at 79% of what was budgeted for 2022. Our total expenses, depreciation included, PTD is ~$2.54M with the YTD ~$23.51M.

*PTD contract operator RATP Dev 7/1/2020 to reporting month is $27,039,973.

*Pass Donations FY22 – YTD total $3,900 (No new donations)

Furgess $2,800
Huggins $300
MIRCI $200
Community Options $600

Total collections of Penny Revenue since 2013 to present: (No new collections)
$158,295,205 of $300,99,000 allocation; with a remaining balance = $142,695,795 (47.41%)

6. **DISADVANTAGED BUSINESS ENTERPRISE (DBE) (A. Prince)** Page(s) 26-29

Dr. Prince directs attention to pages 26 and 27 as a summary of all vendors and DBE's being utilized and the amounts that were paid to each DBE. Approximately ~$31 million vendors with DBE goals and of that amount approximately $7.9 million was paid to DBE's. Final calculations total ~26% for an overall agency goal since the contract started.

Dr. Prince announced that there are two DBE's that will be added to the report once invoices are received. Those are PJ Noble & Associates and DESA. DESA will assist with our May 23rd outreach event in the Lower Richland area PJ Noble is assisting us in the DBE goal methodology.

Dr. Prince continues in referring to pages 28-29 relevant to RATP Dev and their DBE's with contracts beginning July 1, 2020 thru March 2022. The cumulative goal as of March 2022 is ~22.8% which she rounded out to 23%. Page 29 reflects our current fiscal year which began

July 1, 2021 thru March 31, 2022 with the overall goal at 17.8% which she rounded out to 18%.
RATP Dev has already began working to increase the DBE goal and is currently finalizing the contract with TCS which will assist in reaching their DBE goal for the current fiscal year. They will revisit the current contract which expires on December 31st to see if they will extend the contract.

Dr. Prince said she is in the process of updating their federal DBE goal which is set to expire on September 30th and they have until August 1st to submit the new goal. Currently, a public participation meeting on June 16th 12n-1:30pm here at The COMET. This meeting will help to garner feedback from DBE's and other community businesses/individuals that can possibly assist us in reaching that goal.

Dr. Morris commented on Page 29 and the current goal percentages shown. He goes on to mention past percentages and the numbers not showing much improvement, if not reaching the goal, at all. Dr. Prince explains that new contract has been developed since those numbers and in a few months, we will see the impact in terms of expenses in that particular contract. She goes on to explain that some amounts have been rounded off to whole amounts.
Dr. Morris requests that Dr. Prince cite actual numbers instead of rounding off the amounts. Dr. Morris also asks of Dr. Prince's predictions of the months ahead. Dr. Prince explains that there may not be any activity or movement until she begins reporting for the May period. When June arrives, April's activities will then be available

Goals are based on cumulative as an internal measure based on our contract to not fall too far behind.

7. **DISCUSSION AND ACTION ITEMS**

- FY23 Proposed Budget

*Ms. Andrews referenced Page 30 which signified an overall decrease for the upcoming fiscal year of 2022-23. The overall change for the budget from current fiscal year to the next is a decrease by $5.55M or 12%.

Chairman Smith comments that it appears that anticipated revenue and expenses for Cap X items. He also mentioned that the amount is almost exactly the amount the budget decreased and the change in budget is because of the removal of capital items. Ms. Andrews added that mainly Cap X is the purchases of buses which is added in that line.

Motion:

A motion was made by Dr. Morris to recommend to the full board Fiscal Year 2023 budget. Motion was seconded by Mr. Lawson.

Approved: Lawson, Dr. Morris, Rep. Howard, Chairman Smith
Motion passed.

8. LEGAL/CONTRACTUAL/PERSONNEL (May require executive session**)**
None

9. **ADJOURNMENT**
Motion:
A motion was made by Dr. Morris and seconded by Lawson to adjourn.
Approved: (Voice Vote 11:19A.M.)

The meeting adjourned at 10:44 A.M.

CENTRAL MIDLANDS REGIONAL TRANSIT AUTHORITY

Adopted this _____, 2022.

Prepared by:

Juliet Sowell

Reviewed by:

_____
_____ Pamela Bynoe-Reed, Director of Marketing & Community Affairs/PIO

Approved by:

_____
_____
Christopher Lawson, Secretary

Finance Committee Motions List					
Date of Request	**Motion**	**Status**	**Next Steps**	**Open or Closed**	**Completion Date**
23-Mar	A motion was made by Mr. Furgess to recommend that consideration be given in providing two (2) months or longer, of free fixed route service, due to current gas prices. Ms. Mood asked that the COMET Finance staff be prepared to present possible funding options for the temporary free service at the next Board meeting. It was also asked if there was any possibility of grant funding.	Open	Sent to Service Committee	Open	

Financial Highlights FY 2022
Month End May 2022

92% of fiscal year completed

Net Income (Loss):

- Excluding depreciation - Month = ~($2.46M) Actual YTD = ~$13.80M

Total Revenue:

- PTD = $238K Actual YTD = ~$40.15M

  Compared to 11/12th of annual budget of ~$48.20M; total YTD collections represent an average ~83% of annual budgeted amount

Total Expenses (w/depreciation):

- PTD = $2.99M Actual YTD ~ $29.48M

  compared to 11/12th of annual budget of ~ $48.20M; total YTD expenditures represent an average ~ 61% of annual budgeted amount

PTD - contract operator RATP Dev 7/1/2020 to reporting month: $30,348,131

Professional Contract Svcs, Marketing & Security (4203, 4361, 4509):

ABLE South Carolina	4,334
Burr Forman McNair - Retainer incl	6,000
Brownstone	21,990
Chernoff Newman, LLC	5,138
iT1 Solutions	5,500
Lonestar Transit	6,750
Swiftly	1,733
Natavis Harris (Planner Consultant)	5,469
Nexsen Pruitt	6,000
Trillium	7,000
CTEE	8,750
Security (4509)	47,804
Marketing, Adv & Promotion (4203)	54,117

- Flock & Rally (F&R)
- Sponsorships: Gamecocks, Columbia Fireflies
- Ads: Public Hearing, Facebook, WP Engine
- Outen Management - Robocalls

Pass Donations FY 22 – YTD total $3,900 (no new donations as of previous month)

- John Furgess: $2,800 (200 - 10 ride & 10 - 31 day)
- MIRCI: $200 (50 All Day)
- Derrick Huggins: $300 (25 - 10 ride)
- Community Options: $600 (50 – 10 ride)

Total collections of Penny Revenue since 2013 to present: (no new collections)

- ✓ $164,426,238 of $300,991,000 allocation; remaining balance = $136,564,762 (45.37%)
- ✓ Payments received from Richland County
  - July 2021 - $5,902,770
  - Feb 2022 - $5,994,406
  - Nov 2021 - $5,936,671
  - May 2022 - $6,131,034

Central Midlands Regional Transit Authority
Condensed Statement of Financial Position
Period Ended 05/31/22

	Actual PTD 5/31/2022	Actual YTD 5/31/2022	Budget YTD FY 2022
Revenues:			
Passenger Fares/Revenue Contracts	216,367	3,386,427	3,010,953
Special (Advertising, Interest, Rental, Etc)	18,916	622,741	374,660
Admin/Misc/Gain(Loss) Sale of Assets	3,154	(22,985)	98,232
Local Revenue (The Penny)	-	25,207,532	18,284,684
Reimbursement (RTAP, UofSC, etc)	-	885,461	808,686
State (SCDOT)	-	(0)	861,929
CBDG & Hospitality	-	4,230	11,000
Federal (CARES Act, CRRSA, ARP)	-	10,063,824	20,930,116
Total Revenue	**$ 238,437**	**$ 40,147,229**	**$ 44,380,260**
Expenses:			
Contract Operator	2,016,230	19,558,879	21,776,551
Federal/State	115,326	1,927,609	15,040,117
Fuel	252,699	1,947,581	3,173,238
Administrative (includes Salaries & Benefits)	134,287	1,287,638	1,668,135
Professional Services	132,792	1,154,400	1,241,282
Utilities	24,977	278,942	333,630
Other Operating Expenses	26,274	193,228	1,067,133
Depreciation	283,099	3,133,568	-
Total Expenses	**$ 2,985,684**	**$ 29,481,845**	**$ 44,300,087**
Net Income (Loss) From Operations + Depreciation add back:	**$ (2,464,148)**	**$ 13,798,952**	**$ 80,173**
Cash:			
Petty Cash		300	
OPTUS Bank			
Operating Reserve Funds	3,888,015		
Capital Reserve Funds	2,759,356	6,647,371	
Local Gov't Investment Pool			
Emergency Reserve	10,162,650		
Operating Reserve	8,576,590	18,739,240	
Security Federal Bank			
Operating/Sweeps Acct		12,245,774	
Total Cash		**$ 37,632,684**	
Total Assets		**$ 71,903,081**	
Total Current Liabilities		**$ 9,061,711**	

Central Midlands Regional Transit Authority
Statement of Income vs Budget
Period Ended May 31, 2022

Fiscal Year % complete = 92%

	Actual PTD 5/31/2022	Actual YTD	Budgeted YTD ($) 5/31/2022	Variance ($) Budget YTD	Annual Budgeted Amount	($) of Budget remaining Annual Budget
Revenue:						
Operating Revenues						
Passenger Revenue	134,664	1,430,147	1,265,144	(165,003)	1,380,157	(49,990)
Advertising Revenue	-	92,477	100,833	8,357	110,000	17,523
Contracted Services Revenue	81,703	1,956,279	1,745,809	(210,470)	1,904,519	(51,760)
Human Trafficking Awareness	-	-	69,564	69,564	75,888	75,888
CARES Act/ARP Funding (Federal & SCDOT)	-	1,007,312	8,083,535	7,076,223	8,818,402	7,811,090
CRRSA 5310 Act Funding	-	-	69,948	69,948	76,307	76,307
ARP 5310 Act Funding	-	-	69,949	69,949	76,308	76,308
Other Revenue	3,154	57,638	4,583	(53,054)	5,000	(52,638)
Total Operating Revenue	219,522	4,543,853	11,409,366	6,865,513	12,446,581	7,902,728
Nonoperating Revenues						
Local Revenue - Lexington Cty	-	219,754	263,017	43,264	286,928	67,174
USC Cap Ex reimbursment	-	880,703	807,311	(73,392)	880,703	0
Interest Income	9,170	68,249	174,167	105,917	190,000	121,751
Richland County 1% Sales Tax	-	24,987,778	18,021,667	(6,966,112)	19,660,000	(5,327,778)
RTAP Reimbursement	-	4,758	1,375	(3,383)	1,500	(3,258)
Fuel Tax Refunds	9,686	461,355	99,000	(362,355)	108,000	(353,355)
OPT/SMTF 5339	-	(0)	551,106	551,106	601,207	601,207
OPT Rural Program 5311 Revenue	-	-	310,822	310,822	339,079	339,079
CDBG Revenue (Shelters & Pass Program)	-	4,230	4,583	354	5,000	770
SCDOT - Cap Ex	-	-	140,250	140,250	153,000	153,000
Rental Income	60	660	660	-	720	60
Federal Revenue - Health Care Access	-	154,946	206,250	51,304	225,000	70,054
Federal Revenue - Planning	-	43,176	132,000	88,824	144,000	100,824
Federal Revenue - Capital: Non Prev Maint	-	2,799,433	275,000	(2,524,433)	300,000	(2,499,433)
Federal Revenue - Capital: Prev. Maint	-	-	1,208,081	1,208,081	1,317,907	1,317,907
Federal Revenue - CapX Fleet Procurement	-	5,012,973	5,051,939	38,966	5,511,206	498,233
Federal Revenue - Salaried Positions	-	21,846	72,967	51,121	79,600	57,754
Federal Revenue - ADP Software	-	6,930	412,500	405,570	450,000	443,070
Federal Revenue - ADP Hardware	-	5,280	660,000	654,720	720,000	714,720
Federal Revenue - Operations Assistance	-	-	931,333	931,333	1,016,000	1,016,000
Federal Revenue - ADA Paratransit	-	-	504,167	504,167	550,000	550,000
Federal Revenue - EE Training	-	-	27,500	27,500	30,000	30,000

Central Midlands Regional Transit Authority
Statement of Income vs Budget
Period Ended May 31, 2022

Fiscal Year % complete = 92%

	Actual PTD 5/31/2022	*Actual YTD*	*Budgeted YTD ($) 5/31/2022*	*Variance ($) Budget YTD*	*Annual Budgeted Amount*	*($) of Budget remaining Annual Budget*
Federal Revenue - 3rd Party Contractual (Website)	-	-	13,750	13,750	15,000	15,000
Federal Revenue - APC	-	399,037	365,784	(33,253)	399,037	(0)
Federal Revenue - Safety & Security	-	55,414	73,333	17,919	80,000	24,586
Federal Revenue - Vanpool	-	23,887	110,000	86,113	120,000	96,113
Federal Revenue - Bike Program	-	-	64,167	64,167	70,000	70,000
Federal Revenue - 5339 Shelter ACQ & Install	-	533,590	2,000,700	1,467,110	2,182,582	1,648,992
Federal Revenue - Intermodal Station	-	-	194,993	194,993	212,720	212,720
Gain(Loss) Sale of Asset	-	(88,516)	75,167	163,682	82,000	170,516
Concessions Revenue	-	4,418	3,667	(751)	4,000	(418)
Total Nonoperating Revenue	**18,916**	**35,603,376**	**32,778,488**	**(2,824,888)**	**35,758,351**	**154,975**
Total Revenues:	**238,437**	**40,147,229**	**44,187,854**	**4,040,625**	**48,204,932**	**8,057,703**
Expenses:						
Administrative						
Salaries (Staff/Intern) & Other Paid Wages	102,081	976,804	1,196,250	219,446	1,305,000	328,196
SC Retirement: ER	16,848	157,018	203,500	46,482	222,000	64,982
FICA & Medicare	7,629	72,625	91,667	19,041	100,000	27,375
Health Insurance: ER	7,121	71,136	98,303	27,168	107,240	36,104
SC Unemployment	341	7,485	75,115	67,630	81,944	74,459
Workers Comp	266	2,570	3,300	730	3,600	1,030
Dues/Subscriptions/Memberships	414	3,464	17,650	14,186	19,254	15,790
Tuition Reimbursement	-	-	-	-	-	-
Marketing/Advertising/Promotional Material	54,117	347,988	414,558	66,569	452,245	104,257
Charitable Donations (Passes ONLY)	-	606	4,950	4,344	5,400	4,794
Postage & Shipping	-	1,065	5,500	4,435	6,000	4,935
Printing	14,611	22,379	73,333	50,954	80,000	57,621
Board/Committee	-	-	-	-	-	-
Transit Academy	-	-	-	-	-	-
Tickets & Transfers	(7,414)	6,233	13,292	7,059	14,500	8,267
Office Equipment - Lease & Rental	412	5,375	10,546	5,171	11,505	6,130
Admin Misc: Office Supplies, Fines, Taxes, etc.	1,959	12,072	36,667	24,595	40,000	27,928
Banking Fees	1,640	22,433	27,500	5,067	30,000	7,567
Payroll Processing Fees	466	8,500	10,542	2,041	11,500	3,000

Central Midlands Regional Transit Authority
Statement of Income vs Budget
Period Ended May 31, 2022

Fiscal Year % complete = 92%

	Actual PTD 5/31/2022	Actual YTD	Budgeted YTD ($) 5/31/2022	Variance ($) Budget YTD	Annual Budgeted Amount	($) of Budget remaining Annual Budget
Employee Training & Development (Fed & Non Fed)	360	32,194	57,292	25,098	62,500	30,306
Intermodal Station Expenses (incl travel)	-	-	-	-	-	-
Total Administrative	200,851	1,749,948	2,339,964	590,016	2,552,688	802,740
Operations & Maintenance						
Contractor-Fixed Route	1,301,143	14,939,529	16,225,000	1,285,471	17,700,000	2,760,471
Contractor-DART	676,077	3,611,164	4,613,631	1,002,467	5,033,052	1,421,888
Contractor-Spcl Svc/Svc Enhancements	25,452	823,852	599,958	(223,894)	654,500	(169,352)
CARES Act - SCDOT 5311	-	-	621,645	621,645	678,158	678,158
Propane Fuel	57,449	557,930	586,667	28,737	640,000	82,070
Diesel & Vehicle Fuel	195,250	1,389,651	1,391,546	1,895	1,518,050	128,399
Hydrogen Fuel	-	-	92,813	92,813	101,250	101,250
OPT: SMTF Expenses	-	22,907	1,102,213	1,079,306	1,202,414	1,179,507
Facility Related Repairs & Maintenance Expense (PM)	27,413	356,699	550,000	193,301	600,000	243,301
Federal Expense: ADP Software ACQ & Maint	37,137	272,211	515,625	243,414	562,500	290,289
Federal Expense: ADP Hardware ACQ & Maint	497	7,650	825,000	817,350	900,000	892,350
Federal Expense: 3rd Party Contractual (Website)	-	-	27,500	27,500	30,000	30,000
Federal Expense: APC	-	-	457,230	457,230	498,796	498,796
Federal Expense: Safety & Security	47,804	544,956	962,031	417,075	1,049,488	504,532
Federal Expense: Van Pool Ops	7,725	85,169	137,500	52,331	150,000	64,831
Federal Expense: Bike Program	5,833	99,165	80,208	(18,956)	87,500	(11,665)
Federal Expense: 5310	16,278	192,928	111,833	(81,094)	122,000	(70,928)
Total Operations & Maintenance	2,398,057	22,903,811	28,900,399	5,996,588	31,527,708	8,623,897
Insurance						
Insurance - Vehicle	488	5,297	20,268	14,970	22,110	16,813
Insurance - Facility	4,065	40,745	48,675	7,930	53,100	12,355
Insurance-Tort Liability	2,839	29,994	38,500	8,506	42,000	12,006
Insurance-Officers & Directors	1,100	12,096	16,500	4,404	18,000	5,904
Total Insurance	8,492	88,132	123,943	35,810	135,210	47,078
Technical Services						
Professional Contract Services	78,674	806,412	826,724	20,313	901,881	95,469
Fare Collection Service & Supplies	-	2,771	3,740	969	4,080	1,309
Total Technical Services	78,674	809,183	830,464	21,281	905,961	96,778
Utilities						

Central Midlands Regional Transit Authority
Statement of Income vs Budget
Period Ended May 31, 2022

Fiscal Year % complete = 92%

	Actual PTD 5/31/2022	*Actual YTD*	*Budgeted YTD ($) 5/31/2022*	*Variance ($) Budget YTD*	*Annual Budgeted Amount*	*($) of Budget remaining Annual Budget*
Natural Gas	376	10,690	18,480	7,790	20,160	9,470
Electric	7,576	83,992	126,867	42,874	138,400	54,408
Water & Sewer	3,899	44,253	51,333	7,081	56,000	11,747
Telecommunications	13,126	140,007	136,950	(3,057)	149,400	9,393
Total Utilites	24,977	278,942	333,630	54,688	363,960	85,018
Capital Expense						
Federal Expense: Preventative Maint (PM)	2,840	102,312	1,289,242	1,186,931	1,406,446	1,304,134
Furniture, Fixtures, & Equipment < $5000	5,617	19,135	45,833	26,698	50,000	30,865
Non - Federal Expense: Cap Ex	-	-	687,500	687,500	750,000	750,000
Federal Expense: Shelter & Accessories ACQ/Install	(17,002)	367,289	2,500,876	2,133,587	2,728,228	2,360,939
Federal Expense: Cap EX (Non PM)	-	-	6,108,458	6,108,458	6,663,772	6,663,772
Federal Expense: Capital (Non PM)	-	28,464	1,013,387	984,923	1,105,513	1,077,049
CDBG Expenses (Shelters & Benches)	-	-	5,093	5,093	5,556	5,556
Interest Expense	79	1,062	1,045	(17)	1,140	78
Total Capital Expense	(8,466)	518,261	11,651,434	11,133,172	12,710,655	12,192,393
Depreciation Expense	283,099	3,133,568	-	(3,133,568)	-	(3,133,568)
Total Expenses:	**2,985,684**	**29,481,845**	**44,179,833**	**14,697,988**	**48,204,932**	**18,714,337**
Net Income before Deprecation:	**(2,747,247)**	**10,665,384**	**8,021**	**(10,657,363)**	**0**	**(10,656,634)**
Add Back: Depreciation Expense	283,099	3,133,568	-	(3,133,568)	-	(3,133,568)
Net Income From Operations:	**(2,464,148)**	**13,798,952**	**8,021**	**(13,790,931)**	**0**	**(13,790,202)**

Central Midlands Transit Cash Budget Analysis*

Period Ended May 31, 2022

		Jul-21	Aug-21	Sep-21	Oct-21	Nov-21	Dec-21	Jan-22	Feb-22	Mar-22	Apr-22	May-22	Jun-22
	Beginning Balance	$ 13,798,343	$ 14,008,019	$ 13,930,615	$ 21,076,571	$ 24,357,170	$ 24,139,103	$ 25,192,232	$ 23,253,810	$ 22,571,734	$ 23,190,265	$ 23,098,850	$ 20,351,603
	+Projected Cash Inflow	$ 2,635,406	$ 2,553,655	$ 9,823,740	$ 6,369,924	$ 2,344,622	$ 3,734,526	$ 421,040	$ 1,870,913	$ 3,484,973	$ 2,557,871	$ 238,437	$ 9,487,986
	Cash Available	$ 16,433,748	$ 16,561,674	$ 23,754,354	$ 27,446,495	$ 26,701,792	$ 27,873,629	$ 25,613,271	$ 25,124,723	$ 26,056,707	$ 25,748,136	$ 23,337,287	$ 29,839,589
	-Projected Cash Outflow	$ 2,425,730	$ 2,631,059	$ 2,677,783	$ 3,089,325	$ 2,562,689	$ 2,681,398	$ 2,359,461	$ 2,552,989	$ 2,866,442	$ 2,649,286	$ 2,985,684	$ 414,902
	Net Cash Available	$ 14,008,019	$ 13,930,615	$ 21,076,571	$ 24,357,170	$ 24,139,103	$ 25,192,232	$ 23,253,810	$ 22,571,734	$ 23,190,265	$ 23,098,850	$ 20,351,603	$ 29,424,687
	Xfer of Funds												
	Ending Balance	$ 14,008,019	$ 13,930,615	$ 21,076,571	$ 24,357,170	$ 24,139,103	$ 25,192,232	$ 23,253,810	$ 22,571,734	$ 23,190,265	$ 23,098,850	$ 20,351,603	$ 29,424,687
	Annual Budgeted Amount	***7/31/2021***	***8/31/2021***	***9/30/2021***	***10/31/2021***	***11/30/2021***	***12/31/2021***	***1/31/2022***	***2/28/2022***	***3/31/2022***	***4/30/2022***	***5/31/2022***	***6/30/2022***
Revenue:													
Operating Revenues													
Passenger Revenue	1,380,157	205,788	124,037	131,387	123,596	110,872	123,705	115,668	113,889	124,028	122,514	134,664	124,680
Advertising Revenue	110,000	18,738	18,738	405	9,167	18,333	-	9,167	18,333	9,167	9,167	-	-
Contracted Services Revenue	1,904,519	136,826	136,826	219,309	230,004	220,788	111,445	187,314	203,698	195,457	223,839	81,703	2,100
Miscellaneous Income	5,000	815	815	19,946	1,557	81	14,207	668	682	16,230	253	3,154	237
Local Revenue - Lexington Cty	286,928	-	-	-	54,589	-	-	54,589	(8,500)	-	55,989	-	-
Interest Income	190,000	4,117	4,117	28,020	2,337	5,980	3,476	3,211	1,286	8,825	1,081	9,170	168,685
Richland County 1% Sales Tax	19,660,000	1,967,333	1,967,333	1,967,333	5,936,671	1,978,890	1,978,890	57,737	1,531,696	1,998,135	2,134,764	-	-
RTAP Reimbursement	1,500	-	-	-	426	-	-	-	-	4,332	-	-	-
Fuel Tax Refunds	108,000	364,912	364,912	9,572	11,366	9,599	7,709	9,769	9,770	9,610	9,694	9,686	-
OPT/SMTF 5339	601,207	-	-	-	-	-	-	-	(0)	-	-	-	-
OPT Rural Program 5311 Revenue	339,079	-	-	-	-	-	-	-	-	-	-	-	-
Hospitality/Accomodations Tax	7,000	-	-	-	-	-	-	-	-	-	-	-	-
CDBG Grants (Shelters & Pass Program)	5,000	-	-	-	-	(160)	160	-	-	-	-	-	5,000
Rental Income	720	60	60	60	60	60	60	60	60	60	60	60	60
Federal Revenue - Health Care Access	225,000	-	-	87,470	-	-	9,996	-	-	57,480	-	-	32,488
Federal Revenue - Planning	297,000	-	-	-	-	-	27,310	-	-	15,866	-	-	16,419
Federal Revenue - Capital: Non Prev Maint	300,000	-	-	2,780,092	-	-	15,352	-	-	3,989	-	-	8,169
Federal Revenue - Capital: Prev. Maint	1,317,907	-	-	-	-	-	-	-	-	-	-	-	-
Federal Revenue - CapX Fleet Procurement	5,511,206	-	-	4,572,341	-	-	418,874	-	-	21,758	-	-	-
Federal Revenue - Salaried Positions	79,600	-	-	7,646	-	3	7,643	-	-	6,554	-	-	-
Federal Revenue - ADP Software	450,000	-	-	-	-	-	3,880	-	-	3,050	-	-	-
Federal Revenue - ADP Hardware	720,000	-	-	-	-	-	-	-	-	5,280	-	-	-
Federal Revenue - Operations Assistance	1,016,000	-	-	-	-	-	-	-	-	-	-	-	-
Federal Revenue - ADA Paratransit	550,000	-	-	-	-	-	-	-	-	-	-	-	-
Federal Revenue - EE Training	30,000	-	-	-	-	-	-	-	-	-	-	-	-
Federal Revenue - 3rd Party Contractual (Website)	15,000	-	-	-	-	-	-	-	-	-	-	-	-
Federal Revenue - APC	399,037	-	-	-	-	-	-	-	-	399,037	-	-	-
Federal Revenue - Safety & Security	80,000	-	-	-	-	-	169	-	-	55,245	-	-	23,861
Federal Revenue - Vanpool	120,000	-	-	-	-	-	7,000	-	-	16,887	-	-	7,500
Federal Revenue - Bike Program	70,000	-	-	-	-	-	-	-	-	-	-	-	-
Federal Revenue - 5339 Shelter ACQ & Install	2,182,582	-	-	-	-	-	-	-	-	533,590	-	-	43,018
CARES ACT Funding (State & Federal)	500,000	-	-	-	-	-	1,007,312	-	-	-	-	-	9,054,838
Gain(Loss) Sale of Asset	82,000	(64,149)	(64,149)	-	-	-	(7,225)	(17,142)	-	-	-	-	-
Insurance Claim	16,162	-	-	-	-	-	3,475	-	-	-	-	-	-
Concenssions Revenue	4,000	966	966	159	152	176	1,088	-	-	394	511	-	932
Total Revenues:	**38,564,604**	**2,635,406**	**2,553,655**	**9,823,740**	**6,369,924**	**2,344,622**	**3,734,526**	**421,040**	**1,870,913**	**3,484,973**	**2,557,871**	**238,437**	**9,487,986**

Central Midlands Transit Cash Budget Analysis*

Period Ended May 31, 2022

		Jul-21	Aug-21	Sep-21	Oct-21	Nov-21	Dec-21	Jan-22	Feb-22	Mar-22	Apr-22	May-22	Jun-22
Beginning Balance		$ 13,798,343	$ 14,008,019	$ 13,930,615	$ 21,076,571	$ 24,357,170	$ 24,139,103	$ 25,192,232	$ 23,253,810	$ 22,571,734	$ 23,190,265	$ 23,098,850	$ 20,351,603
+Projected Cash Inflow		$ 2,635,406	$ 2,553,655	$ 9,823,740	$ 6,369,924	$ 2,344,622	$ 3,734,526	$ 421,040	$ 1,870,913	$ 3,484,973	$ 2,557,871	$ 238,437	$ 9,487,986
Cash Available		$ 16,433,748	$ 16,561,674	$ 23,754,354	$ 27,446,495	$ 26,701,792	$ 27,873,629	$ 25,613,271	$ 25,124,723	$ 26,056,707	$ 25,748,136	$ 23,337,287	$ 29,839,589
-Projected Cash Outflow		$ 2,425,730	$ 2,631,059	$ 2,677,783	$ 3,089,325	$ 2,562,689	$ 2,681,398	$ 2,359,461	$ 2,552,989	$ 2,866,442	$ 2,649,286	$ 2,985,684	$ 414,902
Net Cash Available		$ 14,008,019	$ 13,930,615	$ 21,076,571	$ 24,357,170	$ 24,139,103	$ 25,192,232	$ 23,253,810	$ 22,571,734	$ 23,190,265	$ 23,098,850	$ 20,351,603	$ 29,424,687
Xfer of Funds													
Ending Balance		$ 14,008,019	$ 13,930,615	$ 21,076,571	$ 24,357,170	$ 24,139,103	$ 25,192,232	$ 23,253,810	$ 22,571,734	$ 23,190,265	$ 23,098,850	$ 20,351,603	$ 29,424,687
	Annual Budgeted Amount	***7/31/2021***	***8/31/2021***	***9/30/2021***	***10/31/2021***	***11/30/2021***	***12/31/2021***	***1/31/2022***	***2/28/2022***	***3/31/2022***	***4/30/2022***	***5/31/2022***	***6/30/2022***
Expenses:													
Administrative													
Salaries (Staff/Intern) & Other Paid Wages	1,305,000	47,301	88,077	91,611	86,673	85,334	101,079	93,560	87,673	91,932	101,483	102,081	101,844
SC Retirement: ER	222,000	7,629	14,081	14,202	13,379	13,165	16,019	15,418	14,423	15,127	16,727	16,848	16,818
FICA & Medicare	100,000	3,465	6,551	6,514	6,209	6,158	7,435	7,436	6,674	6,931	7,623	7,629	7,602
Health Insurance: ER	107,240	7,932	7,935	4,226	6,272	5,849	5,849	5,856	7,538	6,279	6,279	7,121	(765)
SC Unemployment	81,944	159	738	562	537	927	910	1,466	920	531	395	341	211
Workers Comp	3,600	147	147	147	147	147	147	624	266	266	266	266	-
Dues/Subscriptions/Memberships	19,254	-	-	-	600	1,000	375	-	120	475	480	414	295
Marketing/Advertising/Promotional Material	452,245	15,134	18,527	18,624	23,178	40,402	43,588	30,587	43,190	26,005	34,636	54,117	21,585
Charitable Donations (Passes ONLY)	5,400	-	-	-	-	-	-	606	-	-	-	-	-
Postage & Shipping	6,000	8	346	99	201	-	-	201	10	-	201	-	-
Printing	80,000	1,124	342	2,662	1,842	207	189	307	76	637	383	14,611	708
Tickets & Transfers	14,500	490	836	906	2,729	801	462	5,343	714	770	595	(7,414)	1,038
Office Equipment - Lease & Rental	11,505	622	412	412	622	412	412	622	412	412	622	412	877
Admin Misc: Fines, Taxes, etc.	40,000	603	1,231	2,556	359	370	714	877	1,097	2,029	277	1,959	548
Banking Fees	30,000	1,955	1,870	2,186	2,322	2,338	2,118	1,983	2,049	2,048	1,925	1,640	306
Payroll Processing Fees	11,500	994	1,027	257	506	832	1,291	1,477	1,012	257	381	466	531
Federal Expense: Staff Training & Development	62,500	522	2,152	3,870	5,842	7,390	-	5,274	1,250	4,942	590	360	3,319
Contractor-Fixed Route	17,700,000	1,282,690	1,334,991	1,398,502	1,382,997	1,338,177	1,357,341	1,433,838	1,320,238	1,411,242	1,378,370	1,301,143	(800)
Contractor-DART	5,033,052	301,368	304,324	299,724	306,769	285,804	294,621	278,261	276,221	289,654	298,343	676,077	400
Contractor-Spcl Svc/Svc Enhancements	654,500	41,633	73,326	102,258	118,825	99,480	76,612	104,094	107,026	42,969	32,178	25,452	110
Propane Fuel	640,000	50,613	57,061	54,822	60,434	44,545	47,519	41,153	45,718	50,851	47,765	57,449	52,101
Diesel & Vehicle Fuel	1,518,050	92,261	112,818	99,799	131,591	108,144	82,663	114,547	127,596	158,210	166,772	195,250	118,147
OPT: SMTF Expenses	1,202,414	-	-	9,508	426	11,426	-	-	-	1,547	-	-	-
Facility Related Repairs & Maintenance Expense	600,000	27,266	26,256	32,721	39,677	28,543	34,410	31,777	31,843	31,516	45,278	27,413	24,839
Federal Expense: ADP Software ACQ & Maint	562,500	48,488	17,923	13,805	19,457	15,831	24,003	15,914	15,980	14,982	48,692	37,137	8,550
Federal Expense: ADP Hardware ACQ & Maint	900,000	497	497	667	497	497	2,510	497	497	497	497	497	497
Federal Expense: 3rd Party Contractual (Website	30,000	-	-	-	-	-	-	-	-	-	-	-	-
Federal Expense: APC	498,796	-	-	-	-	-	-	-	-	-	-	-	-
Federal Expense: Safety & Security	1,049,488	55,292	56,149	52,709	53,297	46,130	55,180	48,442	43,362	46,215	40,375	47,804	13,160
Federal Expense: Van Pool Ops	150,000	7,000	7,155	7,000	7,000	7,383	9,722	7,500	7,841	9,843	7,000	7,725	-
Federal Expense: Bike Program	87,500	11,667	11,667	11,667	11,667	11,667	11,666	5,833	5,833	5,833	5,833	5,833	-
Federal Expense: 5310	122,000	18,760	18,834	16,344	18,640	16,005	18,529	15,961	18,878	18,657	16,044	16,278	12,696
Insurance - Vehicle	22,110	478	478	472	472	472	488	488	488	488	488	488	-
Insurance - Facility	53,100	2,078	2,078	4,066	4,066	4,065	4,065	4,065	4,065	4,065	4,065	4,065	-
Insurance-Tort Liability	42,000	2,221	2,221	2,839	2,839	2,839	2,839	2,839	2,839	2,839	2,839	2,839	-

Central Midlands Transit Cash Budget Analysis*

Period Ended May 31, 2022

		Jul-21	Aug-21	Sep-21	Oct-21	Nov-21	Dec-21	Jan-22	Feb-22	Mar-22	Apr-22	May-22	Jun-22
	Beginning Balance	$ 13,798,343	$ 14,008,019	$ 13,930,615	$ 21,076,571	$ 24,357,170	$ 24,139,103	$ 25,192,232	$ 23,253,810	$ 22,571,734	$ 23,190,265	$ 23,098,850	$ 20,351,603
	+Projected Cash Inflow	$ 2,635,406	$ 2,553,655	$ 9,823,740	$ 6,369,924	$ 2,344,622	$ 3,734,526	$ 421,040	$ 1,870,913	$ 3,484,973	$ 2,557,871	$ 238,437	$ 9,487,986
	Cash Available	$ 16,433,748	$ 16,561,674	$ 23,754,354	$ 27,446,495	$ 26,701,792	$ 27,873,629	$ 25,613,271	$ 25,124,723	$ 26,056,707	$ 25,748,136	$ 23,337,287	$ 29,839,589
	-Projected Cash Outflow	$ 2,425,730	$ 2,631,059	$ 2,677,783	$ 3,089,325	$ 2,562,689	$ 2,681,398	$ 2,359,461	$ 2,552,989	$ 2,866,442	$ 2,649,286	$ 2,985,684	$ 414,902
	Net Cash Available	$ 14,008,019	$ 13,930,615	$ 21,076,571	$ 24,357,170	$ 24,139,103	$ 25,192,232	$ 23,253,810	$ 22,571,734	$ 23,190,265	$ 23,098,850	$ 20,351,603	$ 29,424,687
	Xfer of Funds												
	Ending Balance	$ 14,008,019	$ 13,930,615	$ 21,076,571	$ 24,357,170	$ 24,139,103	$ 25,192,232	$ 23,253,810	$ 22,571,734	$ 23,190,265	$ 23,098,850	$ 20,351,603	$ 29,424,687
	Annual Budgeted Amount	***7/31/2021***	***8/31/2021***	***9/30/2021***	***10/31/2021***	***11/30/2021***	***12/31/2021***	***1/31/2022***	***2/28/2022***	***3/31/2022***	***4/30/2022***	***5/31/2022***	***6/30/2022***
Insurance-Officers & Directors	18,000	1,100	1,100	1,100	1,100	1,100	1,100	1,100	1,100	1,100	1,100	1,100	-
Professional Contract Services	901,881	62,732	83,177	67,730	68,693	50,031	63,250	76,801	113,265	75,416	66,642	78,674	15,767
Fare Collection Service & Supplies	4,080	940	943	889	-	-	-	-	-	-	-	-	(8,634)
Natural Gas	20,160	75	73	72	76	1,112	2,307	1,988	1,680	1,638	1,293	376	92
Electric	138,400	7,984	8,198	7,403	6,795	7,385	7,420	9,370	7,462	7,378	7,022	7,576	6,994
Water & Sewer	56,000	4,625	3,760	3,540	3,738	3,291	3,254	3,729	4,924	5,432	4,062	3,899	-
Telecommunications	149,400	12,103	12,062	12,808	12,035	12,084	12,566	14,020	12,764	13,665	12,777	13,126	10,914
Federal Expense: Preventative Maint (PM)	1,406,446	16,447	56,155	6,438	2,990	2,840	2,840	3,242	2,840	2,840	2,840	2,840	2,840
Furniture, Fixtures, & Equipment < $5000	50,000	5,793	312	5,964	46	87	169	2,492	(108)	(1,932)	696	5,617	3,161
Federal Expense: Shelter & Accessories ACQ/Ins	2,728,228	18,110	26,866	17,715	388,053	-	103,598	(319,857)	(72,391)	222,198	-	(17,002)	-
Federal Expense: Cap EX (Non PM)	6,663,772	-	-	-	-	-	-	-	-	-	-	-	-
Federal Expense: Capital (Non PM)	1,105,513	-	(35)	2,000	-	-	(6,951)	970	28,750	1,460	2,270	-	(850)
Interest Expense	1,140	113	110	107	103	100	97	93	90	86	83	79	-
Depreciation Expense	-	265,317	268,289	296,282	295,623	298,319	288,994	288,668	276,764	289,114	283,099	283,099	-
Total Expenses:	**46,661,218**	**2,425,730**	**2,631,059**	**2,677,783**	**3,089,325**	**2,562,689**	**2,681,398**	**2,359,461**	**2,552,989**	**2,866,442**	**2,649,286**	**2,985,684**	**414,902**
Add Back: Depreciation Expense	-	265,317	268,289	296,282	295,623	298,319	288,994	288,668	276,764	289,114	283,099	283,099	-
Net Income From Operations:	**(8,096,614)**	**474,993**	**190,886**	**7,442,239**	**3,576,222**	**80,252**	**1,342,122**	**(1,649,754)**	**(405,313)**	**907,645**	**191,684**	**(2,464,148)**	**9,073,084**

OPTUS BANK

CENTRAL MIDLANDS RTA
OPERATING RESERVE FUND ACCOUNT
3613 LUCIUS RD
COLUMBIA SC 29201-1108

Page 1

Statement Date 5/31/22

Account Number 100056790 D

Effective April 15, 2022 transfers by phone will be assessed a $3 Telephone Transfer Fee to your account. Enjoy our convenient online banking and mobile cash app free of charge!

TYPE OF ACCOUNT--Commercial MMA

Statement Summary

Beginning Balance	4/29/22			3,887,844.64	0
Deposits/Credits		0	Credits	.00	
Checks/Debits		0	Debits	.00	
Interest Paid				170.43	
Ending Balance	5/31/22			3,888,015.07	

Credits/Deposits

Date	Amount	Description
5/31	170.43	Interest Deposited

Daily Balance Information

Date	Balance	Date	Balance	Date	Balance
Beginning Balance	3,887,844.64				
5/31	3,888,015.07				

South Carolina Office of State Treasurer

Curtis M. Loftis, Jr.

Local Government Investment Pool

Statement of Account

05/01/2022 - 05/31/2022

		Account Number:	2530
	CENTAL MIDLANDS REGIONAL	**Beginning Balance:**	8,576,589.95
	Operating Reserve	**Ending Balance:**	8,576,589.95
	3613 Lucius Road	**Average Balance:**	8,576,589.95
	Columbia, SC 29201	**Average Interest Rate (365):**	0.8738 %

Date	Description	Contributions	Withdrawals	Balance
05/01/2022	Beginning Balance	--	--	8,576,589.95

	Funds Received	Funds Withdrawn	Interest Earned
MTD	0.00	0.00	6,364.83
YTD	0.00	0.00	19,545.18

South Carolina Office of State Treasurer

Curtis M. Loftis, Jr.

Local Government Investment Pool

Statement of Account

05/01/2022 - 05/31/2022

		Account Number:	2533
CENTRAL MIDLANDS REGIONAL		**Beginning Balance:**	10,162,649.81
Emergency Reserve		**Ending Balance:**	10,162,649.81
3613 Lucius Road		**Average Balance:**	10,162,649.81
Columbia, SC 29201		**Average Interest Rate (365):**	0.8737 %

Date	Description	Contributions	Withdrawals	Balance
05/01/2022	Beginning Balance	--	--	10,162,649.81

	Funds Received	Funds Withdrawn	Interest Earned
MTD	0.00	0.00	7,541.47
YTD	1,584,945.25	0.00	21,836.43

May-22

MONTHLY FUEL GAUGE REPORT

		Diesel		Propane
FY 2022 YTD				
July 2021 - June 2022				
Budgeted Cost Per Gallon	$	2.04	$	1.54
Average Price per Gallon	$	3.32	$	1.96
Net Gallons Purchased		418,813		284,707.21
Total Cost	$	1,389,651.37	$	557,929.55
Total Savings per Gallon Average ($)	$	(1.28)	$	(0.42)
Total Savings This Budget Period Average	$	(537,296.69)	$	(120,411.87)
FY 2021 YTD				
July 2020 - June 2021				
Budgeted Cost Per Gallon	$	2.05	$	1.87
Average Price per Gallon	$	1.90	$	1.44
Net Gallons Purchased		444,059		274,389
Total Cost	$	844,611.67	$	394,076.21
Total Savings per Gallon Average ($)	$	0.15	$	0.43
Total Savings This Budget Period Average	$	64,852.41	$	119,144.78

	Diesel	Propane
FY 2022 YTD	$ 3.32	$ 1.96
FY 2021 YTD	$ 1.90	$ 1.44

	Diesel	Propane
FY 2022 YTD	$ 1,389,651.37	$557,929.55
FY 2021 YTD	$ 844,611.67	$394,076.21

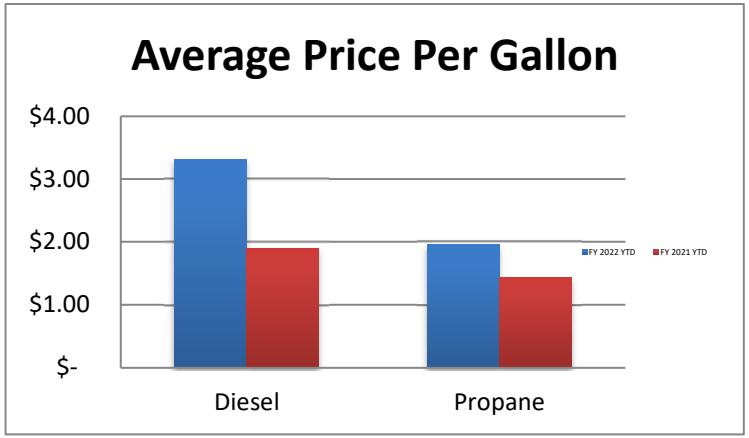

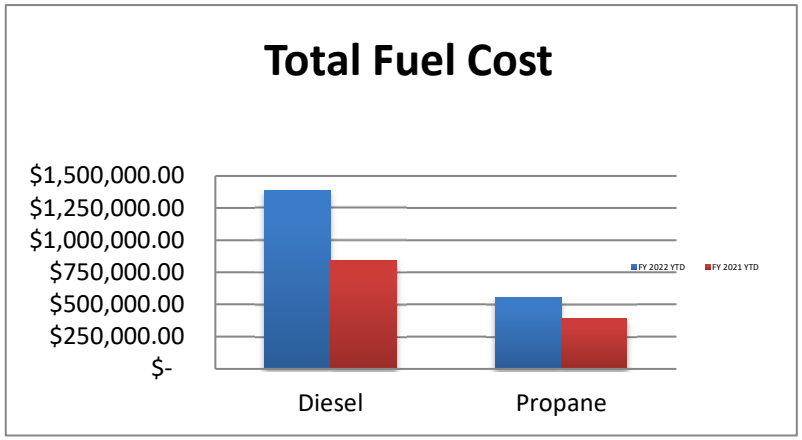

	Diesel	Propane
FY 2022 YTD	418,813	284,707
FY 2021 YTD	444,059	274,389

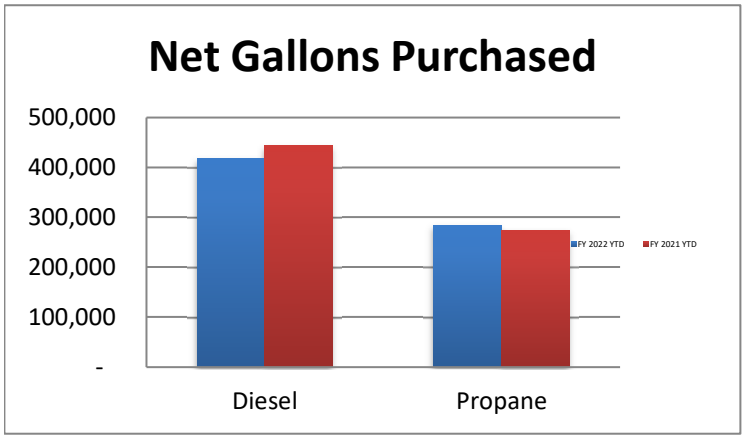

M/DBE Tracking
Local Funds Only
July 1, 2020 - May 31, 2022

Fiscal Year Summary (July 1, 2020 - May 31, 2022)	
Vendors Paid - Contracts with M/DBE Goal	$ 34,595,426.65
# M/DBEs Paid*	$ 8,781,987.64
The COMET M/DBE Goal	25%
M/DBE Goal Percentage Achieved	25.4%
# Vendors with M/DBE Goal	18

Note: Data reviewed from The COMET's Check Register from July 2020 -May 2022

**Payments being verified for RATP Dev/Payments reflect up thru May 2022

	The COMET/Contractors Vendor Name	The COMET Paid Vendor YTD	Amount DBE Paid YTD* (Direct/Indirect)	Contract M/DBE Requirement	Percentage of Goal Achieved
1	A James Global Services	$ 127,327.17	$ 127,327.17	100%	100%
2	AOS Specialty Contractors (20%)	$ 327,170.02	$ 327,170.02	100%	100%
3	Able South Carolina	$ 225,023.86	$ 2,900.00	2%	1%
4	Amerigas	$ 849,905.00	$ 9,360.00	2%	1%
5	B & C Associates	$ 170,173.90	$ 170,173.90	100%	100%
6	Brownstone Construction Group (MBE) (20%)	$ 117,195.44	$ 111,426.84	2%	95%
7	Burr Furman McNair	$ 500,531.97	$ 73,730.00	2%	15%
8	Capital Building Services	$ 116,854.61	$ 116,854.61	100%	100%
9	Chernoff Newman	$ 82,656.25	$ 4,050.00	2%	5%
10	CR Jackson Inc (20%)	$ 128,835.66	$ 14,668.00	5%	11%
11	Flock and Rally	$ 542,453.11	$ 542,453.11	100%	100%
12	IT1 Solutions (20%)	$ 38,289.80	$ 325.14	2%	1%
13	New Age Protection	$ 396,541.57	$ 396,541.57	100%	100%
14	RATP Dev**	$ 30,348,131.37	$ 6,836,178.10	20.06%	23%
15	Strategic Mapping (20%)	$ 353,335.40	$ 18,390.00	7%	5%
16	Tolar Manufacturing (20%)	$ 181,832.60	$ 6,454.66	2%	4%
17	Transit Mgmt Oversight & Solutions	$ 17,014.92	$ 17,014.92	100%	100%
18	Walker White (20%)	$ 72,154.00	$ 6,969.60	12%	10%
	Total Payments	$34,595,426.65	$ 8,781,987.64		25.4%

M/DBE Tracking
July 1, 2020 - May 2022

	DBE Firm	The COMET Vendor	Service Description	The COMET Paid Vendor YTD	Amount DBE Paid YTD**
1	A James Global Services	A James Global Services	Landscaping	$ 127,327.17	$ 127,327.17
2	AOS Specialty	AOS Specialty	Bus Stop Amenities	$ 327,170.02	$ 327,170.02
3	Flock and Rally	Able South Carolina	Certification/Mobility Management	$ 225,023.86	$ 2,900.00
4	Apex Construction	Amerigas	Propane Fuel	$ 849,905.00	$ 9,360.00
5	B & C Associates	B & C Associates	Janitorial	$ 170,173.90	$ 170,173.90
6	Brownstone Construction Group (MBE)	Brownstone Construction Group (MBE)	Architectural & Engineering	$ 113,799.19	$ 108,030.59
	CES Group Engineers	Brownstone Construction Group (MBE)	Civil Engineering, Surveying, Environmental	$ 3,396.25	$ 3,396.25
7	Gaffney Lewis LLC	Burr Furman McNair	Legal Services	$ 500,531.97	$ 73,730.00
8	Capital Building Services	Capital Building Services	Janitorial/Landscaping	$ 116,854.61	$ 116,854.61
10	Heyward Bannister/Banco-Bannister	Chernoff Newman	PR/Website	$ 82,656.25	$ 4,050.00
11	AOS Specialty	CR Jackson Inc	Parking Lot Repair	$ 128,835.66	$ 14,668.00
12	Flock and Rally	Flock and Rally	Marketing	$ 542,453.11	$ 542,453.11
13	No Info to Date	IT1 Solutions	IT	$ 38,289.80	$ 325.14
14	New Age Protection	New Age Protection	Security	$ 396,541.57	$ 396,541.57
15		RATP Dev	Fixed Route/Paratransit Oper	$ 30,348,131.37	
	Transport Care Services	RATP Dev	Paratransit, Bus Cleaning		$ 6,096,965.72
	Capital Building Services	RATP Dev	Bus Stop Maintenance, Vehicle Detailing		$ 280,310.00
	Nissi Group	RATP Dev	NTD Reporting		$ 22,385.00
	Hard Hat	RATP Dev	Safety Equipment		$ 7,800.79
	A Customer Point of View	RATP Dev	Mystery Rider		$ 28,734.00
	Ed Rush	RATP Dev	Uniforms		$ 287,749.52
	Alpha Business Solutions	RATP Dev	Office Supplies		$ 14,454.17
	Rely Supply	RATP Dev	Oil, Lube, etc.		$ 97,778.90
16	Elite Professionals	Strategic Mapping	ITS	$ 353,335.40	$ 18,390.00
17	Davis Freight Mgmt	Tolar Manufacturing	Bus Shelters	$ 181,832.60	$ 6,454.66
18	Transit Mgmt Oversight & Solutions	Transit Mgmt Oversight & Solutions	Triennial Review Prep	$ 17,014.92	$ 17,014.92
19	Wallace Mechanic Supply	Walker White	HVAC Replacement	$ 72,154.00	$ 6,969.60
	Total Payments			**$ 34,595,426.65**	**$ 8,781,987.64**

M/DBE Tracking
RATP Dev Payments
7/1/20-5/31/22

Fiscal Year Summary (July 1, 2020 - May 2022)	
The COMET Paid RATP Dev*	$ 30,348,131.37
M/DBEs Paid**	$ 6,836,178.10
The COMET M/DBE Goal	20.06%
M/DBE Goal Percentage Achieved	22.5%

Note: Data reviewed from The COMET's Check Register*

Note: Verified data provided by RATP Dev from July 2020 -May 2022**

	RATP Dev Contractors	Type of Work or Products	Contract Period	RATP Dev Paid Vendor YTD	RATP Dev Contract M/DBE Requirement	Percentage of Goal Achieved
1	Transport Care Services	Operate DART services, vehicle cleaning	7/1/20 - current (5 yr term)	$ 6,096,965.72	18.41%	20.1%
2	Capital Building Services	Bus Stop cleaning/maintenance & vehicle detailing services	12/17/21 - 4/30/22 (being extended)	$ 280,310.00	1.14%	0.9%
3	Nissi Group	Trip sampling for NTD Reports	7/1/20 - current (5 yr term)	$ 22,385.00	0.14%	0.1%
4	Hard Hat Transportation	Safety, facility and office supplies and equipment	7/1/20 - current (5 yr term)	$ 7,800.79	0.02%	0.0%
5	A Customer's Point of View	Mystery rides/observations on Fixed Routes	7/1/20 - current (5 yr term)	$ 28,734.00	0.20%	0.1%
6	Ed Rush Consulting & Dev	Operator uniforms	7/1/20 - current (5 yr term)	$ 287,749.52	0.14%	0.9%
7	Alpha Business Solutions	Office supplies	7/1/20 - current (5 yr term)	$ 14,454.17		0.0%
8	Rely Supply	Lube, oil, coolants, etc.	7/1/20 - current (5 yr term)	$ 97,778.90		0.3%
	Total Payments			$ 6,836,178.10		22.5%

M/DBE Tracking
RATP Dev Payments
7/1/21-5/31/22

Fiscal Year Summary (July 1, 2021 - April 30, 2022)	
The COMET Paid RATP Dev*	$ 18,546,002.85
# M/DBEs Paid**	$ 3,314,565.86
The COMET M/DBE Goal	20.06%
M/DBE Goal Percentage Achieved	17.9%
Note: Data reviewed from The COMET's Check Register*	
Note: Verified data provided by RATP Dev from July 2021 -May 2022**	

	RATP Dev Contractors	Type of Work or Products	RATP Dev Paid Vendor YTD	RATP Dev Contract M/DBE Requirement	Percentage of Goal Achieved
1	Transport Care Services	Operate DART services, vehicle cleaning	$ 3,108,826.22	18.41%	16.8%
2	Capital Building Services	Bus Stop cleaning/maintenance & vehicle detailing services	$ 63,300.00	1.14%	0.3%
3	Nissi Group	Trip sampling for NTD Reports	$ 5,264.00	0.14%	0.0%
4	Hard Hat Transportation	Safety, facility and office supplies and equipment	$ -	0.02%	0.0%
5	A Customer's Point of View	Mystery rides/observations on Fixed Routes	$ 1,260.00	0.20%	0.0%
6	Ed Rush Consulting & Dev	Operator uniforms	$ 101,679.10	0.14%	0.5%
7	Alpha Business Solutions	Office supplies	$ -		0.0%
8	Rely Supply	Lube, oil, coolants, etc.	$ 34,236.54		0.2%
	Total Payments		$ 3,314,565.86		17.9%

The COMET

FTA Low or No Emission Vehicle Program (Low-No) Program

FY 2021

USE OF FUNDS

PROJECT BUDGET					LOW-NO BUDGET							
Item Description	Partner	Qty	Unit Cost plus Tax	Project Total	Base Bus Unit Cost	Incremental Bus Unit Costs	Federal 5339(c) Unit Cost	Total Federal 5339(c) Amount	Total 5339(c) Local Match Amount	Total Other Federal Funds Amount	Total Other Federal Funds Match Amount	Project Total
Buses												
Buses - FC	New Flyer	2	$ 963,688	$ 1,927,376	$ 492,793	$ 470,895	$ 400,261	$ 800,522	$ 141,269	$ 837,748	$ 147,838	$ 1,927,376
Buses - BEB	New Flyer	2	$ 847,187	$ 1,694,373			$ 525,884	$ 1,051,767	$ 185,606	$ 388,450	$ 68,550	$ 1,694,373
Data Access Tools	CTE	4	$ 2,700	$ 10,800			$ 2,295	$ 9,180	$ 1,620	$ -	$ -	$ 10,800
Pre/Post Buy America Audit	CTE	1	$ 14,000	$ 14,000			$ 11,900	$ 11,900	$ 2,100	$ -	$ -	$ 14,000
QMS/QA Periodic Inspection	CTE	1	$ 50,000	$ 50,000			$ 42,500	$ 42,500	$ 7,500	$ -	$ -	$ 50,000
Workforce Training	New Flyer	1	$ 121,000	$ 121,000			$ 14,520	$ 14,520	$ 106,480	$ -	$ -	$ 121,000
Project Mgt & Tech Assistance	CTE	1	$ 365,000	$ 365,000			$ 292,000	$ 292,000	$ 73,000	$ -	$ -	$ 365,000
Insert new items above this line												
Bus Subtotal				*$ 4,182,549*				*$ 2,222,389*	*$ 517,574*	*$ 1,226,198*	*$ 216,388*	*$ 4,182,549*
Facilities												
Depot Chargers (Equipment Only)	Heliox	1	$ 110,000	$ 110,000			$ 99,000	$ 99,000	$ 11,000	$ -	$ -	$ 110,000
Depot Charger Installation	MSI Construction	1	$ 57,000	$ 57,000			$ 51,300	$ 51,300	$ 5,700	$ -	$ -	$ 57,000
Hydrogen Station (Equipment Only)	Bethlehem Hydrogen and	1	$ 550,000	$ 550,000			$ 495,000	$ 495,000	$ 55,000	$ -	$ -	$ 550,000
Hydrogen Station Construction	MSI Construction	1	$ 75,000	$ 75,000			$ 67,500	$ 67,500	$ 7,500	$ -	$ -	$ 75,000
Insert new items above this line												
Facilities Subtotal				*$ 792,000*				*$ 712,800*	*$ 79,200*	*$ -*	*$ -*	*$ 792,000*
Project Total				**$ 4,974,549**				**$ 2,935,189**	**$ 596,774**	**$ 1,226,198**	**$ 216,388**	**$ 4,974,549**

Central Midlands Regional Transit Authority (The COMET)

The COMET Zero Emission Bus Project

ID	WBS	Task Name	Duration	Start	Finish
1	**1**	**FTA Award and Project Consultant Contract Execution**	**3.3 mons**	**10/1/21**	**12/31/21**
5					
6	**2**	**Project Planning and Initiation**	**4.2 wks**	**1/3/22**	**1/31/22**
11					
12	**3**	**Requirements Analysis**	**8.6 wks**	**2/1/22**	**3/31/22**
20					
21	**4**	**Bus Procurement and Build**	**52.2 wks**	**4/1/22**	**3/31/23**
34					
35	**5**	**Infrastructure Procurement, Design and Build**	**54.4 wks**	**3/17/22**	**3/31/23**
60					
61	**6**	**Bus and Infrastructure Deployment**	**34 wks**	**10/4/22**	**5/29/23**
83					
84	**7**	**Deployment Validation**	**65 wks**	**4/3/23**	**6/28/24**
93					
94	**8**	**Project Close-out**	**16 wks**	**3/11/24**	**6/28/24**
98					
99	**9**	**Project Management and Reporting**	**126 wks**	**1/31/22**	**6/28/24**



Central Midlands Regional Transit Authority (The COMET)

The COMET Zero Emission Bus Project

ID	WBS	Task Name	Duration	Start	Finish
1	**1**	**FTA Award and Project Consultant Contract Execution**	**3.3 mons**	**10/1/21**	**12/31/21**
2	**1.1**	**FTA Award Announcement**	**0 wks**	**10/1/21**	**10/1/21**
3	**1.2**	**Prime Recipient Contract Complete**	**8.8 wks**	**10/1/21**	**12/1/21**
4	**1.3**	**Partner Contracts Complete**	**4 wks**	**12/2/21**	**12/29/21**
5					
6	**2**	**Project Planning and Initiation**	**4.2 wks**	**1/3/22**	**1/31/22**
7	**2.1**	**Project Planning Workshop**	**1 wk**	**1/3/22**	**1/7/22**
8	**2.2**	**Create Project Workplan & Workbook**	**2 wks**	**1/10/22**	**1/21/22**
9	**2.3**	**Prepare & Schedule Project Kick-off**	**1 wk**	**1/24/22**	**1/28/22**
10	**2.4**	**Conduct Project Kickoff**	**1 day**	**1/31/22**	**1/31/22**
11					
12	**3**	**Requirements Analysis**	**8.6 wks**	**2/1/22**	**3/31/22**
13	**3.1**	**Route evaluation, selection & Data Collection**	**1.2 wks**	**2/1/22**	**2/8/22**
14	3.1.1	Review Bus Routing Recommendations	0.4 wks	2/1/22	2/2/22
15	3.1.2	Route Confirmation Workshop	0.4 wks	2/3/22	2/4/22

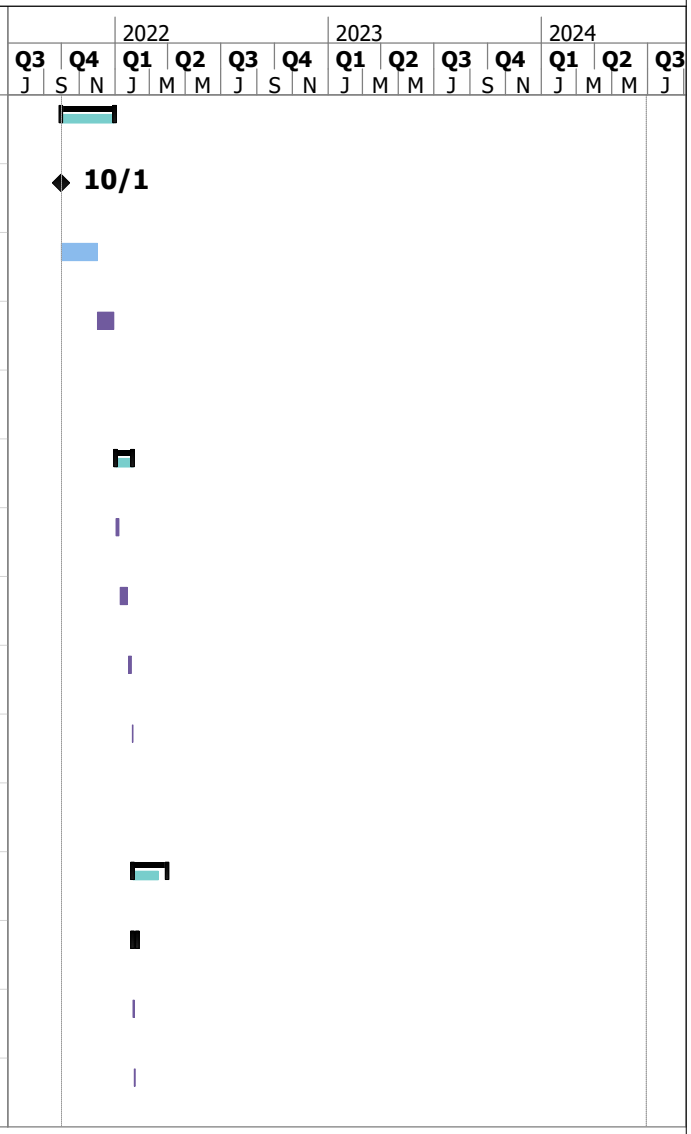

Central Midlands Regional Transit Authority (The COMET)

The COMET Zero Emission Bus Project

ID	WBS	Task Name	Duration	Start	Finish
16	3.1.3	Collect Route Data	0.4 wks	2/7/22	2/8/22
17	**3.2**	**Route Modeling & Analysis**	**2 wks**	**2/17/22**	**3/2/22**
18	**3.2.1**	Present Modeling & Analysis	**2 wks**	**2/9/22**	**2/22/22**
19	**3.3**	**Review/Revise/Finalize Bus Requirements**	**3 wks**	**2/23/22**	**3/15/22**
20					
21	**4**	**Bus Procurement and Build**	**52.2 wks**	**4/1/22**	**3/31/23**
22	**4.1**	**Bus Procurement**	**3 wks**	**4/1/22**	**4/21/22**
23	4.1.1	Agency Approval of Bus Specifications	1 wk	4/1/22	4/7/22
24	4.1.2	Execute Bus Contracts	2 wks	4/8/22	4/21/22
25	**4.2**	**Bus Build**	**49.2 wks**	**4/22/22**	**3/31/23**
26	4.2.1	OEM Designs	15 wks	4/22/22	8/4/22
27	4.2.2	Pre-Production Review Meeting & NTP	1 day	8/5/22	8/5/22
28	4.2.3	Review & Acceptance of Bus Designs	5 wks	8/8/22	9/9/22
29	4.2.4	Oversight of Bus Builds	24 wks	9/12/22	2/24/23
30	4.2.5	Bus Inspections & Quality Assurance Oversight	24 wks	9/12/22	2/24/23

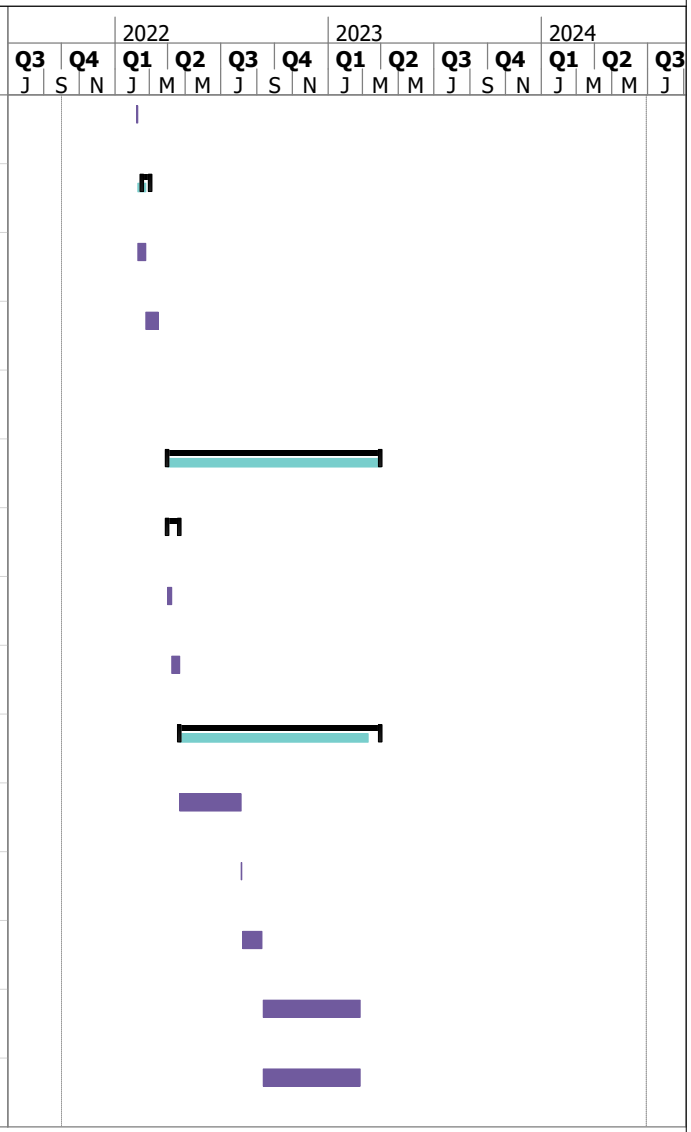

Central Midlands Regional Transit Authority (The COMET)

The COMET Zero Emission Bus Project

ID	WBS	Task Name	Duration	Start	Finish
31	4.2.6	Pre-delivery Acceptance of Vehicles	1 wk	2/27/23	3/3/23
32	4.2.7	Deliver FCE Vehicles	1 wk	3/6/23	3/10/23
33	4.2.8	Deliver BE Vehicles	1 wk	3/6/23	3/10/23
34					
35	**5**	**Infrastructure Procurement, Design and Build**	**54.4 wks**	**3/17/22**	**3/31/23**
36	**5.1**	**First Orientation and Community Outreach for Local Officials (AHJ/Fire/Utilities)**	**0 days**	**3/17/22**	**3/17/22**
37	**5.2**	**Hydrogen Fueling Station Design and Construction Oversight**	**51.4 wks**	**3/17/22**	**3/10/23**
38	5.2.1	NTP	0 days	3/17/22	3/17/22
39	5.2.2	Safety Assessment and Emergency Operations Plan	65 days	3/17/22	6/15/22
40	5.2.3	30% Design Review	40 days	3/17/22	5/11/22
41	5.2.4	Second Orientation and Community Outreach for Local Officials (AHJ/Fire/Utilities)	0 days	5/25/22	5/25/22
42	5.2.5	Third-party Safety Review	15 days	5/12/22	6/1/22
43	5.2.6	60% Design Review	20 days	5/12/22	6/8/22
44	5.2.7	90% Design review	10 days	6/9/22	6/22/22

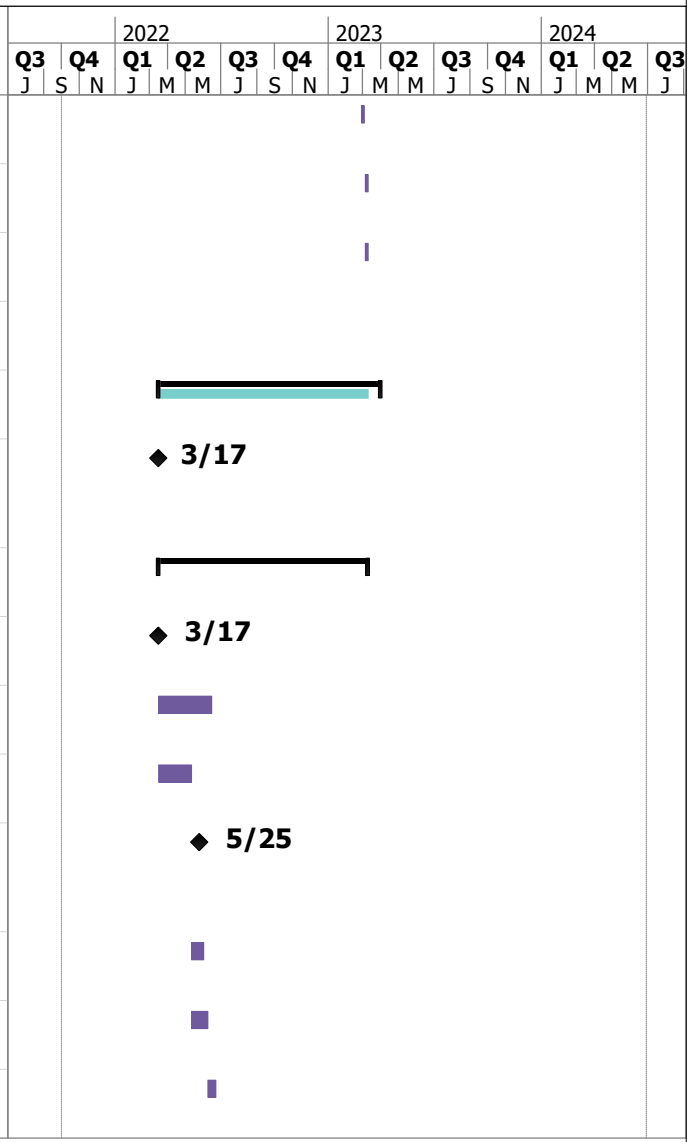

Central Midlands Regional Transit Authority (The COMET)

The COMET Zero Emission Bus Project

ID	WBS	Task Name	Duration	Start	Finish
45	5.2.8	Permitting	1 mon	6/23/22	7/20/22
46	5.2.9	Equipment Purchase/Manufacture	12 mons	3/17/22	2/15/23
47	5.2.10	Construction	4 mons	7/21/22	11/9/22
48	5.2.11	Commissioning to buses	2 wks	2/27/23	3/10/23
49	**5.3**	**Depot Charging Facilities Design and Construction Oversight**	**51.4 wks**	**3/17/22**	**3/10/23**
50	**5.3.1**	**Depot Charging Facilities Design**	**51.4 wks**	**3/17/22**	**3/10/23**
51	5.3.1.1	NTP	1 wk	3/17/22	3/23/22
52	5.3.1.2	Safety Assessment and Emergency Operations Plan	0.2 wks	3/24/22	3/24/22
53	5.3.1.3	30% Design Review	40 days	3/17/22	5/11/22
54	5.3.1.4	60% Design Review	20 days	5/12/22	6/8/22
55	5.3.1.5	90% Design review	10 days	6/9/22	6/22/22
56	5.3.1.6	Permitting	1 mon	6/23/22	7/20/22
57	5.3.1.7	Equipment Purchase/Manufacture	12 mons	3/17/22	2/15/23
58	5.3.1.8	Construction	4 mons	7/21/22	11/9/22
59	5.3.1.9	Commissioning to buses	2 wks	2/27/23	3/10/23

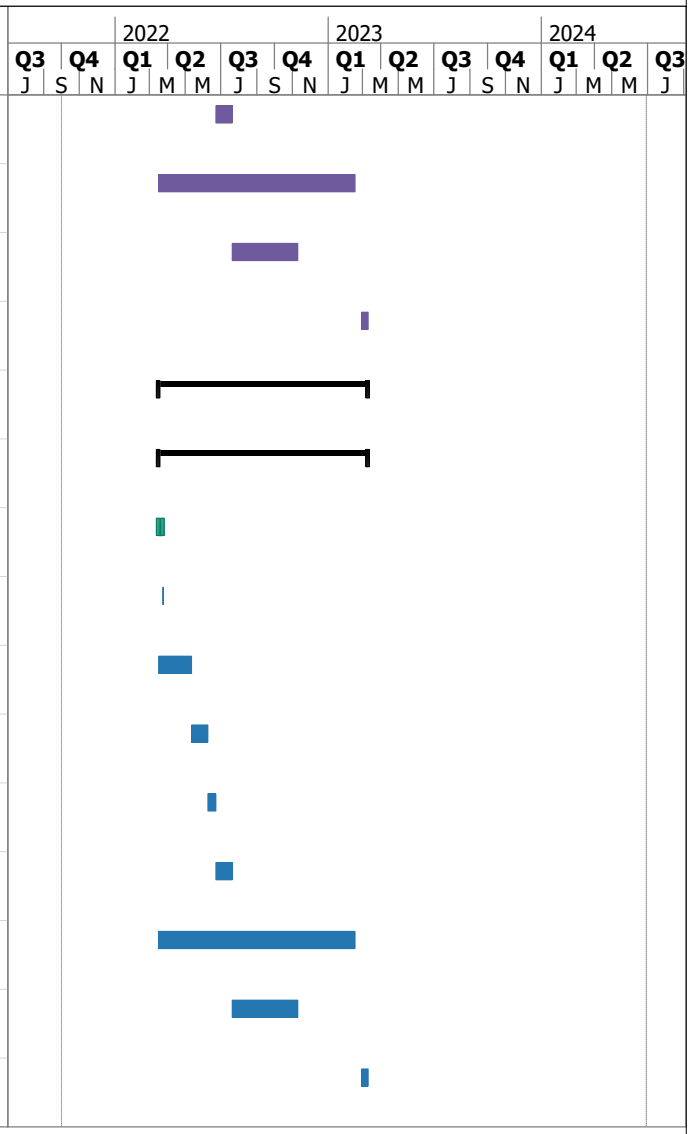

Central Midlands Regional Transit Authority (The COMET)

The COMET Zero Emission Bus Project

ID	WBS	Task Name	Duration	Start	Finish
60					
61	**6**	**Bus and Infrastructure Deployment**	**34 wks**	**10/4/22**	**5/29/23**
62	**6.1**	**Bus Delivery**	**2 wks**	**4/3/23**	**4/14/23**
63	6.1.1	Coordinate/Oversee Post-Delivery Inspections	1 wk	4/3/23	4/7/23
64	6.1.2	Coordinate Vehicle Registrations and Insurance	1 wk	4/10/23	4/14/23
65	**6.2**	**Bus Testing & Acceptance**	**28.8 wks**	**10/4/22**	**4/21/23**
66	6.2.1	Draft Bus, Fueling and Charging Station Acceptance Plan	1 wk	10/4/22	10/10/22
67	6.2.2	Review/Revise Bus, Fueling and Charging Station Acceptance Plan	1 wk	10/11/22	10/17/22
68	6.2.3	Bus Commissioning & Testing	1 wk	4/17/23	4/21/23
69	**6.3**	**Operator, Maintenance, & First Responder Training**	**8.6 wks**	**3/1/23**	**4/28/23**
70	6.3.1	Review Training Plans	0.2 wks	3/1/23	3/1/23
71	6.3.2	Coordinate First Responder Training with Manufacturer	1 wk	4/24/23	4/28/23
72	6.3.3	Coordinate Operator Training with Manufacturer	1 wk	4/24/23	4/28/23
73	**6.3.4**	**Fleet Maintenance Plan & Training**	**8.6 wks**	**3/1/23**	**4/28/23**
74	6.3.4.1	Review Fleet Maintenance Plan	1 day	3/1/23	3/1/23

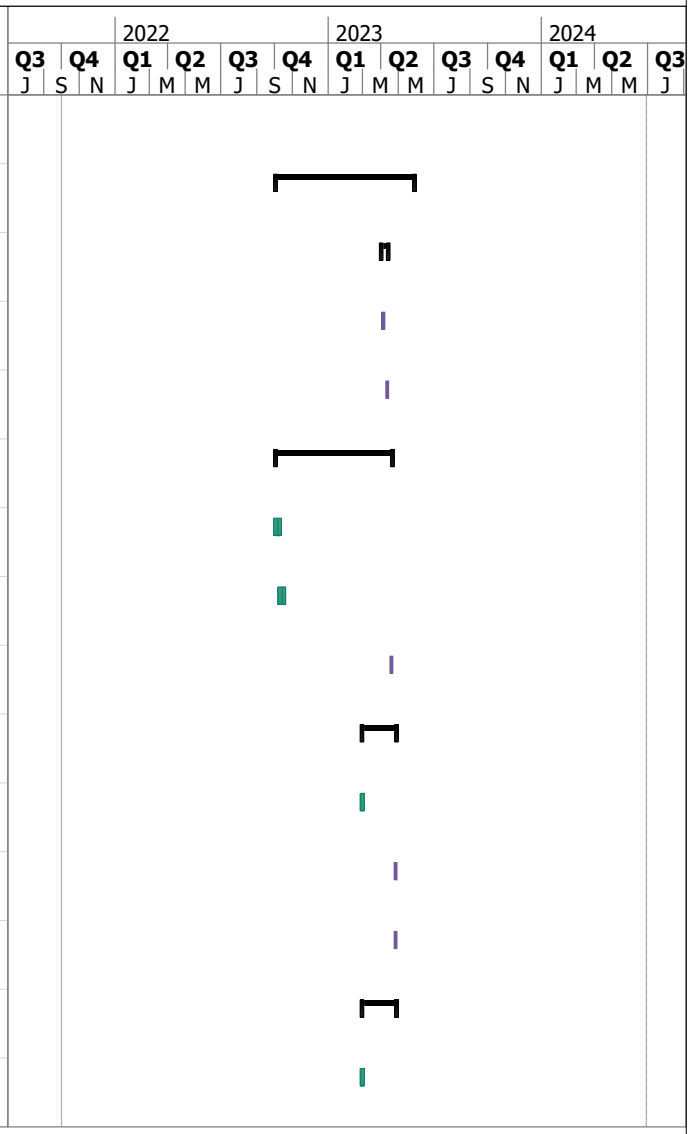

Central Midlands Regional Transit Authority (The COMET)

The COMET Zero Emission Bus Project

ID	WBS	Task Name	Duration	Start	Finish
75	6.3.4.2	Coordinate Fleet Maintenance Training with Manufacturer	1 wk	4/24/23	4/28/23
76	**6.4**	**Fueling Station Training**	**8.6 wks**	**3/1/23**	**4/28/23**
77	6.4.1	Review Fueling Station Maintenance Plan	1 wk	3/1/23	3/7/23
78	6.4.2	Coordinate Fueling Station Maintenance Training with Manufacturer	1 wk	4/24/23	4/28/23
79	**6.5**	**Route Validation**	**1 wk**	**5/15/23**	**5/19/23**
80	**6.6**	**Shadow Service Validation**	**1 wk**	**5/22/23**	**5/26/23**
81	**6.7**	**Bus Deployment**	**0.2 wks**	**5/29/23**	**5/29/23**
82	6.7.1	Revenue Service Deployments	1 day	5/29/23	5/29/23
83					
84	**7**	**Deployment Validation**	**65 wks**	**4/3/23**	**6/28/24**
85	**7.1**	**Data Collection Preparation**	**48.4 wks**	**4/3/23**	**3/5/24**
86	7.1.1	Conduct Reporting Workshop	0.2 wks	4/3/23	4/3/23
87	7.1.2	Draft Reporting Requirements, Templates & Procedures	2 wks	4/4/23	4/17/23
88	7.1.3	Review/Revise Reporting Requirements, Templates & Procedures	2 wks	4/18/23	5/1/23
89	7.1.4	Collect Baseline Operations & Maintenance Data	1 wk	5/22/23	5/26/23

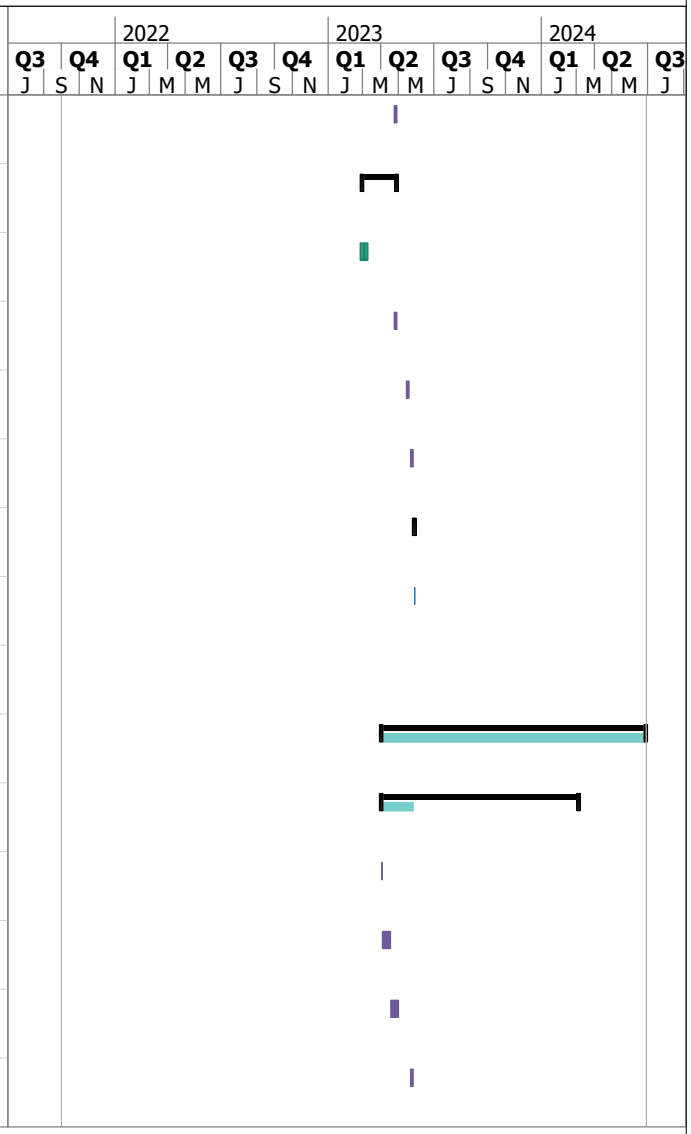

Central Midlands Regional Transit Authority (The COMET)

The COMET Zero Emission Bus Project

ID	WBS	Task Name	Duration	Start	Finish
90	**7.2**	**Revenue Service Data Collection & Reporting**	**57 wks**	**5/29/23**	**6/28/24**
91	7.2.1	Collect/Analyze operational & Maintenance data	56 wks	5/29/23	6/21/24
92	7.2.2	Issue Quarterly KPI Reports	56 wks	6/5/23	6/28/24
93					
94	**8**	**Project Close-out**	**16 wks**	**3/11/24**	**6/28/24**
95	8.1	Conduct Project Close-out Workshop	1 wk	3/11/24	3/15/24
96	8.2	Create and Issue Final Report	11 wks	3/18/24	5/31/24
97	8.3	Close Project on TrAMS	1.4 wks	6/3/24	6/11/24
98					
99	**9**	**Project Management and Reporting**	**126 wks**	**1/31/22**	**6/28/24**
100	9.1	Project Management & Oversight	124 wks	2/14/22	6/28/24
101	9.2	Project Administration	126 wks	1/31/22	6/28/24
102	9.3	Weekly/Monthly Status Meetings & Updates	126 wks	1/31/22	6/28/24
103	9.4	Quarterly Management/FTA Report	126 wks	1/31/22	6/28/24

TO: The COMET Board of Directors
FROM: LeRoy DesChamps, Chief Operating Officer
DATE: June 20, 2022
SUBJECT: Administration and Operations Report: Activities from June 16, 2022 to July 20, 2022.

Administration, Operations, Customer Experience and Human Resources (LeRoy DesChamps, Jackie Bowers, and Patricia Geddis)

- Completed the coordination and scheduling of staff Annual Performance Reviews with Directors and worked with Finance to ensure they were processed timely.
- Coordinated staff interview of candidate for the Planning and Development Manager position. Candidate was selected and an offer was extended. Waiting on candidate response. Candidate was selected for the Customer Experience Representative position and the candidate is scheduled to start with The COMET on August 1, 2022.
- Participated in monthly SC PEBA Meeting for Optional Employers.
- Attended bi-weekly and monthly meetings with Brownstone, Davis and Floyd and Cherokee, Inc. for the Lucius Road SuperStop project. Addressing project issues through appropriate Change Orders. Project is currently on schedule.
- Presented The COMET Status Report to the Transportation Penny Advisory Committee (TPAC).
- Attended the Transit Knowledge Sharing Retreat in Erie Pennsylvania.
- Periodically performed site visits of shelters and bus stops in downtown area, Two Notch Road and at SuperStops to monitor cleanliness and loitering.
- Participating in meetings with RATP Dev staff and consultant to review and discuss plan of action for reporting and the data management system. Working with Consultant, Staff and RATP Dev on action plan to address On Time Performance issues in reaching goal of 85%.
- Continue to assist with the evaluation of On Time Performance of the transit system routes.
- Monitored and conducted in person visits of bus stops and shelters for cleanliness on Rosewood Drive, Bluff Road, Shop Road, assembly Street and Devine Street.
- Attending weekly meetings with the Center for Transportation and the Environment/CTE and other vendors on the Low or No Emission Buses project. Project is currently on schedule.
- Monitor RATP Dev staff and all daily operations which includes all other contractors and vendors.
- Visited COMET Central to observe and monitor The COMET staff, Contractor's staff and cleanliness of building.
- Attended meeting with RATP Dev Senior Staff regarding finalizing reporting requirements.
- Prepare and present the bi-weekly Customer Experience Department Report during The COMET Staff meeting and The COMET/RATP Dev/TCS Staff meeting.
- Monitor the Customer Experience Call Center and provided constant feedback on performance and service.

- Attended an Alison Online Course “Communication Skills Needed During the Hiring Process”.
- Continuously document the Weekly Call Log to record the weekly number of and various call types received in the Call Center to determine most common issues and methods to resolve.
- Continuously discuss fares, schedule changes to The COMET’s routes, what is new with The COMET, and best customer service practices with Customer Experience Representatives.
- Through The COMET Solutions for Transit system, expeditiously monitor customer inquiries, concerns and complaints related to services, ensuring that they are coded properly and closed out accordingly.
- Continuously provide telephone assistance to incoming customer inquiries, to include escalated transfer calls from CER’s and other departments.
- Attended all scheduled staff meetings.

Monthly Activity Report

Finance Department and Information Technology Department
(Rosalyn Andrews, Crystal Willis, Amaris Ray-Pope, and Jeremy Berry)

Jun 22 – July 22

Work Summary

IT Dept

Security and business continuity

- Windows & application updates
- Network and NVR updates

Projects & Setups

- OTP Improvement Project (meetings/testing)
- New employee setup
- Deploy security cameras

Maintenance/Troubleshooting

- Technical support for network assets and services
- Technical support for conference room technologies
- Network troubleshooting
- Security badge system maintenance
- Troubleshoot laptop
- Server maintenance

Accounting Dept

Day to Day

- Counted farebox revenue, and COMET Central pass sales receipts
- Processed ticket orders (customers, replenish CSR, 3rd party vendors)
- Compile and mail half fare applications, Lifeline Applications, DART applications
- Processed payroll
- Bank reconciliations completed
- Processed payables and receipts
- Submitted SC DOR Fuel Motor Application
- Finance Committee Meeting Packet
- Monthly and Bi-Weekly Meetings, Conferences
- GFOA Virtual Conference (July 11-15)
- United Way Divisions Chair meeting

THE COMET
CENTRAL MIDLANDS TRANSIT

July 27, 2022

Agenda Item #____

To: Central Midlands Regional Transit Authority Board of Directors
From: Arlene Prince, Director of Regulatory Compliance and Civil Rights Officer
Subject: DBE Goal Methodology- FTA Assisted Contracts

Requested Action: Staff recommends that the CMRTA Board of Directors approve the DBE Goal Methodology for submission to the Federal Transit Administration.

Background and Summary

The Central Midlands Regional Transit Authority/dba the COMET is required by federal regulations to establish an overall goal for DBE participation in DOT-assisted contracts. The agency's overall goal must be based on demonstrable evidence of the availability of ready, willing and able DBEs relative to all businesses ready, willing and able to participate on DOT-assisted contracts.

The current DBE goal of 5.7 percent will expire on September 30, 2022. Based on an examination and calculation of the available data. The overall DBE goal is calculated at 5.9% for the next three federal fiscal years (FFY2023 FFY2024, FFY2025). The DBE Goal Methodology must be submitted to the Federal Transit Administration by August 1, 2022, to be in compliance. Additional information is reflected below.

DBE GOAL METHODOLOGY (49 CFR § 26.45)

In setting the overall DBE goal for CMRTA, it is required that a two-step process be utilized in establishing the goal. The goal setting process began with a base figure to determine the relative availability of DBEs. The overall goal must be based on demonstrable evidence of the availability of ready, willing, and able DBEs relative to all businesses ready, willing, and able to participate on FTA assisted contracts. Data was collected from the most recent South Carolina Unified Certification Directory and the County Business Patterns Census database.

STEP 1: Determining the Base Figure - 49 CFR § 26.45(c)

Step One of the goal setting process is an attempt to come up with a measurement of the actual relative availability of DBEs in the market area. CMRTA's market area consists of counties within South Carolina since the majority of contract work has been in this area.

The ratio utilized in Step One is expressed below:

$$\frac{\textbf{Ready, Willing and Able DBEs}}{\textbf{All firms ready, willing and able}}$$

(Non-DBE's and DBEs)

Central Midlands Regional Transit Authority
3613 Lucius Road
Columbia, SC 29201

803.255.7133 - p
803.255.7113 - f
info@TheCOMETSC.gov

CatchTheCOMETSC.gov

Derrick E. Huggins, Interim CEO
Allison Terracio, Chair
John V. Furgess, Sr., Vice Chair
Christopher Lawson, Secretary
Andy Smith, Treasurer

Board Members:
Will Brennan, Stephen Cain, Carolyn Gleaton, Mike Green, Leon Howard, Skip Jenkins, Al Koon, Lill Mood, Robert Morris, Geraldine Robinson, Debbie Summers, William (B.J.) Unthank, Barry Walker, Overture Walker

The CMRTA reviewed the methods listed in 49 CFR Part 26.45 (c) and selected the South Carolina Unified Certification Directory as the numerator and the Census Bureau database from the 2020 American Fact Finder County Business Patterns data as the denominator in determining the best approach for the base figure. See Table 1. Businesses that were not relevant to the type of work to be performed were filtered out of the calculations.

98 (Certified) DBEs =
1003 (Total Market Area Firms)

In this case, using the relative availability of DBEs (98) vs. the relative availability of DBEs and non-DBE firms (1003) for the types of contracts CMRTA anticipate awarding. (98/1003) = 9.8 percent.

Based on the calculation above, CMRTA has determined its **Base Figure** (relative availability of DBEs) to be **9.8%.**

Step 2: Adjusting the Base Figure

Upon establishing the Base Figure, CMRTA considered whether a "step two" up or down adjustment was necessary to the base figure. CMRTA reviewed and assessed other known evidence potentially impacting the relative availability of DBEs within the market area, in accordance with prescribed narrow tailoring provisions set forth under 49 CFR Part 26 in an effort to derive at a more precise base figure.

CMRTA analyzed its data by taking into consideration DBE past participation the high utilization of DBE certified in Site Preparation Contractors (81), and the limited DBE availability for the other five transit projects (ranging from 1 to 5). During the most recent three years, the median DBE past participation on FTA funded contracts - based on payments was 2% (0%, 2%, 20%). The base figure in Step One was calculated as 9.8%. To obtain a more precise figure, the median past participation (2%) is added to the base figure in Step One (9.8%) which equals to 11.8% (2% + 9.8% = 11.8%). One-half of these percentages is an average of 5.9%. (2% + 9.8% = 11.8% ÷ 2= 5.9%). **For FTA funded contracts for FFY2023 through FFY2025, CMRTA proposed utilizing the adjusted Base Figure of 5.9%.**

Table 1-Anticipated Contracting Opportunities/DBE Availability by Work Categories

NAICS Code	Description of Projected Work	# DBEs*	Number of ALL Firms ** (Including DBEs)	RELATIVE AVAILABILITY (# of DBEs divided by # of all firms)	Federal Dollars Available
423120	Shop Equipment	1	134	.75%	$60,000
423430	ADP Hardware	5	71	7.04%	$163,000
423850	Misc Bus Station Equip	1	63	1.59%	$400,000
238910	Additional Parking/Driver Training	81	593	13.66%	$2,000,000
423430	Upgrade Small Conference Room	5	71	7.04%	$1,000
423430	ADP Hardware/Software	5	71	7.04%	$30,000
TOTAL		**98**	**1003**		**$2,654,000**
*SCUCP Directory **US Census Economic Data by NAICS for South Carolina **(2020 County Business Patterns)**					

Derrick E. Huggins, Interim CEO
Allison Terracio, Chair
John V. Furgess, Sr., Vice Chair
Christopher Lawson, Secretary
Andy Smith, Treasurer

Board Members:
Will Brennan, Stephen Cain, Carolyn Gleaton, Mike Green, Leon Howard, Skip Jenkins, Al Koon, Lill Mood, Robert Morris, Geraldine Robinson, Debbie Summers, William (B.J.) Unthank, Barry Walker, Overture Walker

Race-Conscious & Race-Neutral Measures

Several approaches will be considered in accordance with the guidelines found at Title 49 CFR § 26.51. The CMRTA is currently implementing a number of race- and gender-neutral remedies to outreach and promote the participation of DBEs and small businesses in CMRTAs' FTA-assisted contracting program. CMRTA plans to implement the following race-neutral measures for FFY 2023-2025 and will continue to explore other options for consideration based on CMRTAs' success in meeting its overall DBE goals based on these efforts.

1. Enhance communicate efforts to share information regarding contracting procedures and specific contract opportunities (e.g., ensuring the inclusion of DBEs and other small businesses on recipient mailing lists of bidders).
2. Ensure distribution of South Carolina UCP directory through electronic means to the widest feasible universe of potential prime contractors.
3. Coordinate with industry partners to gain additional outreach avenues to increase DBE utilization.
4. Develop a program that will provide technical assistance tools to DBEs and other small businesses.

DBE participation goals will only be used on USDOT–assisted contracts that have subcontracting possibilities. DBE participation goals will not be required for every USDOT-assisted contract. DBE participation goals are not required to be the same as the overall program goal. The goal for a specific contract may be higher or lower than the percentage level of the overall goal. DBE participation goals will provide for participation by all certified DBE's and will not be subdivided into group–specific goals.

Fostering Small Business Participation

The CMRTA has incorporated non-discriminatory elements to its DBE program, in order to facilitate competition on DOT-assisted projects by small business concerns (both DBEs and non-DBE small businesses) and to ensure that the maximum feasible portion of the CMRTA's overall DBE goal is met by using race-neutral means. CMRTA and prime contractors may use DBE and/or small business firms utilizing the DBE and Small Business Enterprise Directory maintained as part of the South Carolina Unified Certification Program.

Fiscal Impacts: None.

Recommended Motion: Staff recommends that the CMRTA Board of Directors authorize staff to proceed in submitting the DBE Goal Methodology for Fiscal Years 2023-2025 to the Federal Transit Administration to meet the August 1st deadline.

Legal Counsel Review: None.

For information regarding this staff report, please contact Arlene Prince at (803) 255-7169 or email aprince@thecometsc.gov.

Approved for Submission,

Derrick Huggins, Interim Executive Director/CEO

Central Midlands Regional Transit Authority
3613 Lucius Road
Columbia, SC 29201

803.255.7133 – p
803.255.7113 – f
info@TheCOMETSC.gov

CatchTheCOMETSC.gov

Derrick E. Huggins, Interim CEO
Allison Terracio, Chair
John V. Furgess, Sr., Vice Chair
Christopher Lawson, Secretary
Andy Smith, Treasurer

Board Members:
Will Brennan, Stephen Cain, Carolyn Gleaton, Mike Green, Leon Howard, Skip Jenkins, Al Koon, Lill Mood, Robert Morris, Geraldine Robinson, Debbie Summers, William (B.J.) Unthank, Barry Walker, Overture Walker

Regulatory Compliance & Civil Rights Report
(Arlene Prince, Michelle Ransom, Alicia Pearson, Brittany Higgins)
Reporting Period–June 22, 2022 to July 26, 2022

- **Brief snapshot of activities performed by the Director of Regulatory Compliance & Civil Rights Officer (Prince)**
  - Worked on preparing and finalizing the DBE Goal Methodology for presentation to the CMRTA Finance Committee, CMRTA Board of Directors and submission to the Federal Transit Administration. The federal DBE goal will be established for the next three Federal fiscal years 2023-2025. The deadline for submission to FTA is August 1 to ensure compliance in accordance with federal regulations.
  - Coordinated with legal representatives and vendor (TripSpark) regarding the final Agreement and Federal Clauses to add on components for Certification Eligibility and Service Infractions.
  - Coordinated with contractors (RATP Dev and TCS) relevant to the submittal of quarterly reports for Title VI, EEO, and Drug & Alcohol requirements. Reviewed documents for compliance.
- **The Regional Grants and Coordination Manager (Ransom) prepared several grant applications to request future funding for agency's initiatives as follows:**
  - Submitted monthly vanpool data to NTD.
  - Input invoice data for all grant-eligible expenses.
  - Calculated and drew down funds for reimbursement of eligible expenses.
  - Worked with staff in gathering additional data required for Triennial Review.
  - Submitted grant 2021-023 for final FTA concurrence.
  - Closed Grant 2019-027.
  - Received notification of FY 2021 award of $2.9 million Low/No Grant to CMRTA.
  - Gathered data and submitted quarterly Federal Financial Reports (FFR's) and Milestone Progress Reports (MPR's) for all active federal grants.
- **Activities implemented by Procurement & Compliance Manager (Pearson)**
  - CMRTA Update and Discussions regarding Soil Purchase and change order for Lucius Rd Superstop.
  - Procurement and Compliance Discussion w/Dr. Arlene Prince regarding new DBE Program implementation.
  - Reviewed Gateway Outdoor Advertising RFP and Contract for determination of advertising/vs bench installation.
  - Initiated a forty-page RFP template for Rolling Stock Purchases and any other possible purchase for The COMET in near future.
  - Received final approval, and signature authority for Able SC change order.
  - Currently receiving quotes for agency Procurement Software to help DBEs upload RFPs, RFQs, and View Bids.
- **Activities attended by Regulatory Compliance & Civil Rights Officer (Prince)**
  - Attended Transportation Association of South Carolina (TASC) Board Meeting to discuss roadmap or implementation of upcoming activities.

- **Activities attended by Grants & Regional Coordination Manager (Ransom)**
  - Participated in CMCOG Board of Directors meeting, Technical Committee meeting and Transportation Subcommittee meeting.
  - Participated in monthly ICAM Grant conference call with all stakeholders.
  - Participated in FTA Key Procurement Deficiencies training.
  - Participated in the FTA Triennial Review.
  - Participated in monthly SCDOT Sub-Recipient conference call.
- **Activities attended by Procurement & Compliance Manager (Pearson)**
  - Attended the Finance Committee Meeting on 7/13/2022.
  - Meeting with AOS regarding Contract Discussion with CJ Baird of possible renewal of their contract.
  - Participated in an online webinar for National RTAP for Procurement Services.
  - Met with Dr. Prince regarding the FTA Semi Annual Report Prep.
- **Mobility Management Initiatives that occurred during the Reporting Period (Higgins)**
  - ***Pick Up Program (PUP) & Volunteer Transportation Reimbursement Program (V-TRIP)***
    - The PUP and V-Trip programs have 19 individuals enrolled. In June, **six** of those individuals took trips using PUP. No one used V-TRIP. There is **one** newly approved inactive individual, and **three** individuals in processing.
  - ***Travel Navigator/Travel Ambassador***
    - During the month of June, the COMET Mobility Management Specialist worked with **three** individuals on navigating the bus system via ride-along travel trainings. **Two**-hour long V-TRIP/PUP orientation or follow up trainings took place.
  - ***The COMET Accessibility Advisory Committee***
    - The next committee meeting is scheduled for July 21, 2022, via Zoom.

M/DBE Tracking
Local Funds Only
July 1, 2020 - May 31, 2022

Fiscal Year Summary (July 1, 2020 - May 31, 2022)	
Vendors Paid - Contracts with M/DBE Goal	$ 34,595,426.65
# M/DBEs Paid*	$ 8,781,987.64
The COMET M/DBE Goal	25%
M/DBE Goal Percentage Achieved	25.4%
# Vendors with M/DBE Goal	18

Note: Data reviewed from The COMET's Check Register from July 2020 -May 2022

**Payments being verified for RATP Dev/Payments reflect up thru May 2022

	The COMET/Contractors Vendor Name	The COMET Paid Vendor YTD	Amount DBE Paid YTD* (Direct/Indirect)	Contract M/DBE Requirement	Percentage of Goal Achieved
1	A James Global Services	$ 127,327.17	$ 127,327.17	100%	100%
2	AOS Specialty Contractors (20%)	$ 327,170.02	$ 327,170.02	100%	100%
3	Able South Carolina	$ 225,023.86	$ 2,900.00	2%	1%
4	Amerigas	$ 849,905.00	$ 9,360.00	2%	1%
5	B & C Associates	$ 170,173.90	$ 170,173.90	100%	100%
6	Brownstone Construction Group (MBE) (20%)	$ 117,195.44	$ 111,426.84	2%	95%
7	Burr Furman McNair	$ 500,531.97	$ 73,730.00	2%	15%
8	Capital Building Services	$ 116,854.61	$ 116,854.61	100%	100%
9	Chernoff Newman	$ 82,656.25	$ 4,050.00	2%	5%
10	CR Jackson Inc (20%)	$ 128,835.66	$ 14,668.00	5%	11%
11	Flock and Rally	$ 542,453.11	$ 542,453.11	100%	100%
12	IT1 Solutions (20%)	$ 38,289.80	$ 325.14	2%	1%
13	New Age Protection	$ 396,541.57	$ 396,541.57	100%	100%
14	RATP Dev**	$ 30,348,131.37	$ 6,836,178.10	20.06%	23%
15	Strategic Mapping (20%)	$ 353,335.40	$ 18,390.00	7%	5%
16	Tolar Manufacturing (20%)	$ 181,832.60	$ 6,454.66	2%	4%
17	Transit Mgmt Oversight & Solutions	$ 17,014.92	$ 17,014.92	100%	100%
18	Walker White (20%)	$ 72,154.00	$ 6,969.60	12%	10%
	Total Payments	$34,595,426.65	$ 8,781,987.64		25.4%

M/DBE Tracking
July 1, 2020 - May 2022

	DBE Firm	The COMET Vendor	Service Description	The COMET Paid Vendor YTD	Amount DBE Paid YTD**
1	A James Global Services	A James Global Services	Landscaping	$ 127,327.17	$ 127,327.17
2	AOS Specialty	AOS Specialty	Bus Stop Amenities	$ 327,170.02	$ 327,170.02
3	Flock and Rally	Able South Carolina	Certification/Mobility Management	$ 225,023.86	$ 2,900.00
4	Apex Construction	Amerigas	Propane Fuel	$ 849,905.00	$ 9,360.00
5	B & C Associates	B & C Associates	Janitorial	$ 170,173.90	$ 170,173.90
6	Brownstone Construction Group (MBE)	Brownstone Construction Group (MBE)	Architectural & Engineering	$ 113,799.19	$ 108,030.59
	CES Group Engineers	Brownstone Construction Group (MBE)	Civil Engineering, Surveying, Environmental	$ 3,396.25	$ 3,396.25
7	Gaffney Lewis LLC	Burr Furman McNair	Legal Services	$ 500,531.97	$ 73,730.00
8	Capital Building Services	Capital Building Services	Janitorial/Landscaping	$ 116,854.61	$ 116,854.61
10	Heyward Bannister/Banco-Bannister	Chernoff Newman	PR/Website	$ 82,656.25	$ 4,050.00
11	AOS Specialty	CR Jackson Inc	Parking Lot Repair	$ 128,835.66	$ 14,668.00
12	Flock and Rally	Flock and Rally	Marketing	$ 542,453.11	$ 542,453.11
13	No Info to Date	IT1 Solutions	IT	$ 38,289.80	$ 325.14
14	New Age Protection	New Age Protection	Security	$ 396,541.57	$ 396,541.57
15		RATP Dev	Fixed Route/Paratransit Oper	$ 30,348,131.37	
	Transport Care Services	RATP Dev	Paratransit, Bus Cleaning		$ 6,096,965.72
	Capital Building Services	RATP Dev	Bus Stop Maintenance, Vehicle Detailing		$ 280,310.00
	Nissi Group	RATP Dev	NTD Reporting		$ 22,385.00
	Hard Hat	RATP Dev	Safety Equipment		$ 7,800.79
	A Customer Point of View	RATP Dev	Mystery Rider		$ 28,734.00
	Ed Rush	RATP Dev	Uniforms		$ 287,749.52
	Alpha Business Solutions	RATP Dev	Office Supplies		$ 14,454.17
	Rely Supply	RATP Dev	Oil, Lube, etc.		$ 97,778.90
16	Elite Professionals	Strategic Mapping	ITS	$ 353,335.40	$ 18,390.00
17	Davis Freight Mgmt	Tolar Manufacturing	Bus Shelters	$ 181,832.60	$ 6,454.66
18	Transit Mgmt Oversight & Solutions	Transit Mgmt Oversight & Solutions	Triennial Review Prep	$ 17,014.92	$ 17,014.92
19	Wallace Mechanic Supply	Walker White	HVAC Replacement	$ 72,154.00	$ 6,969.60
	Total Payments			**$ 34,595,426.65**	**$ 8,781,987.64**

M/DBE Tracking
RATP Dev Payments
7/1/20-5/31/22

Fiscal Year Summary (July 1, 2020 - May 2022)	
The COMET Paid RATP Dev*	$ 30,348,131.37
M/DBEs Paid**	$ 6,836,178.10
The COMET M/DBE Goal	20.06%
M/DBE Goal Percentage Achieved	22.5%

Note: Data reviewed from The COMET's Check Register*

Note: Verified data provided by RATP Dev from July 2020 -May 2022**

	RATP Dev Contractors	Type of Work or Products	Contract Period	RATP Dev Paid Vendor YTD	RATP Dev Contract M/DBE Requirement	Percentage of Goal Achieved
1	Transport Care Services	Operate DART services, vehicle cleaning	7/1/20 - current (5 yr term)	$ 6,096,965.72	18.41%	20.1%
2	Capital Building Services	Bus Stop cleaning/maintenance & vehicle detailing services	12/17/21 - 4/30/22 (being extended)	$ 280,310.00	1.14%	0.9%
3	Nissi Group	Trip sampling for NTD Reports	7/1/20 - current (5 yr term)	$ 22,385.00	0.14%	0.1%
4	Hard Hat Transportation	Safety, facility and office supplies and equipment	7/1/20 - current (5 yr term)	$ 7,800.79	0.02%	0.0%
5	A Customer's Point of View	Mystery rides/observations on Fixed Routes	7/1/20 - current (5 yr term)	$ 28,734.00	0.20%	0.1%
6	Ed Rush Consulting & Dev	Operator uniforms	7/1/20 - current (5 yr term)	$ 287,749.52	0.14%	0.9%
7	Alpha Business Solutions	Office supplies	7/1/20 - current (5 yr term)	$ 14,454.17		0.0%
8	Rely Supply	Lube, oil, coolants, etc.	7/1/20 - current (5 yr term)	$ 97,778.90		0.3%
	Total Payments			$ 6,836,178.10		22.5%

M/DBE Tracking
RATP Dev Payments
7/1/21-5/31/22

Fiscal Year Summary (July 1, 2021 - April 30, 2022)	
The COMET Paid RATP Dev*	$ 18,546,002.85
# M/DBEs Paid**	$ 3,314,565.86
The COMET M/DBE Goal	20.06%
M/DBE Goal Percentage Achieved	17.9%
Note: Data reviewed from The COMET's Check Register*	
Note: Verified data provided by RATP Dev from July 2021 -May 2022**	

	RATP Dev Contractors	Type of Work or Products	RATP Dev Paid Vendor YTD	RATP Dev Contract M/DBE Requirement	Percentage of Goal Achieved
1	Transport Care Services	Operate DART services, vehicle cleaning	$ 3,108,826.22	18.41%	16.8%
2	Capital Building Services	Bus Stop cleaning/maintenance & vehicle detailing services	$ 63,300.00	1.14%	0.3%
3	Nissi Group	Trip sampling for NTD Reports	$ 5,264.00	0.14%	0.0%
4	Hard Hat Transportation	Safety, facility and office supplies and equipment	$ -	0.02%	0.0%
5	A Customer's Point of View	Mystery rides/observations on Fixed Routes	$ 1,260.00	0.20%	0.0%
6	Ed Rush Consulting & Dev	Operator uniforms	$ 101,679.10	0.14%	0.5%
7	Alpha Business Solutions	Office supplies	$ -		0.0%
8	Rely Supply	Lube, oil, coolants, etc.	$ 34,236.54		0.2%
	Total Payments		$ 3,314,565.86		17.9%

THE COMET
CENTRAL MIDLANDS TRANSIT

DEPARTMENT OF MARKETING AND COMMUNITY AFFAIRS

(For Period of June 19, 2022 – July 20, 2022)

- Pamela Bynoe-Reed, Director of Marketing & Community Affairs/Public Information Officer

Contributing Team Members

- Juliet Sowell, Public Information Specialist & Clerk of the Board
- Blake Gibbons, Transit Services Intern (contributing from Planning and Development)
- Mariana Paredes, Marketing Intern
- Maia Pelzer, Marketing and Administration Intern

JULIET

In-between Board meeting dates, I worked on preparing minutes for all Board meetings, uploading minutes and preparing packets for Board members and inserting said minutes for COMET web, delivering minutes to committee members, and assisting finance dept. with COMET revenue

BLAKE

- Away at University of Michigan Fellowship program

MARIANA

- Off for the summer

MAIA

- Helped with preparation for the DBE Workshop (Produced materials, set up, etc.)
- Responded to social media Comments in all our social media platforms
- Assisted RATP Dev in the Employee of the Month recognition
- Assisted Director of Compliance/Civil Rights officer with paperwork
- COMET on the Go cards for July
- Upload of Board meeting videos to YouTube

- **Events**

NOTE: We are cautiously continuing community activities with The COMET in the Community. Notable projects may be highlighted.

  - Lower Richland Juneteenth Festival (June 19)
  - Juneteenth Parade and Sponsorship (June 20)
  - COMET Town Hall Meeting in Lower Richland (June 20)
  - Newberry Job Fair – Promotion of Route 93X and COMET Vanpool (June 29)

UPCOMING EVENTS

  - Allen University Freshman Orientation-Soda Cap Tour of Dining and Entertainment Districts (August 12, 2022)
  - Le Diner en Blanc transportation (September 10, 2022)
  - Restaurant Week Hop on Pop - Progressive Dinner on Soda Cap (October 2022)

- **Major Projects (working)**
  - The COMET/RATP Dev Transportation Apprenticeship Program (TBD Fall)
    - Convening with Richland School District 1, Apprenticeship SC
  - Partnership with DHEC's Diabetes Awareness and Prevention Project (July-December)
    - One custom wrapped bus for six months (purchase)
    - Paper promos in all buses (comped PSA)
    - Bus featured in scheduled community events (tbd October)
    - Awareness advertising in select COMET shelters (purchase)
  - Plan of Revamp and Relaunch of Soda Cap Connector (ongoing)
    - Held meetings with Experience Columbia SC (Tourism)
    - Held meetings with Main Street District
    - Continuing planning of Restaurant Week event with SCRLA
    - Held meetings with WeGOJA Foundation
    - Met with Hotel Trundle
    - Held meetings with SC State Museum
    - Met with Columbia Museum of Art
    - Scheduling meeting with Soda City Live on WIS-tv 10
    - Rebrand, Planning and Development of new Soda Cap Route Map
    - Rebrand, Planning and Development of new Soda Cap landing page on website
  - "People of The COMET" campaign on bus shelters
    - Candid photos and quotes from riders, bus operators and staff – ETA August 10 on shelters
    - Candid photos and quotes from riders, bus operators and staff – Currently running on social media
  - Planning and Development of New Route Guide Booklet
    - Currently in design

- **Board of Directors and Government Relations**
  - The COMET Board of Directors Meeting (June)
    - Packets, Invitations and Public Notices, Deliveries, Meeting Management, Digital
  - The COMET Service Subcommittee Meeting (July 13)
    - Packets, Invitations and Public Notices, Deliveries, Meeting Management, Digital
  - The COMET Finance Subcommittee Meeting (July 13)
    - Packets, Invitations and Public Notices, Deliveries, Meeting Management, Digital
- **Press releases and Media Advisories**
  - Press Release- COMET SUSPENDS SERVICES IN BATESBURG-LEESVILLE BEGINNING JULY 1 (June 24)
  - Press Release – COMET's ROSALYN ANDREWS EARNS PRESTIGIOUS CERTIFICATION IN TRANSIT MANAGEMENT (July 12)
  - Media Advisories – Board and Committee meeting notices to local media

- **Articles, Newsletters, Interviews and Blogs**
  - Sarah Mae Flemming campaign – Online blog at www.catchTheCOMETsc.gov

- **Social Media Highlights**
  - People of The COMET
  - On Time Performance project
  - Sarah Mae Flemming

- **Honors and Awards**
- **Presentations**

- **Campaigns and/or Issues Management**
  - Work Sessions on New Soda Cap Connector Strategy
  - DHEC Diabetes Awareness
  - People of The COMET
  - Reimagine The COMET public meetings via zoom (July 13,14)

- **Professional Development and Industry**
  - TRCP Project A-47 senior research panel (new). Transit Capacity and Quality of Service Manual, 4th Edition
  - TCRP Synthesis SB-35 for Transportation Research Board. Study of On-Demand Transit Outcomes
  - WTS Diversity, Equity and Inclusion Committee (ongoing Leadership Development)
  - Marketing and Branding Workshop – Columbia Chamber of Commerce (June 21)

- **Marketing and Public Information Administrative**
  - Website development and updates to include accessibility requests from Able SC.
  - Vanpool outreach meeting
  - CAE Airport trade advertising partnership renewal for Aug 2022-2023.
  - SC State Museum Partners Brainstorming meeting (July 20)

- **Community Affairs and Other**
  - Main Street District Long-range Planning Workshop (P. Bynoe-Reed)
  - WTS Diversity, Equity and Inclusion Committee (J. Sowell, B. Gibbons)
  - City of Columbia Food Policy Committee (P. Bynoe-Reed)
  - MBLG – Midlands Business Leaders' Group (P. Bynoe-Reed
  - Affordable Housing Task Force (P. Bynoe-Reed)
  - Midlands Area Consortium for the Homeless (MACH) board meeting (P. Bynoe-Reed)
  - City of Columbia Bike, Pedestrian Advisory Committee (BPAC) meeting (P. Bynoe-Reed)

For information regarding this staff report, please contact Pamela Bynoe-Reed (803) 255-7139 or email pbynoe-reed@TheCOMETSC.gov

Respectfully submitted,

Pamela Bynoe-Reed
Director of Marketing & Community Affairs/Public Information Officer