3613 Lucius Road. • Columbia, SC • 29201
www.catchthecomet.org • (o) 803.255.7133 • (f) 803.255.7113

Central Midlands Regional Transit Authority
SERVICE COMMITTEE AGENDA

Wednesday, July 13, 2022
12:00 p.m.
3613 Lucius Road, Columbia, SC, 29201
Conference Room A (Large) – 2nd Floor

Lill Mood, Chair (Lexington County)

Prior to entering the meeting, please turn all electronic devices (cell phones, pagers, etc.) to a silent, vibrate or off position.

Lill Mood, Chair (Lexington County)
Will Brennan, (City of Columbia) John V. Furgess, Sr. (Richland County Legislative Del.)
Allison Terracio, (Richland County) Carolyn Gleaton (City of Columbia)
Skip Jenkins (City of Cayce) Geraldine Robinson (Town of Eastover)
Al Koon (Town of Chapin)

COVID-19 AD-HOC SUBCOMMITTEE MEMBERS

Lill Mood (Lexington County) John V. Furgess, Sr. (Richland County Legislative Delegation)

---

1. CALL TO ORDER AND DETERMINATION OF QUORUM
2. ADOPTION OF AGENDA **PAGES 1-2**
3. MIDLANDS TRANSIT RIDERS' ASSOCIATION UPDATE (Charles Gossett/Walter Durst)
4. ADOPTION OF MINUTES FROM June 8, 2022 **PAGES 3-6**
5. DISCUSSION AND ACTION ITEMS
   A. Passenger Amenities Program Update (Todd Warren – Davis & Floyd) **PAGES 7-9**
   B. Transit Operations Report (Lenny Cooksey/Robert Smith) **PAGES 10-40**
   C. Ridership Analysis – March/April 2022 (Eric Harris) **PAGES 41-45**
   D. Lucius and River SuperStop (LeRoy DesChamps/Eric Harris) *Verbal*
   E. Improved Soda Cap Update (Pamela Bynoe-Reed/Eric Harris) *Vebal*
6. SPECIAL COVID-19 SUB-COMMITTEE UPDATE
   A. Update -The COMET Operations relating to COVID-19 (Lenny Cooksey/LeRoy DesChamps)
   B. Update - Vaccination Program and Impacts to Public Transit (Bynoe-Reed)
7. ADJOURN

All items on this agenda are subject to action being taken by the Committee. Agenda order is subject to change.

GENERAL INFORMATION ABOUT BOARD COMMITTEE MEETINGS: The COMET will make all reasonable accommodations for persons with disabilities to participate in this meeting. Upon request to the Public Information Specialist and Clerk of the Board, The COMET will provide agenda materials in appropriate alternative formats, or disability-related modification or accommodation, including auxiliary aids or services, to enable individuals with disabilities to participate in public

meetings. Requests should be sent to The COMET by mail at 3613 Lucius Road, Columbia, SC 29201, by fax at (803) 255-7113, or by e-mail to info@catchthecomet.org. For language assistance, interpreter services, please contact (803) 255-7133, 711 through the Relay Service. Para información en Español, por favor llame al (803) 255-7133.

Take The COMET to the Meeting! Route 6 and DART serve the facility. Visit www.catchthecometsc.gov or call (803) 255-7100 for more details.

TheCOMET Service Committee Meeting minutes are prepared and presented in summary form. Audio recordings of the meetings are on file at TheCOMET and are part of the approved minutes. If you would like to hear the recording from the meeting, please contact Juliet Sowell at jsowell@thecometsc.gov.

Per SC Code of Laws, Title 30, Chapter 4, Section 30-4-80 - All public bodies shall notify persons or organizations, local news media, or such other news media as may request notification of the times, dates, places, and agenda of all public meetings, whether scheduled, rescheduled, or called, and the efforts made to comply with this requirement must be noted in the minutes of the meetings. TheCOMET complied with the notification of this meeting on June 3, 2022.

Central Midlands Regional Transit Authority
SERVICE COMMITTEE MEETING
Wednesday, June 8, 2022 - 12:00 P.M.
3613 Lucius Road, Columbia, SC 29201
Conference Room A (Large) – 2nd Floor

Members Present:
Lill Mood, Chair*
Carolyn Gleaton*
Tina Herbert*
John V. Furgess, Sr.*

Members Absent:
Al Koon
Geraldine Robinson
Will Brennan *

Advisory Members Present:
Skip Jenkins**
* Via Phone
** Advisory member

Guests Present:
Lenny Cooksey, RATP Dev
Clarissa Coney, RATP Dev
Dennis Franklin, RATP Dev
Charles Hall, RATP Dev
Walter Durst, Midlands Transit Riders
Eric Harris, Planning Consultant*
Zane McGee, Davis & Floyd*
Mike Hubbell, Lonestar
Courtney Coney, RATP Dev
Olga Graziano, RATP Dev

The COMET Staff Present:

Rosalyn Andrews, Director of Finance/CFO
Jeremy Berry, IT Manager
Jackie Bowers, Customer Experience & Contract Compliance Manager
Pamela Bynoe-Reed, Director of Marketing & Community Affairs/Public Information Officer
LeRoy DesChamps, Director of Administration & Operations
Blake Gibbons, Planning & Development Intern
Juliet Sowell, Public Information Specialist/Clerk of the Board

1. CALL TO ORDER AND DETERMINATION OF QUORUM

Chairperson Mood called the meeting to order at 12:00 p.m. A quorum was present at the opening of the meeting.

2. ADOPTION OF AGENDA Pages 1-2

Motion:

A motion was made by Ms. Gleaton and seconded by Madam Chair to adopt the agenda.

Approved: Furgess, Gleaton, Mood, Herbert

Motion passed.

3. MIDLANDS TRANSIT RIDERS' ASSOCIATION (Walter Durst, Charles Gossett) Verbal

Mr. Durst reports of riders adjusting well to the new schedules. Mr. Durst also mentioned some spots within TheCOMET central where more bus schedules can be placed for our riders.

4. ADOPTION OF MINUTES FROM APRIL 13, 2022 (There were no minutes from May) Pages 3-4

(April 2022 Service Committee packet insert 5-58)

5. DISCUSSION AND ACTION ITEMS

A. **Passenger Amenities Program Update** (Zane McGhee – Davis & Floyd) Pages 59-61

Mr. Ghee reported on the past two months of the continued coordinating with SCDOT regarding a few outstanding permit applications that need additional information for SCDOT completion and approval. Finally, Mr. McGhee reports that AOS has completed four (4) additional Stops. The added stops are Stops #1184, 697, 1101, and 717. Ms. Mood commented regarding the Forest Acres shelter site pending for quite some time and in her talks with board member Andy Smith, she told us the Mr. Smith is aware that DOT is waiting for Forest Acres Gov't. to confirm. She also mentions that they are dealing with businesses in the area that is reluctant to having a shelter placed in the area in part because of past difficulties with an individual using it as their own "residential shelter" and difficulty with that problem. In spite of that, they continue to search for more ideas and designs that make the area more plausible for everyone in the area.

B. **Transit Operations Report** (Lenny Cooksey/Robert Smith) Pages 62-98

Mr. Cooksey congratulates Employees of the Month TCS subcontractor, Ayanna Whitfield and Malik Saad, a commercial contractor. Mr. Cooksey continued his presentation with his slide and attached presentation highlighting the decrease in safety and reliability complaints, overall exceeding their goals. Mr. Franklin spoke on same day cancellations, and finally stages in improvements to the software that will provide faster and more adequate notification to passengers of cancellations and no-shows that will begin in another month. Charles Hall is introduced to speak on his background in law enforcement and safety training experience. Mr. Hall told the Board of assessments he has already made and his plans to execute various classes for employees and operators.

C. **Ridership Analysis – March 2022** (Eric Harris) Verbal

Mr. Harris spoke of positive trending in the month of March on almost every route, including USC with an increase in ridership. Weekday service is up by 24% from February, and in February ridership was up by 3% in January. March ridership needs to be monitored closely. Saturday service is down by 4% and Sunday service is up by 8%. Mr. Harris also mentioned the need to monitor Route 84 (Stoneridge/Broad River area) which has been trending downward. April ridership was steady with weekdays down by 7%, Saturdays up by 29%, and Sunday service was up by 2%.

D. **Reflex/Express Route discussion** (Rosalyn Andrews/Dennis Franklin) Pages 99-100

Mr. Franklin refers to Pages 99-100 regarding Transport Care Services. Mr. Franklin spoke of the issues regarding inconvenient requirements of routes, costs, and complaints from passengers. He concluded with his recommendation to discontinue the operation of Route 97 and suspend the current operation of Routes 46, 62, and 74 until service returns to normal operations.

Chairperson Mood responded to recommendations to stop that Pilot due to decreased ridership and lack of monitoring by making a formal recommendation to the Board to discontinue the route, but not without paying the people of Batesburg/Leesville the courtesy of their input and to have a conversation regarding the plan.

Mr. Franklin expressed concern with DART routes and schedules along with passenger complaints of inconvenience.

Motion:

A motion was made by Ms. Mood that we treat the Flex route as a Fixed route and extend DART service to people within 3/4 of a mile of those routes, as we do for Fixed routes. The Motion was seconded by Ms. Gleaton.

Approved: Brennan, Furgess, Gleaton, Mood, Herbert

Motion passed.

E. **On-Time Performance Project Update** (L. Cooksey/LeRoy DesChamps)

(Item covered during the Operations update)

F. **Lucius and River Super Stop** (LeRoy DesChamps/Eric Harris) Verbal

Mr. Harris reported that 4.65 acres have been cleared, we are 22% financially complete with the project, and 45% physically complete with the project. Conversations with the City of Columbia continued discussing the exact date for the activation of the traffic lights.

G. **Improved Soda Cap Proposal** (Pamela Bynoe-Reed/Eric Harris) Verbal

Ms. Bynoe-Reed reported meeting with Visitors Bureau (Experience Columbia), Restaurant & Lodging Association, Allen University, State Museum, and The Columbia Museum of Art. Discussions included Freshman Orientations involving Allen University and Benedict College, increasing Soda Cap's presence in visitors guides along with details on how to ride the Soda Cap, hotel relationships for visitors, and the length of the route covering all of the districts,

QR Codes, and developing new maps. Suggestions on repairing the disabled trolley and ways to creatively and uniquely promote the Soda Cap route ensued.

H. **Fare-Free Discussion** (from the April Board of Directors' Meeting)
Discussion has been deferred until the next Service meeting.

5. SPECIAL COVID-19 SUB-COMMITTEE UPDATE
   a. **Update -The COMET Operations relating to COVID-19** (Lenny Cooksey/LeRoy DesChamps)
   Mr. Cooksey reported one employee that has tested positive for COVID.

   b. **Update - Vaccination Program and Impacts to Public Transit** (Bynoe-Reed)
   No Report

6. ADJOURN
   Motion:
   A motion to adjourn was made by Ms. Gleaton and seconded by Mr. Furgess.
   Approve: Aye (Voice vote, 1:48pm)
   Motion passed.

The meeting adjourned at 1:49 P.M.

CENTRAL MIDLANDS REGIONAL TRANSIT AUTHORITY

Adopted this _____, 2022.

Prepared by:

Juliet Sowell
Clerk of the Board

Reviewed by:

_____

Pamela Bynoe-Reed, Director of Marketing & Community Affairs/PIO

Approved by:

_____

Christopher Lawson, Secretary

DAVIS & FLOYD

SINCE 1954

July 7, 2022

Derrick Huggins
Interim Executive Director
The COMET
3613 Lucius Rd
Columbia, SC 29201

Re: Bus Stop Shelter and Bench Permitting - Summary of Work
D&F Job Number: 13827.00

Dear Mr. Huggins:

WORK COMPLETED THIS PERIOD:

- Site Designs, Status Reports, Effort Review, and Project Management
- Coordination with SCDOT regarding outstanding permits.
- Received 1 approved permit from SCDOT for Stop #1407 Bull Richland SB
- Bi-Weekly Meeting with Eric Harris/Blake Gibbons to discuss new work requests and review pending questions needing COMET input

WORK IN PROGRESS:

- AOS has the following stop under construction: Stop #1407 Bull Richland SB

UNRESOLVED ISSUES:

- Stop 1037 Forest Trenholm WB – SCDOT is waiting for Forest Acres to provide input before issuing permit. SCDOT removed permit application due to inactivity.

PENDING ITEMS REQUIRING CLIENT ACTION:

- Stop #1654, Approval and signature for encroachment agreement with Dixie Pipeline.

Very truly yours,

DAVIS & FLOYD

Todd J. Warren

Todd J. Warren, PE
Vice President

240 Stoneridge Drive, Suite 305, Columbia, SC 29210
O. (803) 256-4121 F. (803) 254-4549

WWW.DAVISFLOYD.COM

COMET Shelter and Bench Permitting Status July 2022

Completed Sites

Shelters

None for this period

Benches

None for this period

Boarding and Alighting

None for this period

Approved Sites

Shelters

Stop #1654 Broad Shivers NB (Awaiting signed agreement between COMET and Dixie Pipeline)

Benches

Stop #1650 Hardscrabble Bush NB (Awaiting sidewalk completion of Hardscrabble Widening)
Stop #1407 Bull Richland SB – SCDOT

Boarding and Alighting

None for this period

Sites Currently Under Permit Review

Shelters

Stop #43 Pendleton Barnwell EB – City of Columbia (City requesting neighborhood feedback)
Stop #269 Gavilan Campanella - SCDOT

Benches

Stop #223 Read Oak EB – City of Columbia (City requesting neighborhood feedback)

Sites in Design

Shelters

Stop #1094 Monticello Road and Elliot Avenue

Stop #306 Barhamville Road and Germany Street

Stop #623 Fairfield Road and Stebondale Road

Stop #788 Decker Boulevard and Wedgefield Road

Stop #1723 Killian Walmart (Working with Walmart regarding easement)

Stop #1192 Medical Park @ Prisma Health

Stop #1248 Richland Assembly WB

Stop #1147 Elmwood Park WB

Stop #422 Parklane Brighton SB

Stop #1037 Forest Trenholm WB

Benches

Stop #1707 Longcreek Drive and Cambout Street

Stop #225 Harbison Boulevard and Parkridge Drive

Stop #99 Park Abbeville SB

Stop #1378 W Hospital Sunset NB

Stop #676 Park Elmwood NB

Stop #848 Blossom Park WB

Stop #1134 Broad Zimalcrest SB

Stop #325 Broad Rushmore NB

Stop #331 Broad Shivers SB

Stop #653 Main Colleton SB

Stop #683 Main Prescott NB

Stop #1655 Broad Beatty NB

Stop #1218 Main Miller SB

Stop #21 Harden Rosewood NB

Boarding and Alighting

None for this period

RATP Dev USA Monthly Performance Report

June
2022

LIMITED SHARING

RATP DEV USA

Hot Topics:

1. COVID-19 – Lenny Cooksey
2. Customer Service –Alicia Peterson
3. Maintenance – Ron Sweeney
4. Operations – Tiffany Turner
5. Safety and Training – Charles Hall
6. Human Resources – Courtney Coney
7. Performance Indicators - Lenny Cooksey

LIMITED SHARING

Covid- 19

RATPDEV /TCS COVID-19 CASES/QUARANTINED

AS OF 7-6-2022

3

Bus Cleaning	Totals
Detailed	**391**
Fogging	**390**
Interior / Exterior	**1691**

LIMITED SHARING

RATP DEV USA

Customer Service

LIMITED SHARING

Customer Service

CUSTOMER COMMENTS

For the Period: 6/1/2022 to 6/30/2022

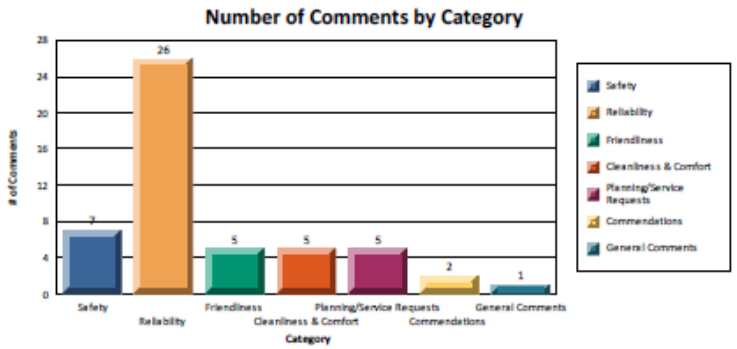

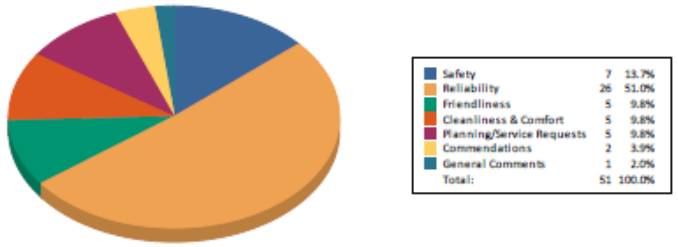

For the month of June 2022, RATP Dev had a total of 42 customer complaints comparing to 49 of May 2022, that is a 14.29% decrease from the previous month. The Safety category was decreased to 13.7% from 24.5% and the Reliability category increased to 51.0% from 36.7% of the previous month.

The complaint rate 3.56% (complaints per 10,000 riders) for the month of June is lower than our target goal of 4.00 to 6.00 complaints per 10,000 customers.

RATP Dev has been continuously addressing the customer complaint issues in different training programs, personal counseling/coaching, and other management actions.

Passenger Passed By

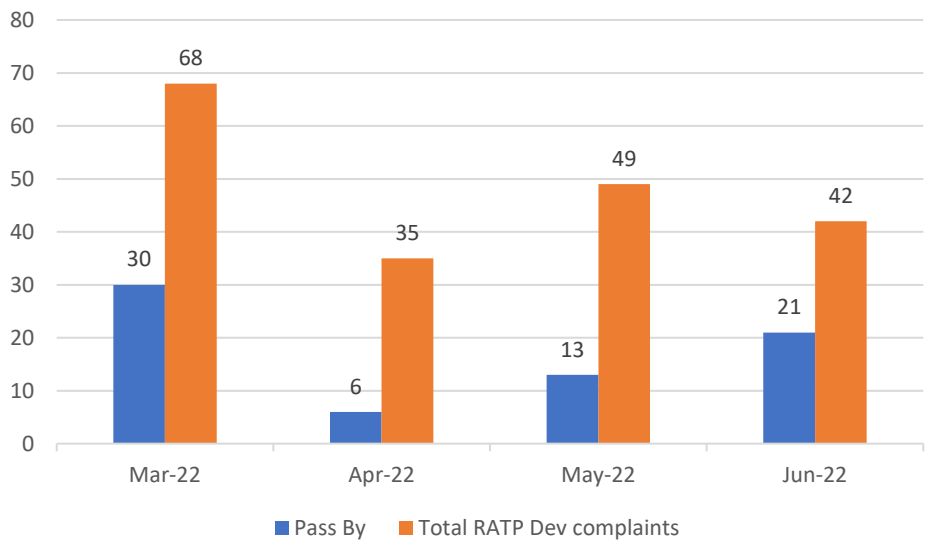

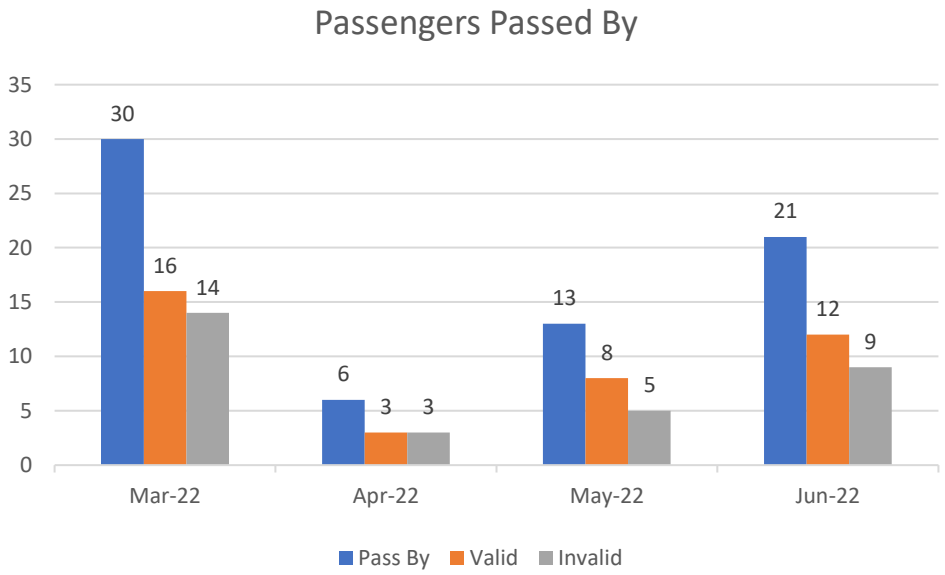

LIMITED SHARING
LIMITED SHARING

RATP DEV USA

Employee of the Month

Henry Hamilton

LIMITED SHARING
LIMITED SHARING

RATP DEV USA

Maintenance

LIMITED SHARING

Preventive Maintenance

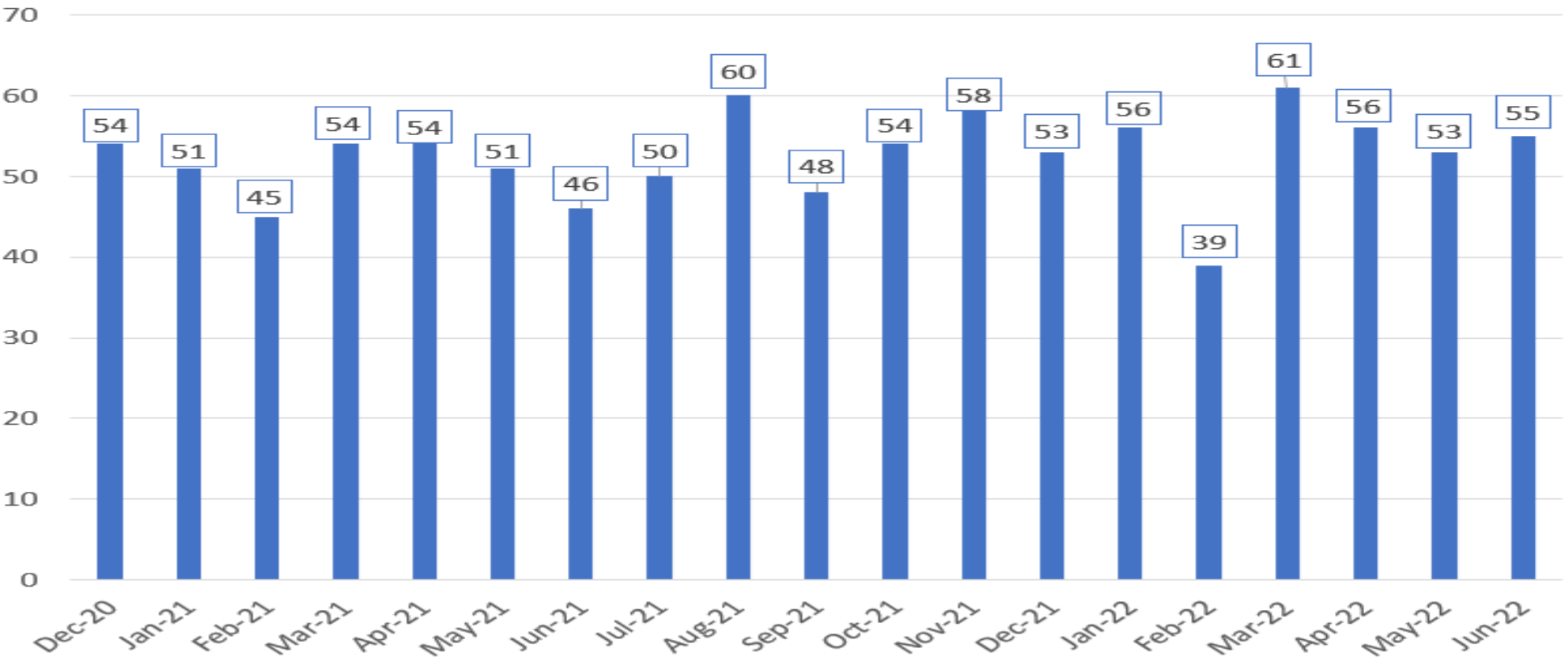

Scheduled PMIs =55
Completed PMIs = 55
100% On-Time

PMI'S ARE TRIGGERED BY ACCUMULATED MILEAGE
AMOUNT VARIES BY MONTH

RATP DEV USA

LIMITED SHARING

PM Results

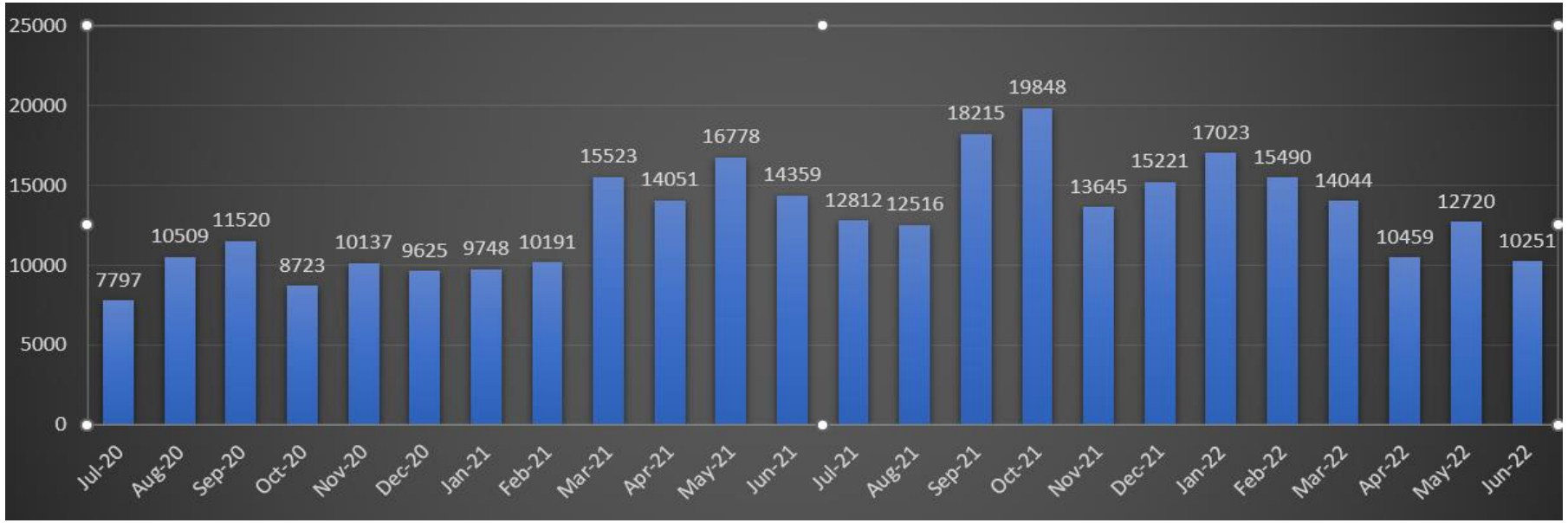

Total Miles Between Road Calls = **10,251**

Target Miles Between Road Calls = 12,000

Vehicle Preventative Maintenance Interval Statistics

LIMITED SHARING

RATP DEV USA

On Time Performance (OTP)

LIMITED SHARING

OTP for Fixed Route / DART / Flex

On-time performance is a leading indicator of service reliability and is inscribed as an essential service standard. On-time performance measures the percentage of actual arrival times that are between (0) minutes early and five (5) minutes late at designated points along transit routes. The metric is reported by the COMET's AVL system for Fixed Route (Strategic Mapping) and DART Paratransit (Trapeze).

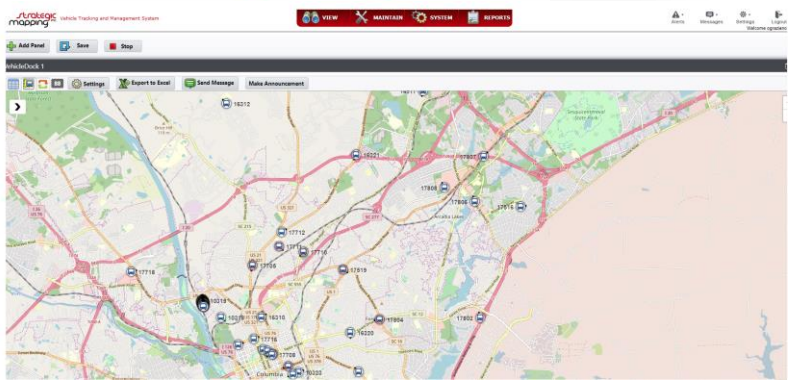

- Fixed Route OTP for June 2022: **70.04%**
- Fixed Route OTP increased by 9**%** compared to May at **64.55%**
- DART/Paratransit OTP for June 2022: **91.21%**
- DART/Paratransit OTP increased **1.15%** compared to May at **90.06%**

Clever Devices has been replaced with the new AVL system, Strategic Mapping. We are currently in phase one of three-part implementation to improve depiction of the system OTP.

May 8th Fixed Route Service Change
On Time Performance

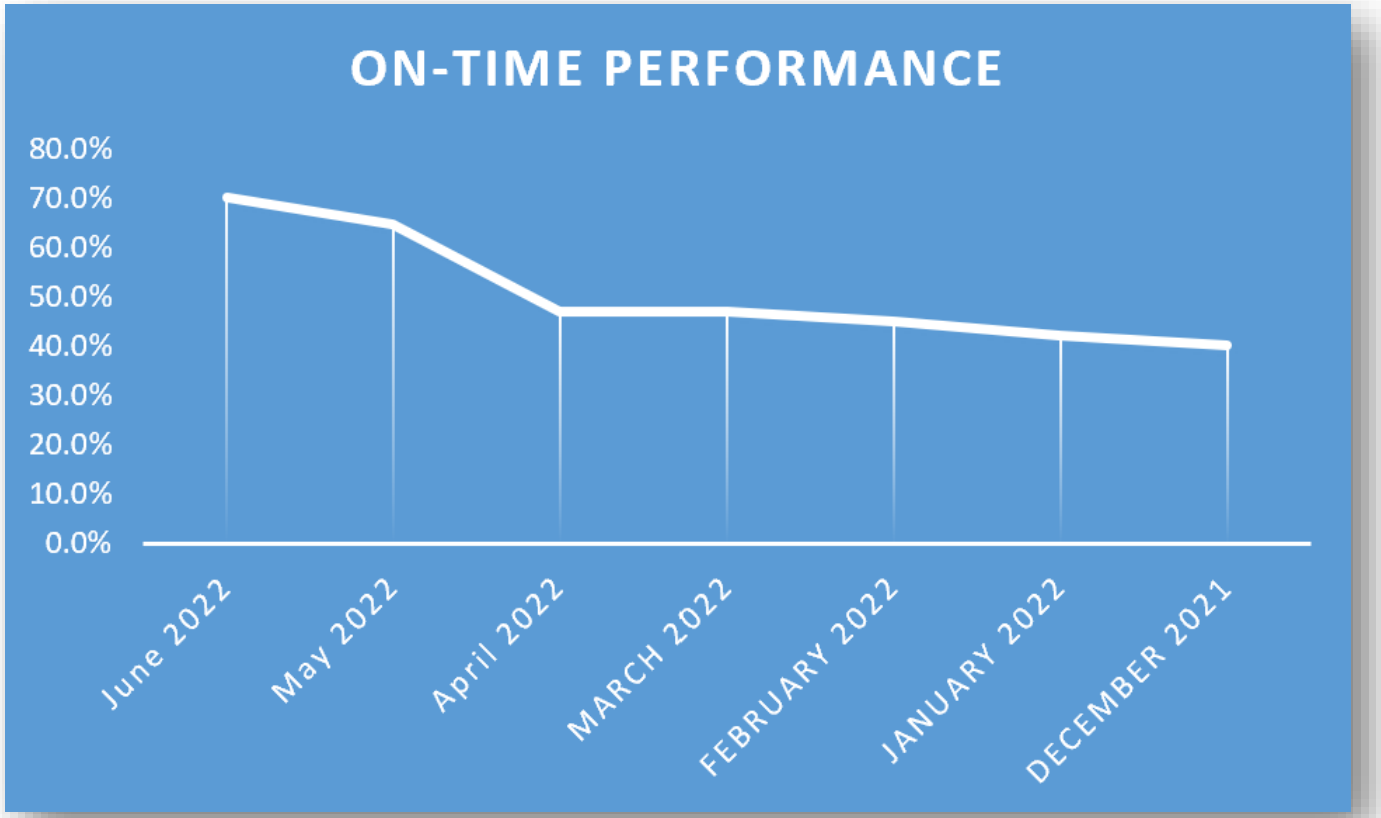

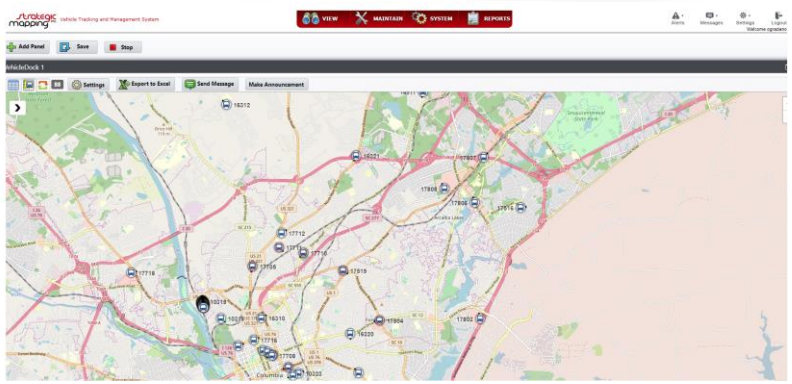

LIMITED SHARING

Ridership Summary

LIMITED SHARING

All Aboard

- **117,893 total ridership for June 2022**
- 118,084 total ridership for June 2021
- There was no significant change in ridership compared to June 2021

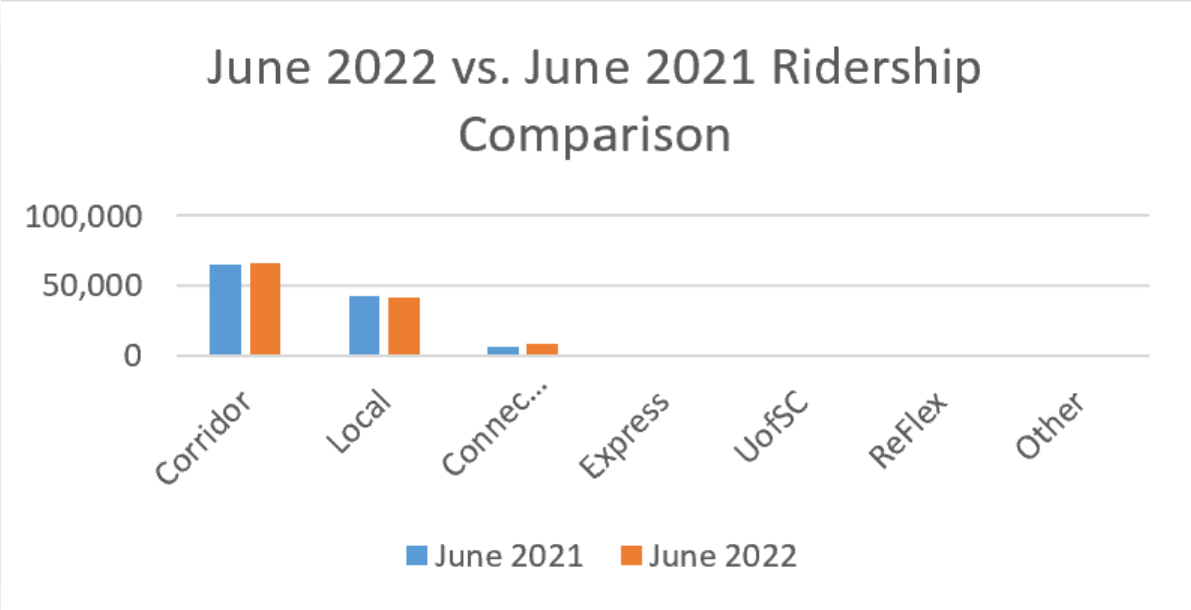

LIMITED SHARING

RATP DEV USA

Previous Month Comparison

- **117,893 total ridership for June 2022**
- 121,579 total ridership for May 2022
- Ridership decreased 3% compared to May 2022

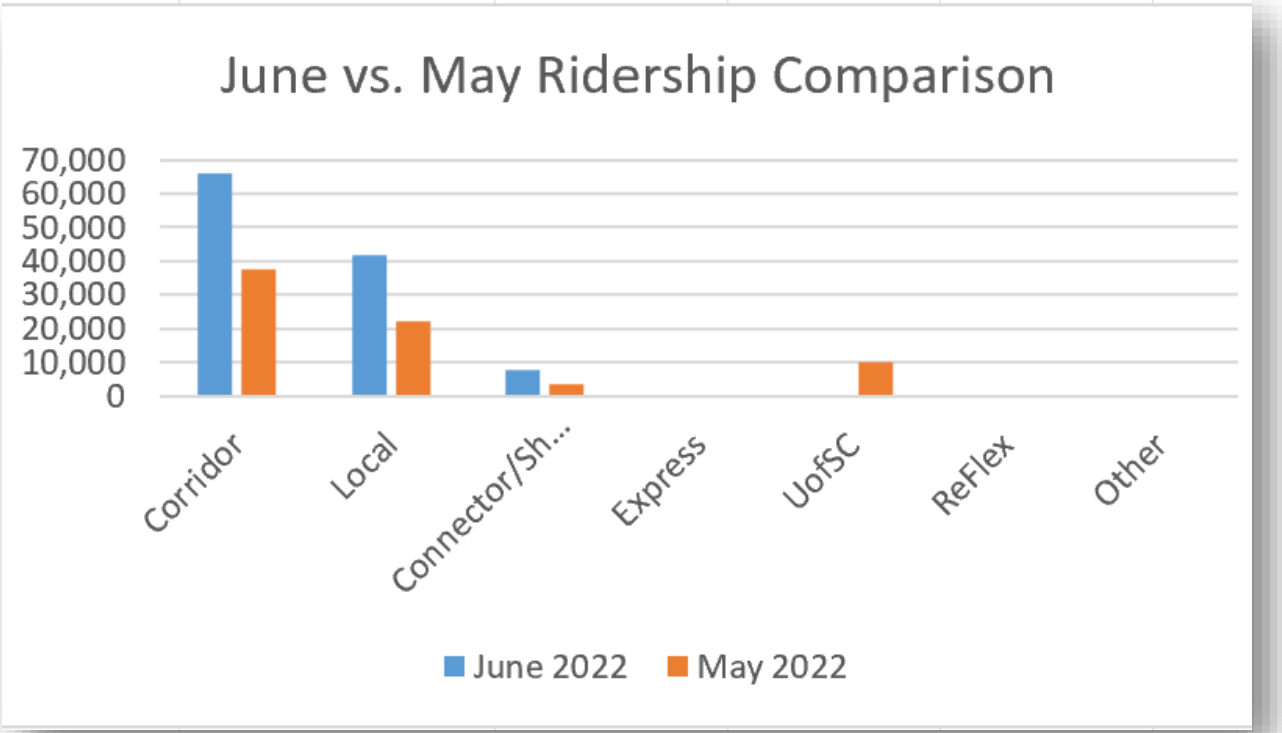

LIMITED SHARING

RATP DEV USA

Average Daily Ridership

Average Daily Ridership					
	Monthly Ridership		Average Daily Ridership		
Month	**2021**	**2022**	**2021**	**2022**	**% Change**
January	201,634	106,428	28,805	15,204	-47%
February	180,366	112,303	25,767	16,043	-38%
March	197,617	138,952	28,231	19,850	-30%
April	152,549	134,878	21,793	19,268	-12%
May	134,918	121,579	19,274	17,368	-10%
June	118,084	117,893	16,869	16,842	0%
July	111,695		15,956	-	-100%
August	137,928		19,704	-	-100%
September	158,796		22,685	-	-100%
October	138,010		19,716	-	-100%
November	101,489		14,498	-	-100%
December	112,745	-	16,106	-	
Year to Date	1,745,831	732,033	249,404	104,576	-58%

Top 5 INCREASES VS 2021

5 LARGEST RIDERSHIP INCREASES VS PREVIOUS YEAR				
		JUNE 2021 RIDERSHIP	JUNE 2022 RIDERSHIP	% INCREASE
1	93X I-26 Express	17	122	618%
2	76 Fort Jackson	52	229	340%
3	20 West Campus	89	306	244%
4	44X LR Express	36	122	239%
5	57L Killian	94	182	94%

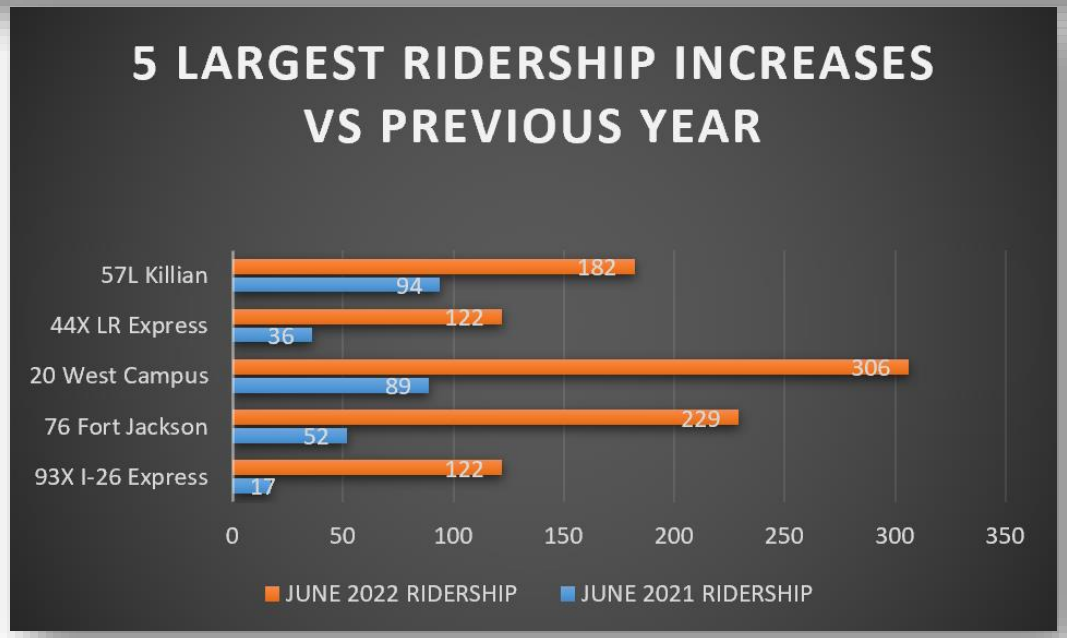

LIMITED SHARING

RATP DEV USA

Top 5 DECREASES VS 2021

5 LARGEST RIDERSHIP DECREASES VS PREVIOUS YEAR				
	ROUTES	JUNE 2021 RIDERSHIP	JUNE 2022 RIDERSHIP	% DECREASE
1	14 Express	322	213	-34%
2	84 Dutch Square	2256	1583	-30%
3	92X 12th St Ext	316	228	-28%
4	83L St. Andrews	2,434	2,037	-16%
5	6 Eau Claire	3,597	3,275	-9%

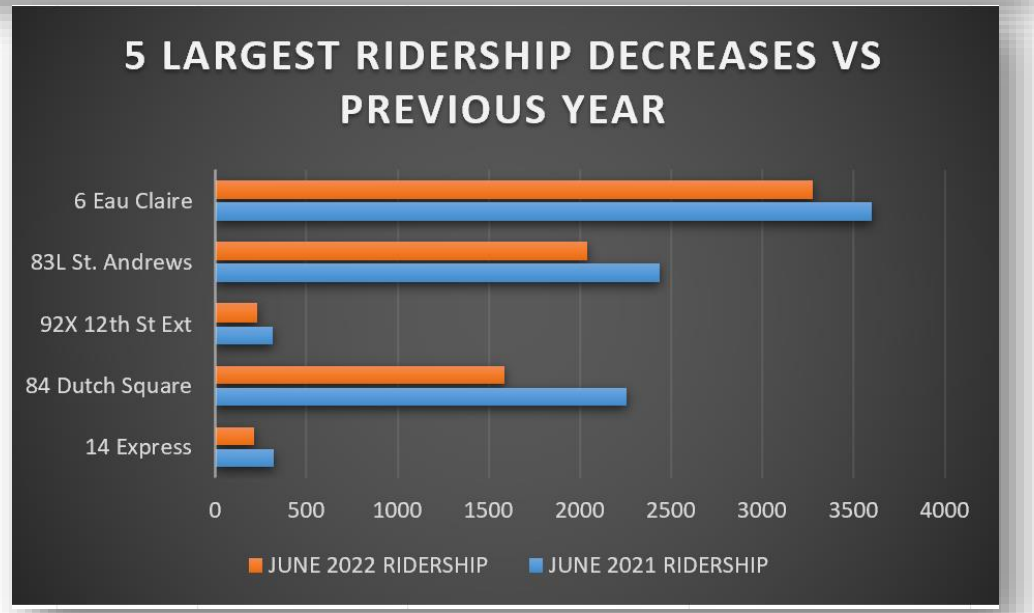

LIMITED SHARING

RATP DEV USA

GAMECOCK RIDERSHIP

UofSC Ridership June vs May				
Route	May Total	June Total	Variance	% Change
13 North Loop	26	101	75	288%
14 Express	416	213	(203)	-49%
15 Yellow	25	-	(25)	-100%
16 Greek Village	6	-	(6)	-100%
17 Green	27	-	(27)	-100%
18 Red	265	-	(265)	-100%
19 Blue	141	-	(141)	-100%
20 West Campus	427	306	(121)	-28%
24 Evening 1	4	-	(4)	-100%
25 Evening 2	5	-	(5)	-100%
2001 Gamecock Express	-	-	-	
	1,342	620	(722)	-54%

- 620 passenger boardings
- Represents 54% decrease vs May (1,342)
- Difference of 722 passengers compared to May
- Reduced Service began May 5

LIMITED SHARING

DART Ridership

2022	
June	
Requested Trips	5,881
Passenger Transported	4,948
Total Miles	49,235
Revenue Miles	44,550
Total Hours	2,956.20
Revenue Hours	2,666.00
Cancellations	
No Show	103
Cancel at Door	174
Late Cancel	78
Same Day Cancel	137
Total Cancelation Rate	9.94%
OTP Goal	90%
Actual OTP	91.21%
Above/Below Goal	1.21%

2021	
June	
Requested Trips	6,432
Passenger Transported	4,958
Total Miles	48,606
Revenue Miles	45,306
Total Hours	2,928.00
Revenue Hours	2,734.00
Cancellations	
No Show	93
Cancel at Door	173
Late Cancel	105
Same Day Cancel	355
Total Cancelation Rate	14.64%
OTP Goal	90%
Actual OTP	94.81%
Above/Below Goal	4.81%

2019	
June	
Requested Trips	8,100
Passenger Transported	6,529
Total Miles	63,703
Revenue Miles	57,094
Total Hours	4,227.50
Revenue Hours	3,549.60
Cancellations	
No Show	112
Cancel at Door	164
Late Cancel	33
Same Day Cancel	513
Total Cancelation Rate	12.59%
OTP Goal	90.00%
Actual OTP	93.36%
Above/Below Goal	3.36%

LIMITED SHARING

RATP DEV USA

DART Ridership

Differences Year over Year				
	2021	2021	2019	2019
Requested Trips	-551	-8.57%	-2,219.00	-27.40%
Passenger Transported	-10	-0.20%	-1,581.00	-24.22%
Total Miles	629	1.29%	-14,468.00	-22.71%
Revenue Miles	-756	-1.67%	-12,544.00	-21.97%
Total Hours	28.20	0.96%	-1,271.30	-30.07%
Revenue Hours	-68.00	-2.49%	-883.60	-24.89%
Cancellations				
No Show	10	10.75%	-9.00	-8.04%
Cancel at Door	1	0.58%	10.00	6.10%
Late Cancel	-27	-25.71%	45.00	136.36%
Same Day Cancel	-218	-61.41%	-376.00	-73.29%

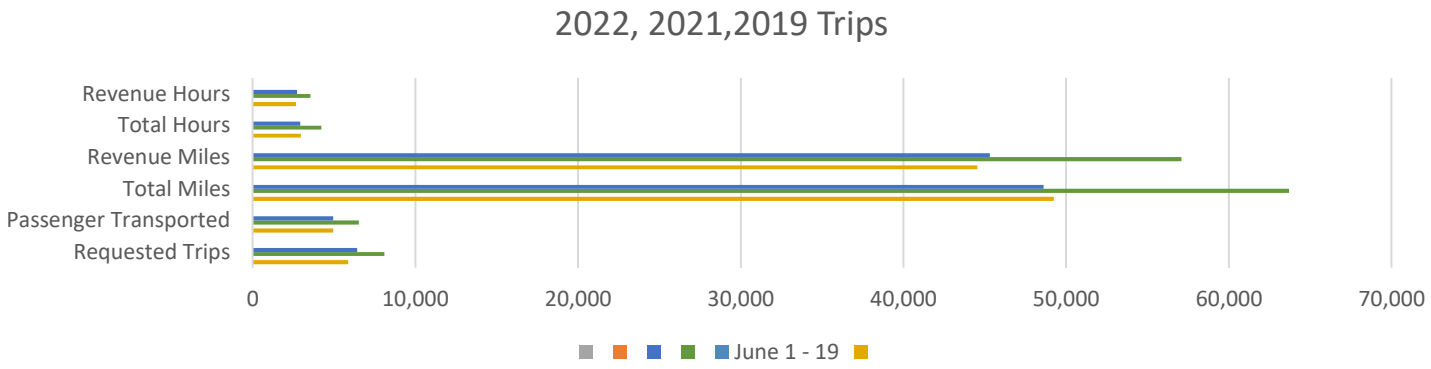

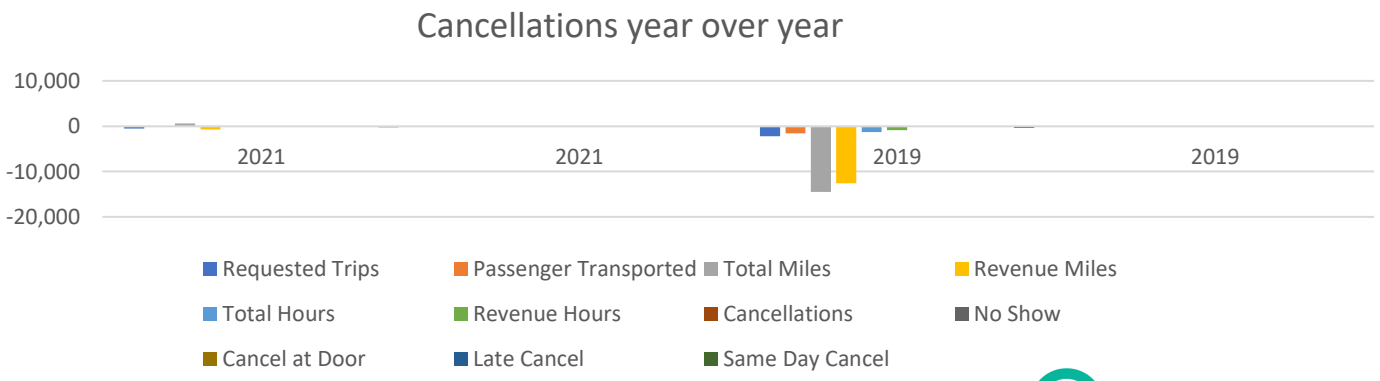

LIMITED SHARING

RATP DEV USA

Safety First, Safety Always

LIMITED SHARING

Safety First

- Safety First Safety Always
    - Monthly Meeting Agenda:
- Active Shooter
- Digital Dashboard for Safety announcements
- Safety Performance Overview
- Preventable Accidents 1
- Collisions per 100,000 – 0.86



Safety Performance

Vehicle Accidents	Fixed Route	Flex Route	DART	Total Accidents
Revenue Incidents	10	0	0	10
Deadhead Incidents	0	0.0	0.0	0
Per 100,000 Miles	4.96	0	0	4.96
Total Incidents	10	0	0	10

Injuries	Fixed Route	Flex Route	DART	Total Injuries
Revenue Incidents	5	0.0	0.0	5
Deadhead Incidents	0	0.0	0.0	0
Per 100,000 Miles	2.48	0.0	0.0	2.48
Total Incidents	5	0	0	5

LIMITED SHARING

RATP DEV USA

Human Resources

LIMITED SHARING

Organizational Chart

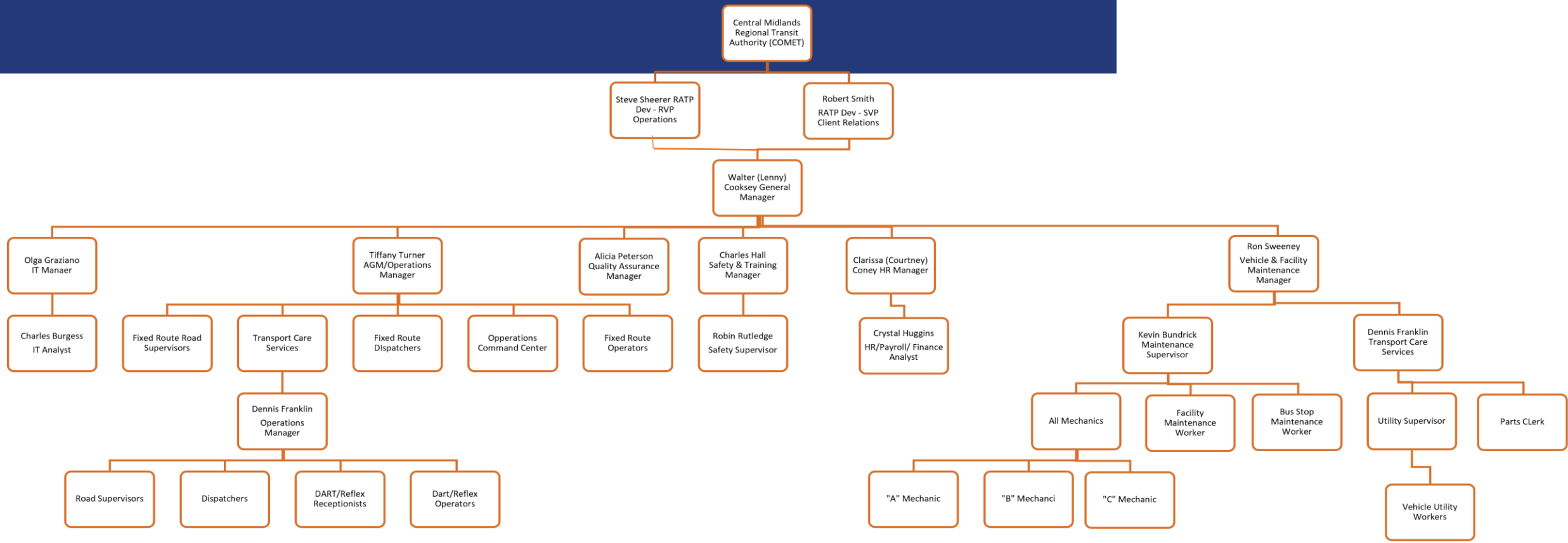

LIMITED SHARING

RATP DEV USA

Staffing & Recruitment

Description	Active	Training	Leave	Total
Fix Route Operators	108	5	7	120
U of SC Operator	15	1	2	18
Ops Supervisor (UofSC)	1			1
Dispatcher/supervisor (UofSC)	3			3
Fix Route Operations Supervisor	7			7
Fix Route Dispatcher	3			3
DART/ReFlex Reservationist	2.5			2.5
TCS Total Operators	22	2		24
IT Analyst	1			1
Mechanics	12	0	1	13
Lead mechanic/Maintenance Supervisor	1			1
Utility Worker	8	0		8
Shopkeeper	1			1
Totals	184.50	8	10	202.50

RATP DEV USA

Key Performance Indicator (KPI)

LIMITED SHARING

Key Performance Indicator (KPI)

Performance Measure	*RATP Dev Contract Goal*	RATP Dev April/Actual
On-Time Performance (Fixed Route / Paratransit)	*85% / 90%*	*70.04% / 91.21%*
Miles Between Road Calls	*12,000*	10,251
Customer Complaints (Per 10,000 Customers)	*6.0*	*3.56*
Preventable Accidents (Per 10,000 Miles)	*2*	*.50*

LIMITED SHARING

RATP Dev USA

RATP DEV USA

Thank You

M-F			Sat		Sunday
Route	Description	Boardings	Route	Boardings	Route
Rt. 1	Soda Cap 1	860	Rt. 1	84	Rt. 1
Rt. 2	Soda Cap 2	-	Rt. 2	-	Rt. 2
Rt. 3	Soda Cap 3	6	Rt. 3	-	Rt. 3
Rt 4	Orbit 4	1,519	Rt. 4	-	Rt. 4
Rt. 6	Eau Claire	2,689	Rt. 6	357	Rt. 6
Rt. 7	IWC	-	Rt. 7	-	Rt. 7
Rt. 11	Fairfield	3,187	Rt. 11	418	Rt. 11
Rt. 12	Edgewood	3,399	Rt. 12	417	Rt. 12
Rt13	North Loop	101	Rt13	-	Rt13
Rt14	Express	213	Rt14	-	Rt14
Rt15	Yellow	-	Rt15	-	Rt15
Rt16	Greek Village Express	-	Rt16	-	Rt16
Rt17	Green	-	Rt17	-	Rt17
Rt18	Red	-	Rt18	-	Rt18
Rt19	Blue	-	Rt19	-	Rt19
Rt 20	West Campus	300	Rt 20	2	Rt 20
Rt 24	Evening 1	-	Rt 24	-	Rt 24
Rt 25	Evening 2	-	Rt 25	-	Rt 25
Rt 2001	Gamecock Express	-	Rt 2001	-	
Rt. 74	Harrison-Trenholm				
Rt. 21	Rosewood	2,146	Rt. 21	292	Rt. 21
Rt. 22	Harden	305	Rt. 22	-	Rt. 22
Rt. 28/91	Springdale/Cayce	2,642	Rt. 28/91	196	
Rt. 31	Denny Terrace Reflex	66	Rt. 31	-	Rt. 31
Rt. 32	North Main - Hard Scrabble	1,629	Rt. 32	165	Rt. 32
Rt. 42	Millwood Ave	2,973	Rt. 42	409	Rt. 42
Rt. 45	Leesburg-Hazelwood	4,194	Rt. 45	550	Rt. 45
Rt. 46	Lower Richland Reflex				
Rt. 47	Eastover Reflex	193	Rt. 47	-	
Rt. 53X	Killian Express				
Rt. 55	Sandhills	2,709	Rt. 55	409	Rt. 55

Rt. 57L	Killian-Clemson Local	163	Rt. 57L	19	
Rt. 61	Shop	4,275	Rt. 61	400	Rt. 61
Rt. 62	Hopkins Reflex				
Rt. 63	Bluff				
Rt. 75	Decker-Parklane	3,403	Rt. 75	494	Rt. 75
Rt. 76	Fort Jackson	165	Rt. 76	30	Rt. 76
Rt. 77	Polo Road	802	Rt. 77	107	Rt. 77
Rt. 83L	St. Andrews Local	1,580	Rt. 83L	262	Rt. 83L
Rt. 84	Bush River/St. Andrews	1,217	Rt. 84	224	Rt. 84
Rt. 88	Beltline Crosstown	657	Rt. 88	-	Rt. 88
Rt. 96L	West Columbia/Cayce	1,102	Rt. 96L	73	
101	North Main	9,943	101	1,176	101
301	Farrow	6,649	301	533	301
401	Devine	7,134	401	836	401
501	Two Notch	10,067	501	1,130	501
701	Forest	8,622	701	1,280	701
801	Broad River	11,895	801	1,674	801
Rt. 44X	Garners Ferry Express	122		-	
Rt. 92X	12th Street Ext. Express	187	Rt. 92X	24	Rt. 92X
Rt. 93X	I-26 Express	122		-	
Rt. 97	Batesburg/Leesville Reflex	15		-	
Rt 5	Special Services	24		-	
TOTAL		97,275		11,561	
DART	ADA Paratransit	4,948	DART	0	DART
	Total Minus Reflex	97,001		11,561	
	Flex	274		-	
		97,275		11,561	

NTD		
UPT	Miles	Hours

MB PT	117,421	201,520	14,715
CB PT	472		
DR PT	4,948	49,235	2,956

Boardings	
107	1,051
-	-
-	6
-	1,519
229	3,275
-	-
318	3,923
329	4,145
-	101
-	213
-	-
-	-
-	-
-	-
-	-
4	306
-	-
-	-
-	-
	-
273	2,711
1	306
-	2,838
-	66
169	1,963
319	3,701
369	5,113
	-
-	193
	-
318	3,436

-		182		
392		5,067		
		-		
		-		
498		4,395		
34		229		
77		986		
205		2,047		
142		1,583		
-		657		
-		1,175		
1,015		12,134		
457		7,639		
568		8,538		
842		12,039		
1,033		10,935		
1,341		14,910		
-		122		
17		228		
-		122		
-		15		
-		24		
9,057	117,893	117,893		
0	4,948		Total	122,841
9,057		117,619		
-		274		
9,057		117,893		122,841