3613 Lucius Road. • Columbia, SC • 29201
WWW.CATCHTHECOMET.ORG • (O) 803.255.7133 • (F) 803.255.7113

Central Midlands Regional Transit Authority
BOARD OF DIRECTORS AGENDA
Wednesday, August 24, 2022
12:00 p.m.

Prior to entering the meeting, please turn all electronic devices (cell phones, pagers, etc.) to a silent, vibrate or off position.

OFFICERS
Allison Terracio, Chair (Richland County)
John V. Furgess, Sr., Vice Chair (Richland County Legislative Delegation)
Christopher Lawson, Secretary (Richland County)
Andy Smith, Treasurer (Forest Acres)

BOARD MEMBERS
Lill Mood (Lexington County)
Overture Walker (Richland County)
Carolyn Gleaton (City of Columbia)
Will Brennan (City of Columbia)
Representative Leon Howard (Richland County Legislative Delegation)
Dr. Robert Morris, (Richland County Legislative Delegation)
Tina Herbert (City of Columbia)

ADVISORY BOARD MEMBERS
Skip Jenkins (City of Cayce)
Debbie Summers (Town of Springdale)
Al Koon (Town of Chapin)
Mike Green (City of West Columbia)
Geraldine Robinson (Town of Eastover)
Barry Walker (Town of Irmo)
Stephen Cain (Town of Batesburg-Leesville)
William "B.J." Unthank (Lexington County Legislative Delegation)

---

1. CALL TO ORDER AND DETERMINATION OF QUORUM

2. ADOPTION OF THE AGENDA PAGES 1-2

3. MIDLANDS TRANSIT RIDERS' ASSOCIATION UPDATE (CHARLES GOSSETT/WALTER DURST – 2 MINUTES)

4. CALL TO THE PUBLIC
   A. INDIVIDUALS WISHING TO ADDRESS THE BOARD MUST SIGN UP AT INFO@THECOMETSC.GOV
   B. COMMENT TIME LIMIT – TWO (2) MINUTES PER PERSON.

5. CONSENT CALENDAR: THE FOLLOWING ITEMS LISTED UNDER THE CONSENT CALENDAR WILL BE CONSIDERED AS A GROUP AND ACTED UPON BY ONE MOTION WITH NO SEPARATE DISCUSSION, UNLESS A BOARD MEMBER SO REQUESTS. IN THAT EVENT, THE ITEM WILL BE REMOVED FOR SEPARATE DISCUSSION AND ACTION. Please limit to 2 minutes.
   A. APPROVAL OF JULY 27, 2022 BOARD MINUTES PAGES 3-9
   B. APPROVAL OF THE INVOICE PAYMENT SELECTION LISTING ENDING AUGUST 31, 2022.
      DRAFT payables 09/01/2022. (ACCOUNTING DEPARTMENT) PAGES 10-19

6. DISCUSSION AND ACTION ITEMS
    A. ON-TIME PERFORMANCE UPDATE (COOKSEY/DESCHAMPS) PAGES 20-51
    B. LUCIUS AND RIVER UPDATE (ERIC HARRIS/DERRICK HUGGINS, verbal)
    C. SODA CAP REVITALIZATION PROGRESS (BYNOE-REED/HARRIS, verbal)
    D. ACCOUNTS PAYABLE PAY CYCLE CHANGE (ROSALYN ANDREWS, verbal)
    E. CASHLESS COMET (R. ANDREWS) PAGES 52-60
    F. REIMAGINE THE COMET UPDATE (RICKY ANGUEIRA)

7. MOTION PERIODS

8. PROGRESS REPORTS – INFORMATIONAL ONLY – 1 MINUTE PER PRESENTER
    A. CHAIR REPORT & EXECUTIVE COMMITTEE UPDATE (ALLISON TERRACIO, verbal)
    B. COMMITTEE CHAIRS UPDATE
        A. SERVICE COMMITTEE UPDATES (LILL MOOD, verbal)
        B. FINANCE COMMITTEE UPDATES (DR. ROBERT MORRIS, verbal) PAGES 61-135
    C. EXECUTIVE STAFF UPDATES
        A. INTERIM CHIEF EXECUTIVE OFFICER (DERRICK HUGGINS, verbal)
            - INTERMODAL MIXED-USE DEVELOPMENT
        B. CHIEF OPERATING OFFICER (LEROY DESCHAMPS)
            - ADMINISTRATION AND OPERATIONS STAFF REPORT PAGES 136-137
        C. CHIEF FINANCIAL OFFICER (ROSALYN ANDREWS)
            - FINANCE/IT STAFF REPORT PAGE 138
        D. CIVIL RIGHTS OFFICER (DR. ARLENE PRINCE)
            - REGULATORY COMPLIANCE STAFF REPORT PAGES 139-140
            - DBE REPORT PAGES 141-144
        E. PUBLIC INFORMATION OFFICER (PAMELA BYNOE-REED)
            - MARKETING & COMMUNTY AFFAIRS REPORT PAGES 145-164
        F. REVIEW OF BOARD MOTIONS

9. EXECUTIVE SESSION
    A. **SECTION 30-4-70 (A) (5)** Discussion of matters relating to the proposed location, expansion, or the provision of services encouraging location or expansion of industries or other businesses in the area served by the public body. (PAM BAKER, Esq.)
    B. **SECTION 30-4-70 (A) (2)** - The receipt of legal advice where the legal advice relates to a pending, threatened, or potential claim or other matters covered by the attorney-client privilege, settlement of legal claims, or the position of the public agency in other adversary situations involving the assertion against the agency of a claim. (PAM BAKER, Esq.)

10. ADJOURN

All items on this agenda are subject to action being taken by the Board of Directors. Agenda order is subject to change.

GENERAL INFORMATION ABOUT BOARD MEETINGS: The COMET will make all reasonable accommodations for persons with disabilities to participate in this meeting. Upon request to the Public Information Specialist and Clerk of the Board, The COMET will provide agenda materials in appropriate alternative formats, or disability-related modification or accommodation, including auxiliary aids or services, to enable individuals with disabilities to participate in public meetings. Requests should be sent to The COMET by mail at 3613 Lucius Road, Columbia, SC 29201, by fax at (803) 255-7113, or by e-mail to info@catchthecomet.org. For language assistance, interpreter services, please contact (803) 255-7133, 711 through the Relay Service. Para información en Español, por favor llame al (803) 255-7133.

Take The COMET to The Board of Directors Meeting! Route 6 and DART serve the facility. Visit www.catchthecomet.org or call (803) 255-7100 for more details.

The COMET BOARD OF DIRECTORS MEETING minutes are prepared and presented in summary form. Audio recordings of the meetings are on file at The COMET and are part of the approved minutes. If you would like to hear the recording from the meeting, please contact Juliet Sowell at jsowell@thecometsc.gov.

Per SC Code of Laws, Title 30, Chapter 4, Section 30-4-80 - All public bodies shall notify persons or organizations, local news media, or such other news media as may request notification of the times, dates, places, and agenda of all public meetings, whether scheduled, rescheduled, or called, and the efforts made to comply with this requirement must be noted in the minutes of the meetings. The COMET complied with the notification of this meeting on July 20, 2022.

Central Midlands Regional Transit Authority
BOARD OF DIRECTORS MEETING
Wednesday, July 27, 2022 - 12:00 PM
3613 Lucius Road, Columbia, SC 29201 – Conference Room A

DRAFT

Members Present:
Allison Terracio
John V. Furgess, Sr.*
Carolyn Gleaton*
Tina Herbert
Leon Howard (12:12p)
Christopher Lawson*
Lil Mood (12:11p)
Dr. Robert Morris*
Andy Smith*
Overture Walker

Advisory Members Present:
Will Brennan**
Stephen D. Cain**
Michael Green**
Skip Jenkins**
Barry A. Walker**

Members Absent:
Skip Jenkins**
Al Koon**
Geraldine Robinson**
Debbie Summers**
William B.J. Unthank**

**Advisory Board Member
*Via Phone

Guests Present:
Pam Baker, Burr Forman LLP
Frannie Heizer, Burr Forman LLP

The COMET Staff Present:
Rosalyn Andrews, Director of Finance/CFO
Jackie Bowers, Customer Experience & Compliance Manager
Pamela Bynoe-Reed, Director of Marketing & Community Affairs/PIO
Leroy DesChamps, Director of Administration Operations/COO
Eric Harris, Planning and Development Specialist
Derrick Huggins, Executive Director/CEO
Alicia Pearson, Procurement & Compliance Manager
Arlene Prince, Director of Regulatory Compliance & Civil Rights Officer
Amaris Ray-Pope, Financial Office Assistant
Crystal Willis, Financial Accountant

Guest Present:
Steve Sherrer, RATP DEV
Lenny Cooksey, RATP DEV
Dennis Franklin, RATP DEV
Walter Durst, MTRA
Jamilla Sterling, public speaker
Chris Land, Transport Care Services
Mike Hubbell, Lone Star
Robert Smith, RATP DEV
J.T. McLawhorn, Cola Urban League
Roscoe Wilson, R.C. Wilson Group

1. CALL TO ORDER AND DETERMINATION OF QUORUM

Madam Chair Terracio called the meeting to order at 12:04 P.M.
A quorum was present at the opening of the meeting.

2. ADOPTION OF THE AGENDA Pgs. 1-2

Motion: A motion was made by Dr. Morris and seconded by Mr. Furgess
Ayes: Brennan, Furgess, Gleaton, Herbert, Lawson, Mood, Morris, Smith, Terracio, O. Walker
Nays: None.
Absent: Howard, Mood
Motion passes

3. MIDLANDS TRANSIT RIDERS' ASSOCIATION – Walter Durst

Mr. Durst reported that the schedules are "out of the box again" and requested they be replaced. Also, he is requesting, again, that the No Water Bottle rule on the bus be rescinded due to extreme hot temperatures. Finally, on behalf of an MTRA member, Mr. Durst asks "If y'all are going with the enhanced route, how quickly will you pull the shelters and benches off of the discontinued routes and will this allow to have amenities for everyone at the new stops?" Madam Chair responds that the question will be addressed at another point in the meeting.

4. CALL TO THE PUBLIC (2 minute)

J.T. McLawhorn of the Columbia Urban League - Expressed his appreciation to The COMET agency.
Jamilla Sterling – Expressed her issues with safety on The COMET buses.
Roscoe Wilson of R.C Wilson Group – Follow-up regarding bio and fossil fuel for The COMET fleet.

5. CONSENT CALENDAR

A. APPROVAL OF JUNE 22, 2022, BOARD MINUTES Pgs. 3-8
B. APPROVAL OF THE INVOICE PAYMENT SELECTION LISTING ENDING JULY 31, 2022, DRAFT payables 08/01/2022 (ACCOUNTING DEPARTMENT) Pgs. 9-20

Motion: Vice Chair Furgess made a Motion to adopt the Consent Calendar and was seconded by Ms. Gleaton.
Ayes: Brennan, Furgess, Gleaton, Herbert, Howard, Lawson, Mood, Morris, Smith, Terracio, O. Walker
Nays: None
Motion passes

DRAFT

6. DISCUSSION AND ACTION ITEMS

A. Board Officer Elections for 2022-2024

Motion: A Motion was made by O. Walker we nominate Allison Terracio as Board Chair, the Motion was seconded by Wil Brennan.
Ayes: Brennan, Furgess, Gleaton, Herbert, Howard, Lawson, Mood, Morris, Smith, Terracio, O. Walker
Nays: None
Motion passes

Motion: A Motion was made by Dr. Morris that we nominate John V. Furgess, Sr. as Board Vice Chair, the Motion was seconded by Overture Walker.
Ayes: Brennan, Furgess, Gleaton, Herbert, Howard, Lawson, Mood, Morris, Smith, Terracio, O. Walker
Nays: None
Motion passes

Motion: A Motion was made by John Furgess, Sr. that we nominate Chris Lawson as Board Secretary, the Motion was seconded by Overture Walker.
Ayes: Brennan, Furgess, Gleaton, Herbert, Howard, Lawson, Mood, Morris, Smith, Terracio, O. Walker
Nays: None
Motion passes

Motion: A Motion was made by Mr. Smith that we nominate Dr. Morris as Board Treasurer, the Motion was seconded by O. Walker.
Ayes: Brennan, Furgess, Gleaton, Herbert, Howard, Lawson, Mood, Morris, Smith, Terracio, O. Walker
Nays: None
Motion passes

B. On-Time Performance Update (Lenny Cooksey) Pgs. 21-51
Mr. Cooksey congratulates operators Henry Hamilton and Karen Williams as Employees of the Month. Regarding the On-time Performance, Mr. Cooksey acknowledges "more work to be done to move the needle from low to mid-70's" targeting the goal of increased performance to 85%. Four areas have been identified as they move into the second phase of the project. He cites currently finishing the month at 70.09%, an increase by 9% over the month of May.

DRAFT

C. Lucius and River Update (D. Huggins, M. Ransom verbal)
Director Huggins reports, in place of Mr. Harris, that they ran into some engineering issues regarding the dirt not being conducive to build upon and they are in the process now finding areas to relocate that dirt, otherwise, the project is moving along. Ms. Ransom reported some temporary issues with the sidewalk, but all is fine.

D. Soda Cap Revitalization Progress (P. Bynoe-Reed/E. Harris, verbal)
Ms. Bynoe-Reed reported that the route Maps will be redesigned to be destination specific. Ms. Reed has met with Allen University and confirmed August 12, 2022, as the Soda Cap Tour for the new, incoming students and their parents, meetings continue with the Restaurant & Lodging Association for the progressive dinner and redesigning the wraps for the cutaway and 35 ft buses to give the Soda Cap brand a new look and feel.

E. Reflex/Express Route Update (Andrews/Franklin, verbal)
Mr. Franklin reports that the change-over began July 1st, and they are 27 days into the project anticipating more accurate data at the end of the month. He reports noticing that the average passenger that was riding the REFKEX to DART, their time was cut from 7 1/2 hours down to a total transportation time of 2 hours which is a significant change.

F. Vaccination Program Update (Lill Mood/P. Bynoe-Reed, verbal)
Ms. Mood reminds the Board that the COVID pandemic is still very present, and the numbers of affected individuals in our community continues to rise 25% but the demand for our service at the transit center is not the same. Ms. Mood reminds the Board that we want to sustain distribution if there are resources to do it as long as it at their expense, not ours. Ms. Bynoe-Reed reports that the COVID-19 dollars are near depletion, however DHEC has allotted some resources to the current vendor in terms of testing and supplies, and they are willing to continue until those resources are depleted. They determined that the busiest days are Mondays and Thursdays as of August 1st, testing and vaccines can be distributed during those days and times, as initially scheduled at COMET Central. The Board will be notified by Ms. Bynoe-Reed if those dates and times change.

G. NOLO Grant Update (Michelle Ransom) Pgs. 52-60)
Ms. Ransom explains the grant for no or low emission buses and vehicles along with the infrastructure. Ms. Ransom said that funds associated were awarded to us in 2021. The process is for us to notify them of how the money awarded will be used in an application. Upon completion of the application, it was submitted to the FTA and is currently in *final concurrence*. The Grant allows us to receive two (2) battery electric buses and two (2) fuel cell buses and the associated infrastructure to power and fuel those vehicles. Meetings via telephone are held

DRAFT

weekly with stakeholders. Initially when this Grant was applied for, all components were included, i.e., construction of the fuel line, the buses, etc., so no further bidding is not necessary. Once approval is received, we can proceed. Ms. Ransom directs attention to page 60 indicating the budget of $4.1M will be received in federal funds and our local match will be ~$813,000.00. Ms. Ransom said they are counting on The Center for Transportation and Environment as they are leading this project and they are excited with our partnering. The timeline seems to go @65 weeks, but it takes about year to actually receive the buses and any additional time is used to gather data.

7. MOTION PERIODS
No further Motions

8. PROGRESS REPORTS – INFORMATIONAL ONLY

A. BOARD CHAIR REPORT & EXECUTIVE COMMITTEE UPDATE
Madame Chair wanted to extend appreciation to The COMET and First Responders regarding the handling of the recent accident. No further information has been released by investigators yet.

B. COMMITTEE CHAIR UPDATES

I. SERVICE COMMITTEE UPDATES: (Lill Mood)
No further updates.

II. FINANCE COMMITTEE (Andy Smith)
Mr. Smith reported a "robust" discussion with Ms. Ransom regarding NOLO Grant information as well as more discussion regarding DBE performance.

C. EXECUTIVE STAFF UPDATES

I. INTERIM CHIEF EXECUTIVE OFFICER
Director Huggins refers to COVID variant and testing of our employees keeping very vigilant on that matter. Director Huggins expresses satisfaction on an update on Intermodal application. He cites working closing with the Washington, DC office along with Ms. Ransom to make sure our requests are filed.

II. CHIEF OPERATING OFFICER (Leroy DesChamps) Pgs. 95-96
Mr. DesChamps referred to his report on pages 95-96. Mr. DesChamps recognized and congratulated Jackie Bowers celebrating her first anniversary with The COMET on July 16th. Based on Ms. Bowers experience and background, we are pleased to announce Ms. Bowers as our Director of Operations.

DRAFT

III. CHIEF FINANCIAL OFFICER (Rosalyn Andrews) Pg. 97
Ms. Andrews expressed her appreciation for being acknowledged in a press release regarding recent employment accolades with The COMET.

IV. CIVIL RIGHTS OFFICER (Arlene Prince) Pgs. 98-106
Dr. Prince shared that we received our letter from FTA regarding Triennial review. All findings were satisfactory, and the case is closed. Dr. Prince expressed appreciation for those who assisted with the review.
On a DBE tracking standpoint based on overall agency goal, we are at 25.4% as of May, and RATPDEV 22.5%.
Additionally, Dr. Prince requested the Board approve that we submit our FTA DBE Goal Methodology based on federal funds for the next 3 years to meet our August 1st deadline.

Motion: A Motion was made by Ms. Mood that we set our new three (3) year goal of DBE at 5.9%, the Motion was seconded by Ms. Gleaton.
Ayes: Brennan, Furgess, Gleaton, Herbert, Howard, Lawson, Mood, Smith, Terracio, O. Walker
Nays: None
Motion passes

V. PUBLIC INFORMATION OFFICER (Pamela Bynoe-Reed) Pgs. 107-109
Ms. Bynoe-Reed issued out a statement regarding the accident at WACH Fox 57's request. The statement was well received, and the media did not dig further into the matter.

VI. REVIEW OF BOARD MOTIONS
No Board Motions

9. EXECUTIVE SESSION
No Executive Session

10. ADJOUN
Motion: Ms. Mood made a motion to adjourn the meeting and seconded by Madame Chair Terracio
Ayes: Aye (Voice Vote 1:01pm)
Nays: None.
Motion passes

The meeting adjourned at 1:01 p.m.

DRAFT

CENTRAL MIDLANDS REGIONAL TRANSIT AUTHORITY

Adopted this _____, 2022

Prepared by:

_____

Juliet Sowell, Public Information Specialist & Clerk of the Board

Reviewed by:

_____

Pamela Bynoe-Reed, Director of Marketing & Community Affairs/PIO

Approved by:

_____

Christopher Lawson, Secretary

DRAFT

THE COMET
CENTRAL MIDLANDS TRANSIT

DATE: August 18, 2022 AGENDA ITEM #**5B**

TO: Central Midlands Regional Transit Authority Board of Directors

FROM: Rosalyn Andrews, Director of Finance/CFO

SUBJECT: Approval of the Draft Invoice Payment Selection Ending August 31, 2022

Requested Action: Staff recommends the Board of Directors review and approve the attached draft Invoice Payment Selection Listing with due date through August 31, 2022, and payable September 1, 2022.

Background and Summary: Attached is the draft Invoice Payment Selection Listing through August 31, 2022 for the Board's consideration. Total expense $1,943,814.17 with 19 checks and 54 ACHs would be issued.

Fiscal Impacts: Total expenses would be $1,943,814.17 as of August 31, 2022.

Recommended Motion: N/A. For review purposes only.

Attachments: Draft Invoice Payment Selection Listing.

For information regarding this staff report, please contact Rosalyn Andrews, Director of Finance/CFO at (803) 255-7135 or email randrews@thecometsc.gov.

Approved for Submission,

Rosalyn Andrews

Rosalyn Andrews, Director of Finance/CFO

Central Midlands Regional Transit Authority
3613 Lucius Road
Columbia, SC 29201

803.255.7133 – p
803.255.7113 – f
info@TheCOMETSC.gov

CatchTheCOMETSC.gov

Derrick E. Huggins, Interim CEO
Allison Terracio, Chair
John V. Furgess, Sr., Vice Chair
Christopher Lawson, Secretary
Andy Smith, Treasurer

Board Members:
Will Brennan, Stephen Cain, Carolyn Gleaton, Mike Green, Tina Herbert, Leon Howard, Skip Jenkins, Al Koon, Lill Mood, Robert Morris, Geraldine Robinson, Debbie Summers, William (B.J.) Unthank, Barry Walker, Overture Walker

Vendor Number/ Invoice Number	Dates Invoice	Dates Due	Discount	Invoice Amount	Discount Applied	Net Amount
0001421 ABLE South Carolina						
Check Entry Number: 001						
Electronic Payment: Bank Account: 2049335488			Ameris Bank			10,298.33
2948	8/8/2022	9/7/2022		5,964.08	0.00	5,964.08
Comment: Mobility Management- July 2022						
2949	8/8/2022	9/7/2022		4,334.25	0.00	4,334.25
Comment: Applications- July 2022						
			Check Entry 001 Totals:	10,298.33	0.00	10,298.33
			Vendor 0001421 Totals:	10,298.33	0.00	10,298.33
0001554 ACE Hardware - Horse & Garden, Inc.						
Check Entry Number: 001						
Electronic Payment: Bank Account: 080041305601			First Citizens			644.14
493394	7/26/2022	8/25/2022		29.99	0.00	29.99
Comment: 30 lbs @ 29.99						
493541	7/27/2022	8/26/2022		43.90	0.00	43.90
Comment: 10 gals @ 4.39 / gal						
494184	8/1/2022	8/31/2022		87.80	0.00	87.80
Comment: 20 gal @ 4.39/gal						
494504	8/3/2022	9/2/2022		103.60	0.00	103.60
Comment: 23.60 gals @ 4.39 / gal						
495387	8/9/2022	9/8/2022		147.50	0.00	147.50
Comment: 33.60 gals @ 4.39 / gal						
496228	8/15/2022	9/14/2022		87.80	0.00	87.80
Comment: 20 gals @ 4.39 / gal						
496403	8/16/2022	9/15/2022		143.55	0.00	143.55
Comment: 32.70 gals @ 4.39 / gal						
			Check Entry 001 Totals:	644.14	0.00	644.14
			Vendor 0001554 Totals:	644.14	0.00	644.14
0001055 AmeriGas Propane LP						
Check Entry Number: 001						
Electronic Payment: Bank Account: 0027481			BNY Mellon			47,507.90
3135545002	4/12/2022	5/12/2022		2,516.09	0.00	2,516.09
Comment: 1226.2 gals @ 1.92 / gal						
3135582605	4/20/2022	5/20/2022		5,415.06	0.00	5,415.06
Comment: 2639 gals @ 1.92 / gal						
3139344583	7/27/2022	8/26/2022		2,611.05	0.00	2,611.05
Comment: 1437 gals @ 1.69 / gal						
3139404296	7/29/2022	8/28/2022		1,115.28	0.00	1,115.28
Comment: 613.8 gals @ 1.68 / gal						
3139404297	7/29/2022	8/28/2022		915.95	0.00	915.95
Comment: 504.1 gals @ 1.68 / gal						
3139438368	7/30/2022	8/29/2022		2,407.54	0.00	2,407.54
Comment: 1325 gal @ 1.68/gal						
3139542360	7/31/2022	8/30/2022		5,294.22	0.00	5,294.22
Comment: 2913.7 gal @ 1.68/gal						
3139638423	8/4/2022	9/3/2022		3,146.88	0.00	3,146.88
Comment: 1731.9 gals @ 1.68 / gal						
3139732028	8/5/2022	9/4/2022		1,383.47	0.00	1,383.47
Comment: 761.4 gals @ 1.68 /gal						
3139732029	8/5/2022	9/4/2022		1,189.24	0.00	1,189.24
Comment: 654.5 gals @ 1.68 / gal						
3139763479	8/6/2022	9/5/2022		2,834.71	0.00	2,834.71
Comment: 1560.1 gals @ 1.68 / gal						
3139841187	8/9/2022	9/8/2022		3,530.63	0.00	3,530.63
Comment: 1943.1 gals @ 1.68 / gal						
3139898620	8/11/2022	9/10/2022		2,169.42	0.00	2,169.42
Comment: 1198.9 gals @ 1.67 / gal						
3139925034	8/12/2022	9/11/2022		1,625.11	0.00	1,625.11
Comment: 898.1 gals @ 1.67 / gal						
3139925035	8/12/2022	9/11/2022		823.69	0.00	823.69
Comment: 455.2 gals @ 1.67 / gal						
3139954293	8/13/2022	9/12/2022		4,296.86	0.00	4,296.86
Comment: 2374.6 gals @ 1.67 / gal						
3140032428	8/16/2022	9/15/2022		5,162.35	0.00	5,162.35
Comment: 2852.9 gals @ 1.67 / gal						
3140070359	8/17/2022	9/16/2022		1,070.35	0.00	1,070.35

DRAFT

Vendor Number/ Invoice Number	Dates Invoice	Dates Due	Discount	Invoice Amount	Discount Applied	Net Amount
Comment: 616.2 gals @ 1.60 / gal						
			Check Entry 001 Totals:	47,507.90	0.00	47,507.90
			Vendor 0001055 Totals:	47,507.90	0.00	47,507.90
0001257 ASI Flex - Admin Fees						
Check Entry Number: 001						
Electronic Payment: Bank Account: 128613463			Central Bank of Boone County			9.28
AUG 2022	8/19/2022	8/19/2022		9.28	0.00	9.28
Comment: Check Dates 8/5 & 8/19						
			Vendor 0001257 Totals:	9.28	0.00	9.28
0001256 ASI FLEX c/o Application Software, Inc.						
Check Entry Number: 001						
Electronic Payment: Bank Account: 128608478			Central Bank of Boone County			533.32
AUG 2022	8/19/2022	8/19/2022		533.32	0.00	533.32
Comment: Check Dates 8/5 & 8/19						
			Vendor 0001256 Totals:	533.32	0.00	533.32
0001167 AT&T - Atlanta						
Check Entry Number: 002		**Check Comment:**	Elevator & Fire Alarm			
Electronic Payment: Bank Account: 2000009850974			COMET Oper - Wells Fargo			345.15
0749-0722	7/22/2022	8/6/2022		345.15	0.00	345.15
Comment: Elevator & Fire Alarm						
			Vendor 0001167 Totals:	345.15	0.00	345.15
0001359 AT&T Mobility						
Check Entry Number: 001						
Electronic Payment: Bank Account: 2000009850974			COMET Oper - Wells Fargo			6,819.61
X08092022	8/1/2022	8/16/2022		6,819.61	0.00	6,819.61
			Vendor 0001359 Totals:	6,819.61	0.00	6,819.61
0001626 B&C Associates Inc.						
Check Entry Number: 001						
Electronic Payment: Bank Account: 1410004962270			Truist Bank			1,200.00
2225559	7/27/2022	8/26/2022		1,200.00	0.00	1,200.00
Comment: Fogging- Lucius Rd. 7/26/22						
			Vendor 0001626 Totals:	1,200.00	0.00	1,200.00
0001224 Bank of America						
Check Entry Number: 001						
Electronic Payment: Bank Account: 2000009850974			COMET Oper - WELLS FARGO			7,226.30
3729-0822	8/14/2022	8/29/2022		3,568.23	0.00	3,568.23
5756-0822	8/14/2022	8/29/2022		637.03	0.00	637.03
5756-0822 JULY	8/14/2022	8/29/2022		743.28	0.00	743.28
8483-0822	8/14/2022	8/29/2022		1,275.71	0.00	1,275.71
8483-0822 JULY	8/14/2022	8/29/2022		1,002.05	0.00	1,002.05
			Check Entry 001 Totals:	7,226.30	0.00	7,226.30
			Vendor 0001224 Totals:	7,226.30	0.00	7,226.30
0001244 Brink's Inc.						
Check Entry Number: 001						
Electronic Payment: Bank Account: 0002222809			Bank of America			522.78
11585169	5/28/2021	6/27/2021		522.78	0.00	522.78
Comment: CIT Service 3x Weekly- May 2021						
			Vendor 0001244 Totals:	522.78	0.00	522.78
0001018 Brownstone Construction Group						
Check Entry Number: 001						
Electronic Payment: Bank Account: 083143745401			First Citiizens			12,097.50
07-2022	7/31/2022	8/30/2022		12,097.50	0.00	12,097.50
Comment: Architect & Engineering- July 2022						
			Vendor 0001018 Totals:	12,097.50	0.00	12,097.50
0001159 Canon Financial Services						
Check Entry Number: 001						
29048390	8/13/2022	8/28/2022		588.13	0.00	588.13
Comment: Canon Copier Lease						
			Vendor 0001159 Totals:	588.13	0.00	588.13
0001606 Certified Translation Services, Inc.						
Check Entry Number: 001						

DRAFT

Vendor Number/ Invoice Number	Dates Invoice	Dates Due	Discount	Invoice Amount	Discount Applied	Net Amount
CMR-22-0004	8/16/2022	8/31/2022		339.68	0.00	339.68
Comment: DART Brochure Translation						
			Vendor 0001606 Totals:	339.68	0.00	339.68
0001664 Cherokee Inc.						
Check Entry Number: 001						
APPL5 2113	7/31/2022	7/31/2022		59,459.35	0.00	59,459.35
Comment: Lucius Rd Superstop						
			Vendor 0001664 Totals:	59,459.35	0.00	59,459.35
0000061 City Center Partnership, Inc.						
Check Entry Number: 001						
Electronic Payment: Bank Account: 083088635401			First Citizens			2,500.00
1019	8/10/2022	9/9/2022		2,500.00	0.00	2,500.00
Comment: Yellow Shirt Service- August 2022						
			Vendor 0000061 Totals:	2,500.00	0.00	2,500.00
0001555 City of Cayce						
Check Entry Number: 001						
I2203391	8/8/2022	9/7/2022		1,080.00	0.00	1,080.00
Comment: Security - 6/23, 6/27-30, 7/6						
I2203393	8/8/2022	9/7/2022		1,080.00	0.00	1,080.00
Comment: Security - 7/7, 7/8, 7/11, 7/12, 7/20						
I2203395	8/8/2022	9/7/2022		1,080.00	0.00	1,080.00
Comment: Security - 7/23, 7/25, 7/28-7/30						
			Check Entry 001 Totals:	3,240.00	0.00	3,240.00
			Vendor 0001555 Totals:	3,240.00	0.00	3,240.00
0001010 City of Columbia - Water						
Check Entry Number: 002 **Check Comment:** 1745 Sumter St.						
Electronic Payment: Bank Account: 2000009850974			COMET Oper - Wells Fargo			70.75
0540-0722	8/11/2022	8/11/2022		70.75	0.00	70.75
Comment: 1745 Sumter St.						
Check Entry Number: 003 **Check Comment:** 3800 Lucius Rd.						
Electronic Payment: Bank Account: 2000009850974			COMET Oper - Wells Fargo			183.95
5705-0722	8/11/2022	8/11/2022		183.95	0.00	183.95
Comment: 3800 Lucius Rd.						
Check Entry Number: 004 **Check Comment:** 3808 Lucius Rd.						
Electronic Payment: Bank Account: 2000009850974			COMET Oper - Wells Fargo			212.25
5706-0722	8/11/2022	8/11/2022		212.25	0.00	212.25
Comment: 3808 Lucius Rd.						
Check Entry Number: 005 **Check Comment:** 3613 Lucius Rd						
Electronic Payment: Bank Account: 2000009850974			COMET Oper - Wells Fargo			3,422.13
5754-0722	8/3/2022	8/3/2022		3,422.13	0.00	3,422.13
Comment: 3613 Lucius Rd						
			Vendor 0001010 Totals:	3,889.08	0.00	3,889.08
0000083 Columbia Fireflies, LLC						
Check Entry Number: 001						
22-0087B	7/31/2022	8/30/2022		8,269.00	0.00	8,269.00
Comment: Outfield Ad, Giveaways, Half Page Ad						
223044	8/19/2022	9/18/2022		40.00	0.00	40.00
Comment: Additional Promotion Tickets						
			Check Entry 001 Totals:	8,309.00	0.00	8,309.00
			Vendor 0000083 Totals:	8,309.00	0.00	8,309.00
0001477 Dan's Heating & Air, LLC						
Check Entry Number: 001						
I11690	4/28/2022	5/13/2022		300.00	0.00	300.00
Comment: Preventative Maintenance						
			Vendor 0001477 Totals:	300.00	0.00	300.00
0001004 Dominion Energy South Carolina						
Check Entry Number: 002 **Check Comment:** 1224 Laurel St.						
Electronic Payment: Bank Account: 2000009850974			COMET Oper - Wells Fargo			1,276.43
0664-0722	8/5/2022	8/20/2022		1,276.43	0.00	1,276.43
Comment: 1224 Laurel St.						
Check Entry Number: 003 **Check Comment:** 3613 Lucius Rd.						
Electronic Payment: Bank Account: 2000009850974			COMET Oper - Wells Fargo			6,603.18
1452-0722	7/19/2022	8/3/2022		6,603.18	0.00	6,603.18

DRAFT

Vendor Number/ Invoice Number	Dates Invoice	Dates Due	Discount	Invoice Amount	Discount Applied	Net Amount
Comment: 3613 Lucius Rd.						
Check Entry Number: 004	**Check Comment:** Fuel Island & Bus Wash					
Electronic Payment: Bank Account: 2000009850974			COMET Oper - Wells Fargo			847.91
9634-0722	7/19/2022	8/3/2022		847.91	0.00	847.91
Comment: Fuel Island & Bus Wash						
			Vendor 0001004 Totals:	8,727.52	0.00	8,727.52
0000050 Enterprise Holdings, Inc.						
Check Entry Number: 001						
Electronic Payment: Bank Account: 350700770			Commerce Bank			7,709.68
172364867370	8/1/2022	8/31/2022		7,709.68	0.00	7,709.68
Comment: July 2022- Renter Subsidy						
			Vendor 0000050 Totals:	7,709.68	0.00	7,709.68
0001543 Flock & Rally						
Check Entry Number: 001						
Electronic Payment: Bank Account: 83129844301			First Citizens Bank			13,049.93
3988	7/31/2022	8/30/2022		13,049.93	0.00	13,049.93
Comment: July 2022 Marketing Hours						
			Vendor 0001543 Totals:	13,049.93	0.00	13,049.93
0001362 Irmo Lock Company						
Check Entry Number: 001						
27349552	8/3/2022	8/18/2022		150.00	0.00	150.00
Comment: Door Repair Parts						
			Vendor 0001362 Totals:	150.00	0.00	150.00
0001489 iT1 Solutions						
Check Entry Number: 001						
Electronic Payment: Bank Account: 002232696400			Bank of America			8,422.00
13211	7/1/2022	7/16/2022		8,422.00	0.00	8,422.00
Comment: July 2022 iT Services						
			Vendor 0001489 Totals:	8,422.00	0.00	8,422.00
0001671 Janice Gary						
Check Entry Number: 001						
VTRIP JUL'22	7/31/2022	7/31/2022		78.13	0.00	78.13
Comment: Volunteer Driver - Desmond Kennedy						
VTRIP JUNE'22	7/31/2022	7/31/2022		58.50	0.00	58.50
Comment: Volunteer Driver - Desmond Kennedy						
			Check Entry 001 Totals:	136.63	0.00	136.63
			Vendor 0001671 Totals:	136.63	0.00	136.63
0001585 JF Petroleum Group						
Check Entry Number: 001						
PSINV-362879	7/26/2022	8/25/2022		359.74	0.00	359.74
Comment: Liquid Level Gauge						
PSINV-362881	7/26/2022	8/25/2022		30.69	0.00	30.69
Comment: Key Copies						
			Check Entry 001 Totals:	390.43	0.00	390.43
			Vendor 0001585 Totals:	390.43	0.00	390.43
0009665 Juliet Baker-Sowell						
Check Entry Number: 001						
JUL/AUG22 JS	8/17/2022	8/17/2022		69.26	0.00	69.26
Comment: APTA Transit Board Admin 7/29-8/3						
			Vendor 0009665 Totals:	69.26	0.00	69.26
0001635 Lone Star Transit Asset Management, LLC						
Check Entry Number: 001						
Electronic Payment: Bank Account: 488075765002			Bank of America			7,125.00
187	8/1/2022	8/16/2022		7,125.00	0.00	7,125.00
Comment: July 2022 Consulting						
			Vendor 0001635 Totals:	7,125.00	0.00	7,125.00
0001522 Lyft, Inc.						
Check Entry Number: 001						
Electronic Payment: Bank Account: 984166157			JPMORGAN CHASE			28,559.40
1001052920	7/31/2022	8/15/2022		28,559.40	0.00	28,559.40
Comment: Pick Up, Market, Night-Time- July 2022						

DRAFT

Vendor Number/ Invoice Number	Dates Invoice	Dates Due	Discount	Invoice Amount	Discount Applied	Net Amount
			Vendor 0001522 Totals:	28,559.40	0.00	28,559.40
0001678 Main Street Latin Festival						
Check Entry Number: 001						
204	8/11/2022	8/11/2022		1,750.00	0.00	1,750.00
Comment: 2022 Latin Festival Sponsorship						
			Vendor 0001678 Totals:	1,750.00	0.00	1,750.00
0001648 Melissa Amerson						
Check Entry Number: 001						
Electronic Payment: Bank Account: 18398078			All South FCU			88.50
VTRIP JUL'22	7/31/2022	7/31/2022		88.50	0.00	88.50
Comment: Volunteer Driver: John Hodge						
			Vendor 0001648 Totals:	88.50	0.00	88.50
0001248 N-Graphix						
Check Entry Number: 001						
Electronic Payment: Bank Account: 2048553461			Ameris Bank			902.25
TC2522	8/5/2022	8/12/2022		902.25	0.00	902.25
Comment: COMET Employee Apparel						
			Vendor 0001248 Totals:	902.25	0.00	902.25
0000046 Nationwide Testing Association Inc.						
Check Entry Number: 001						
Electronic Payment: Bank Account: 800106472822			Pinnacle Financial Partners			67.25
677333	8/8/2022	9/7/2022		29.00	0.00	29.00
Comment: Employee Background Check						
678483	8/8/2022	9/7/2022		38.25	0.00	38.25
Comment: Employee Drug Screen						
			Check Entry 001 Totals:	67.25	0.00	67.25
			Vendor 0000046 Totals:	67.25	0.00	67.25
0001545 Nexsen Pruet, LLC						
Check Entry Number: 001						
Electronic Payment: Bank Account: 000707905572			Bank of America			4,000.00
535931430	8/2/2022	8/2/2022		4,000.00	0.00	4,000.00
Comment: Matter No. 061920-00001						
			Vendor 0001545 Totals:	4,000.00	0.00	4,000.00
0001019 Office Depot, Inc.						
Check Entry Number: 001						
257007999001	7/25/2022	8/24/2022		401.33	0.00	401.33
Comment: Printer Ink, Receipt Paper						
257142619001	7/25/2022	8/24/2022		45.28	0.00	45.28
Comment: File Folders						
257142620001	7/25/2022	8/24/2022		416.67	0.00	416.67
Comment: Printer Ink						
			Check Entry 001 Totals:	863.28	0.00	863.28
			Vendor 0001019 Totals:	863.28	0.00	863.28
0001679 Outen Management & Consulting, LLC						
Check Entry Number: 001						
COMET098	6/25/2022	6/25/2022		936.52	0.00	936.52
Comment: Robocall- 6/20/2022 Meeting						
			Vendor 0001679 Totals:	936.52	0.00	936.52
0001222 P.J. Noble & Associates						
Check Entry Number: 001						
#1-2022-PJNA-DBE	7/21/2022	8/20/2022		3,120.00	0.00	3,120.00
Comment: DBE Participation Meeting and Goal-06/22						
#2-2022-PJNA-DBE	7/27/2022	8/26/2022		1,920.00	0.00	1,920.00
Comment: DBE Participation Meeting and Goal-7/22						
			Check Entry 001 Totals:	5,040.00	0.00	5,040.00
			Vendor 0001222 Totals:	5,040.00	0.00	5,040.00
0001497 Palmetto Exterminators, Inc.						
Check Entry Number: 001						
Electronic Payment: Bank Account: 170011999101			First Citizens			3,000.00
2692136	7/29/2022	8/28/2022		160.00	0.00	160.00
Comment: Pest Control- Facility						
2692262	7/24/2022	8/23/2022		2,840.00	0.00	2,840.00

DRAFT

Vendor Number/ Invoice Number	Dates Invoice	Dates Due	Discount	Invoice Amount	Discount Applied	Net Amount
Comment: Pest Control - Vehicles						
			Check Entry 001 Totals:	3,000.00	0.00	3,000.00
			Vendor 0001497 Totals:	3,000.00	0.00	3,000.00
0001588 Palmetto Shop LLC						
Check Entry Number: 001						
Electronic Payment: Bank Account: 009162564619			First Citizens Bank			1,175.52
2696	3/24/2022	4/23/2022		1,175.52	0.00	1,175.52
Comment: Rally Fans						
			Vendor 0001588 Totals:	1,175.52	0.00	1,175.52
0001057 PEBA - SC Retirement Systems						
Check Entry Number: 001						
Electronic Payment: Bank Account: 2000009850974			COMET Oper - Wells Fargo			29,915.28
JULY 2022	7/31/2022	8/30/2022		29,915.28	0.00	29,915.28
			Vendor 0001057 Totals:	29,915.28	0.00	29,915.28
0001144 PEBA Insurance Finance						
Check Entry Number: 002						
Electronic Payment: Bank Account: 2000009850974			COMET Oper - Wells Fargo			6,085.38
FY22-23 ADV DEPOSIT	6/22/2022	6/22/2022		6,085.38	0.00	6,085.38
			Vendor 0001144 Totals:	6,085.38	0.00	6,085.38
0001607 PEX - Prepaid Expense Card Solutions						
Check Entry Number: 001						
Electronic Payment: Bank Account: 2000009850974			COMET Oper - Wells Fargo			200.00
AUG22 VTRIP/PUP	8/1/2022	8/16/2022		200.00	0.00	200.00
Comment: COG Grant#TR20-01-001						
			Vendor 0001607 Totals:	200.00	0.00	200.00
0001405 Pitney Bowes Global Financial						
Check Entry Number: 001						
Electronic Payment: Bank Account: 2000009850974			COMET Operating Wells Fargo			31.12
3316088773	8/1/2022	8/31/2022		31.12	0.00	31.12
Comment: Lease Property Tax						
			Vendor 0001405 Totals:	31.12	0.00	31.12
0001028 Pitney Bowes Purchase Power						
Check Entry Number: 001						
Electronic Payment: Bank Account: 0001250933			Bank of NY - Mellon			240.74
0788-0622	7/5/2022	7/20/2022		230.74	0.00	230.74
Comment: Ink Refill						
0788-0722	8/5/2022	8/20/2022		10.00	0.00	10.00
Comment: Shipping, Ink Refill						
			Check Entry 001 Totals:	240.74	0.00	240.74
			Vendor 0001028 Totals:	240.74	0.00	240.74
0001494 Premier Safety						
Check Entry Number: 001						
Electronic Payment: Bank Account: 01368365745			The Huntington Nat'l Bank			950.00
08038171	8/3/2022	9/2/2022		950.00	0.00	950.00
Comment: Semi-Annual Gas Monitor Calibrations						
			Vendor 0001494 Totals:	950.00	0.00	950.00
0000091 Professional Printers						
Check Entry Number: 001						
Electronic Payment: Bank Account: 421200070106			First Horizon			805.00
265097	8/12/2022	9/11/2022		240.00	0.00	240.00
Comment: The COMET Newsletter						
265098	8/12/2022	9/11/2022		565.00	0.00	565.00
Comment: DART Guidebook						
			Check Entry 001 Totals:	805.00	0.00	805.00
			Vendor 0000091 Totals:	805.00	0.00	805.00
0001620 PXC, Inc.						
Check Entry Number: 001						
Electronic Payment: Bank Account: 20000020327635			COMET - Payroll Acct			265.53
2022080201	8/2/2022	8/2/2022		136.74	0.00	136.74
Comment: Salary Payroll - 8/5/22						
2022081001	8/10/2022	8/10/2022		128.79	0.00	128.79

DRAFT

Vendor Number/ Invoice Number	Dates Invoice	Dates Due	Discount	Invoice Amount	Discount Applied	Net Amount
Comment: Hourly Payroll - 8/12/22						
			Check Entry 001 Totals:	265.53	0.00	265.53
			Vendor 0001620 Totals:	265.53	0.00	265.53
0001000 RATP Dev USA Inc.						
Check Entry Number: 001						
Electronic Payment: Bank Account: 061939633			Bank of the West			1,586,611.31
06OCT22	7/20/2022	8/19/2022		1,586,611.31	0.00	1,586,611.31
Comment: June 1-30, 2022 Contract Services						
			Vendor 0001000 Totals:	1,586,611.31	0.00	1,586,611.31
0001160 Richland County Sheriff Dept						
Check Entry Number: 001						
2379	8/3/2022	8/18/2022		11,857.50	0.00	11,857.50
Comment: Security- 7/1/2022-7/29/2022						
			Vendor 0001160 Totals:	11,857.50	0.00	11,857.50
0001335 SC Deferred Compensation						
Check Entry Number: 001						
Electronic Payment: Bank Account: 2000009850974			COMET Oper - Wells Fargo			3,368.50
1015529566	7/20/2022	7/20/2022		3,038.50	0.00	3,038.50
Comment: 401K - July 2022						
1015531526	7/20/2022	7/20/2022		330.00	0.00	330.00
Comment: 457 Plan - July2022						
			Check Entry 001 Totals:	3,368.50	0.00	3,368.50
			Vendor 0001335 Totals:	3,368.50	0.00	3,368.50
0001022 Segra						
Check Entry Number: 001						
Electronic Payment: Bank Account: 1308007564			COMET - Operating			7,488.34
2286218	7/1/2022	7/31/2022		1,003.09	0.00	1,003.09
Comment: VOIP 5231111- 7/1/2022-7/31/2022						
2299387	7/1/2022	7/31/2022		2,799.80	0.00	2,799.80
Comment: Internet Charges- 7/1/2022-7/31/2022						
2320342	8/1/2022	8/31/2022		1,003.09	0.00	1,003.09
Comment: VOIP 5231111- 8/1/2022-8/31/2022						
2323796	8/1/2022	8/31/2022		2,682.36	0.00	2,682.36
Comment: Internet Charges- 8/1/2022-8/31/2022						
			Check Entry 001 Totals:	7,488.34	0.00	7,488.34
			Vendor 0001022 Totals:	7,488.34	0.00	7,488.34
0001521 Selman & Co LLC - Multi Billing						
Check Entry Number: 001						
Electronic Payment: Bank Account: 102006711			People's United Bank			96.16
JULY 2022	8/1/2022	8/16/2022		96.16	0.00	96.16
Comment: LBT Coverage						
			Vendor 0001521 Totals:	96.16	0.00	96.16
0001389 Shred With Us						
Check Entry Number: 001						
255792	7/26/2022	7/26/2022		74.50	0.00	74.50
Comment: Shredded Confidential Documents						
			Vendor 0001389 Totals:	74.50	0.00	74.50
0001078 Sign It Quick						
Check Entry Number: 001						
Electronic Payment: Bank Account: 1390003141			South State Bank			90.00
42925	8/3/2022	8/18/2022		90.00	0.00	90.00
Comment: Graphics Install- Dodge Durango						
			Vendor 0001078 Totals:	90.00	0.00	90.00
0001667 Smith & Jones Janitorial Supplies						
Check Entry Number: 001						
Electronic Payment: Bank Account: 1410005520174			Truist bank			215.04
219742	8/16/2022	8/16/2022		215.04	0.00	215.04
Comment: Paper Towels						
			Vendor 0001667 Totals:	215.04	0.00	215.04
0001547 Solutions for Transit						
Check Entry Number: 001						

DRAFT

Vendor Number/ Invoice Number	Dates Invoice	Dates Due	Discount	Invoice Amount	Discount Applied	Net Amount
Electronic Payment: Bank Account: 4422722680			Chase			4,166.66
22-0805COMET	8/5/2022	9/4/2022		4,166.66	0.00	4,166.66
Comment: The Reporting Solution- July 2022						
			Vendor 0001547 Totals:	4,166.66	0.00	4,166.66
0001273 Suburban Propane						
Check Entry Number: 001						
1053-219538	8/9/2022	8/16/2022		116.64	0.00	116.64
Comment: 15.9 gals @ 5.93 / gal						
			Vendor 0001273 Totals:	116.64	0.00	116.64
0001373 Transit Talent.Com						
Check Entry Number: 001						
1572208	8/12/2022	8/12/2022		135.00	0.00	135.00
Comment: Employment Ad						
			Vendor 0001373 Totals:	135.00	0.00	135.00
0001059 Trapeze Software Group, Inc.						
Check Entry Number: 001						
Electronic Payment: Bank Account: 4175554583			Wells Fargo Bank			226.94
TSMAU220483	7/28/2022	9/11/2022		226.94	0.00	226.94
Comment: Voice Minutes & SMS 4/1/22-6/30/22						
			Vendor 0001059 Totals:	226.94	0.00	226.94
0001541 UBER Technologies, Inc.						
Check Entry Number: 002	**Check Comment:**		July 2022- PUP Applications			
Electronic Payment: Bank Account: 70095168100100001			Citibank			98.27
EC4B3F	8/1/2022	8/31/2022		98.27	0.00	98.27
Comment: July 2022- PUP Applications						
			Vendor 0001541 Totals:	98.27	0.00	98.27
0001212 United Way of the Midlands						
Check Entry Number: 001						
Electronic Payment: Bank Account: 5126464594			BB&T			244.68
AUG2022	8/19/2022	9/18/2022		244.68	0.00	244.68
Comment: 2021 Campaign Pledges						
			Vendor 0001212 Totals:	244.68	0.00	244.68
0001618 Universal Distribution Grp, LLC						
Check Entry Number: 001						
Electronic Payment: Bank Account: 237035939689			Bank of America			5,790.37
5996	8/5/2022	8/20/2022		5,790.37	0.00	5,790.37
Comment: Re-Calibrated, Repair Lift in Bays 1-5						
			Vendor 0001618 Totals:	5,790.37	0.00	5,790.37
0001512 VERIZON WIRELESS						
Check Entry Number: 001						
Electronic Payment: Bank Account: 2000009850794			COMET Oper - Wells Fargo			1,254.33
9911845767	7/23/2022	8/22/2022		1,254.33	0.00	1,254.33
Comment: iPad & Tablet Data Plan						
			Vendor 0001512 Totals:	1,254.33	0.00	1,254.33
0001254 W. W. Williams						
Check Entry Number: 001						
Electronic Payment: Bank Account: 880286518			JP Morgan Chase Bank			17,600.87
067W13783	6/9/2022	7/9/2022		17,600.87	0.00	17,600.87
Comment: Bus#10319 Transmission						
			Vendor 0001254 Totals:	17,600.87	0.00	17,600.87
0001328 Waste Management						
Check Entry Number: 002	**Check Comment:**		3613 Lucius Rd.			
Electronic Payment: Bank Account: 2000009850974			COMET Oper - Wells Fargo			2,538.44
4487359-0080-6	7/18/2022	8/17/2022		2,538.44	0.00	2,538.44
Comment: 3613 Lucius Rd.						
Check Entry Number: 003	**Check Comment:**		1124 Laurel St.			
Electronic Payment: Bank Account: 2000009850974			COMET Oper - Wells Fargo			1,019.12
4487432-0080-1	7/18/2022	8/17/2022		1,019.12	0.00	1,019.12
Comment: 1124 Laurel St.						
			Vendor 0001328 Totals:	3,557.56	0.00	3,557.56
0000108 Westgate Center for Leadership						
Check Entry Number: 001						

DRAFT

Vendor Number/ Invoice Number	Dates Invoice	Dates Due	Discount	Invoice Amount	Discount Applied	Net Amount
F22FTA-02	5/3/2022	5/18/2022		700.00	0.00	700.00
Comment: FTA Procurement Training						
			Vendor 0000108 Totals:	700.00	0.00	700.00
0001470 WEX BANK						
Check Entry Number: 001						
Electronic Payment: Bank Account: 2000009850974			COMET Oper - WELLS FARGO			3,635.73
82735365	7/31/2022	8/5/2022		3,635.73	0.00	3,635.73
Comment: 870.1 gals @ 3.98 avg / gal						
			Vendor 0001470 Totals:	3,635.73	0.00	3,635.73
			Report Totals:	1,943,814.17	0.00	1,943,814.17

Total number of checks: 19

Total number of checks not printed: 19

Total number of ACH entries: 54

DRAFT

RATP Dev USA Monthly Performance Report

July
2022

LIMITED SHARING

RATP DEV USA

Hot Topics:

1. COVID-19 – Lenny Cooksey
2. Customer Service –Alicia Peterson
3. Maintenance – Ron Sweeney
4. Operations – Tiffany Turner
5. Safety and Training – Charles Hall
6. Human Resources – Courtney Coney
7. Performance Indicators - Lenny Cooksey

Covid- 19

RATPDEV /TCS COVID-19 CASES/QUARANTINED

As of 8-4-2022

03

Bus Cleaning	Totals
Detailed	**325**

LIMITED SHARING

RATP DEV USA

COVID-19 Cleaning Measures

- Transport Care Services and RATP Dev have partnered with ZEP to institute the ZEP Assure Program
- 3 Step Process
  - Deep Clean
  - Sanitize and Prime
  - Armor Coating
  - Bacterial Levels on the bus are holding at 100mg-120mg for 6 months. Same as an operating Room.
  - Process repeats ever 6 month

zep

PROFESSIONAL SOLUTIONS TO KEEP YOUR BUSINESS OPERATIONAL

Complete Cleaning and Disinfection

Transportation

Key Touch Points Disinfected

- Telephones, computers, Electronics (as approved)
- Desks, table tops, countertops and chairs
- All handles, door handlesand push plates and elevator buttons
- Public areas - cafeteria, coffee Pots, hand wash sink and fixtures
- Training area, equipment, registers & Tablets and railings
- Dispensing Equipment - Soap, Sanitizer, and Towels

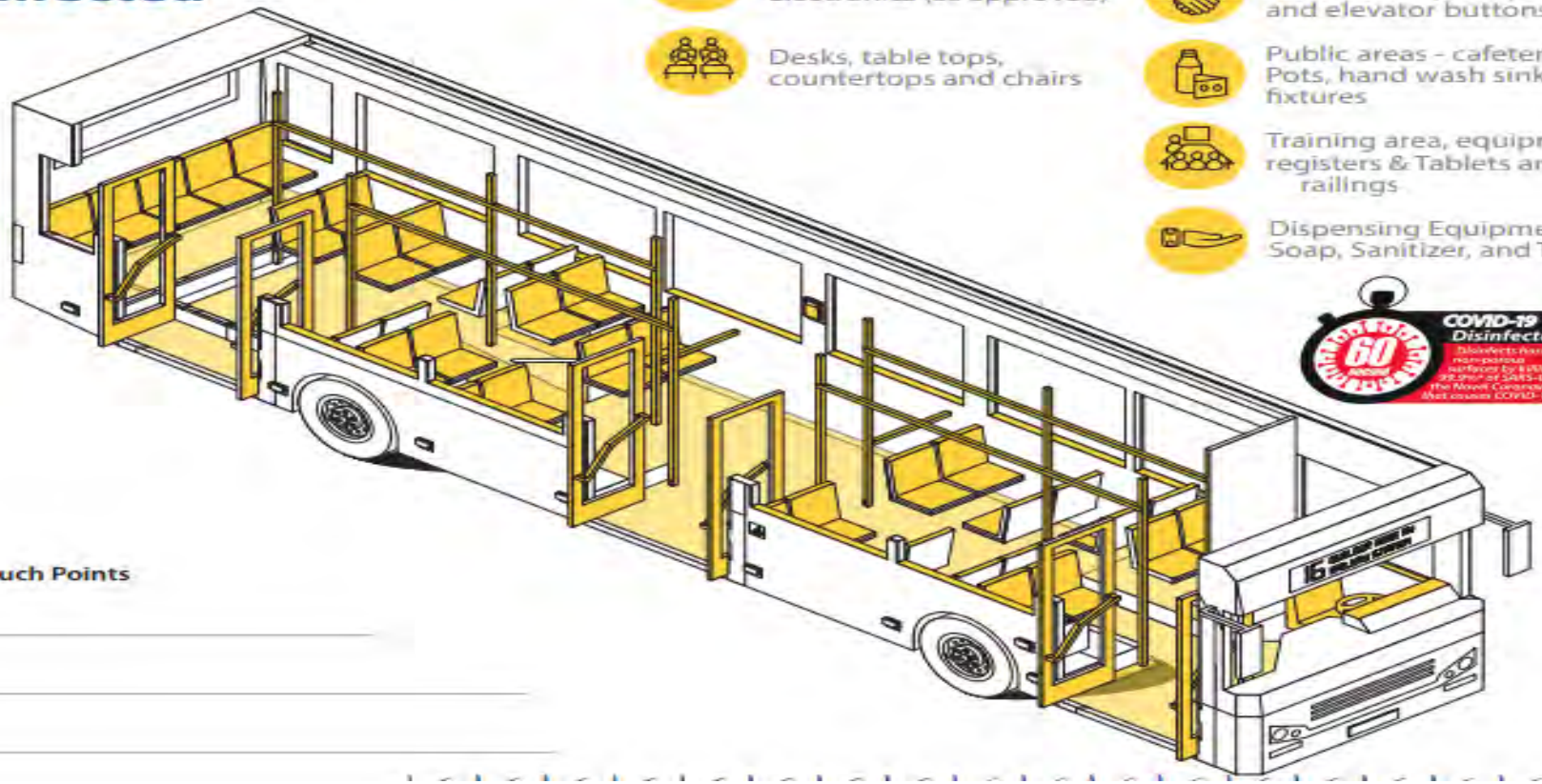

Other Touch Points

LIMITED SHARING

RATP DEV USA

Customer Service

LIMITED SHARING

Customer Service

CUSTOMER COMMENTS

For the Period: 7/1/2022 to 7/31/2022

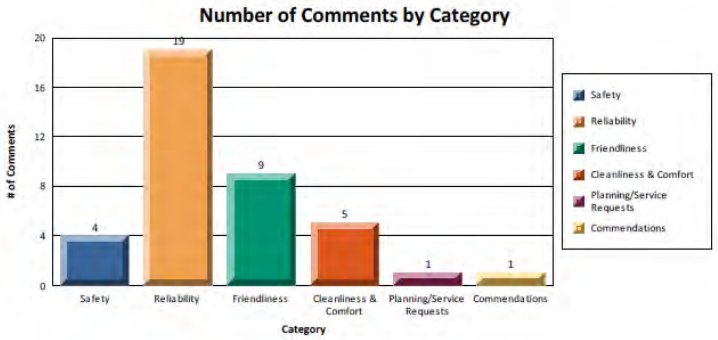

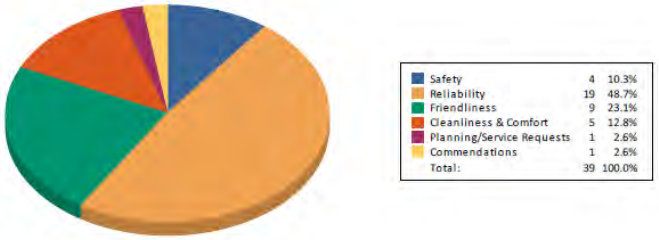

For the month of July 2022, RATP Dev had a total of 38 customer complaints comparing to 42 of June 2022, that is a 9.52% decrease from the previous month. The Safety category was decreased to 10.3% from 13.7% and the Reliability category decreased to 48.7% from 51.0% of the previous month.

The complaint rate 3.24% (complaints per 10,000 riders) for the month of June is lower than our target goal of 4.00 to 6.00 complaints per 10,000 customers.

RATP Dev has been continuously addressing the customer complaint issues in different training programs, personal counseling/coaching, and other management actions.

Employees of the Month
Clayton Odom/ Karen Williams

LIMITED SHARING

RATP DEV USA

Maintenance

LIMITED SHARING

Preventive Maintenance

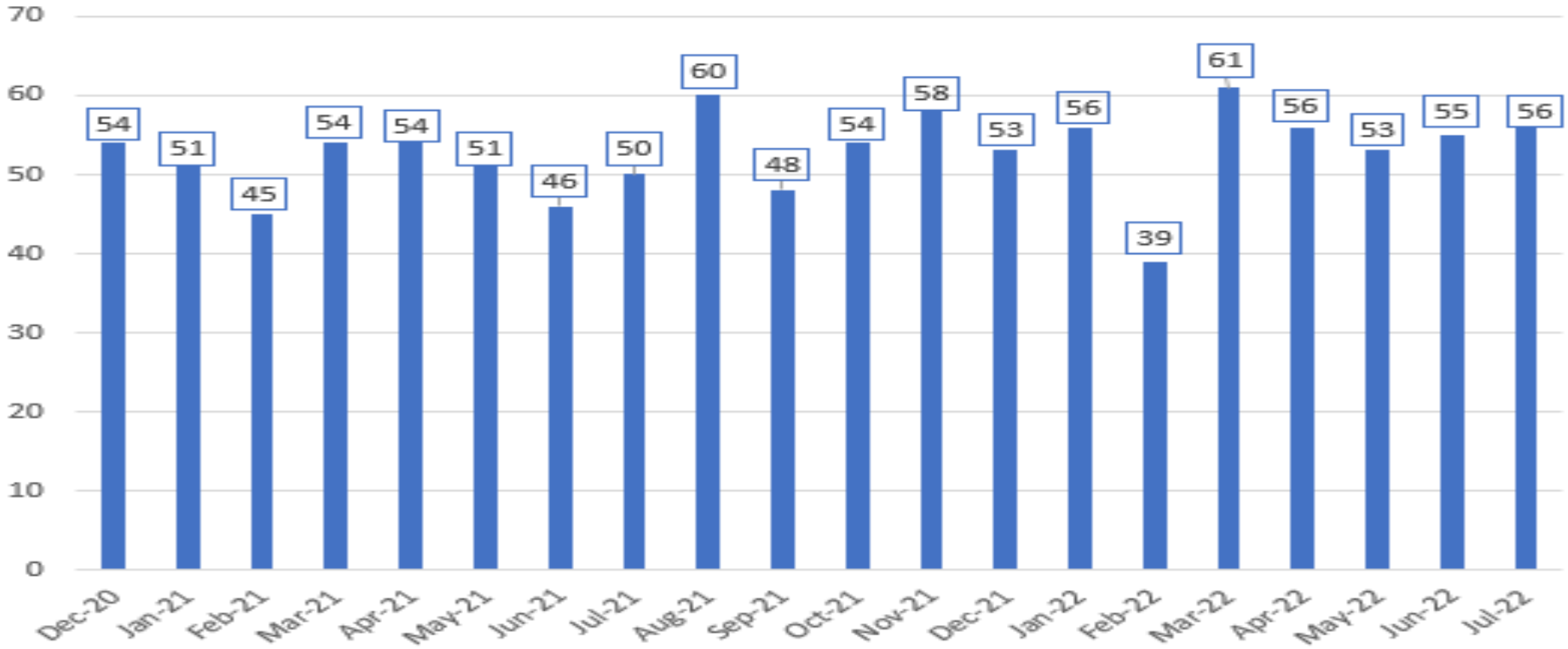

Scheduled PMIs =56
Completed PMIs = 56
100% On-Time

PMI'S ARE TRIGGERED BY ACCUMULATED MILEAGE
AMOUNT VARIES BY MONTH

RATP DEV USA

LIMITED SHARING

PM Results

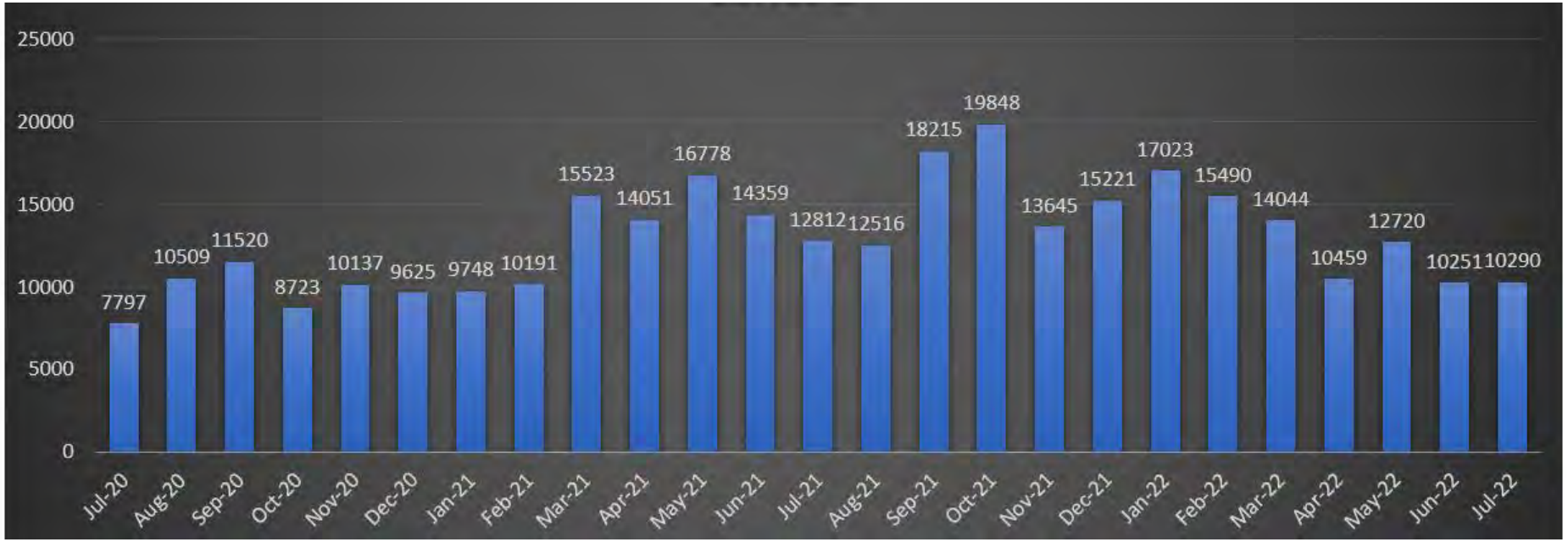

Total Miles Between Road Calls = **10,290**

Target Miles Between Road Calls = 12,000

Vehicle Preventative Maintenance Interval Statistics

LIMITED SHARING

RATP DEV USA

On Time Performance (OTP)

LIMITED SHARING

OTP for Fixed Route / DART / Flex

On-time performance is a leading indicator of service reliability and is inscribed as an essential service standard. On-time performance measures the percentage of actual arrival times that are between (0) minutes early and five (5) minutes late at designated points along transit routes. The metric is reported by the COMET's AVL system for Fixed Route (Strategic Mapping) and DART Paratransit (Trapeze).

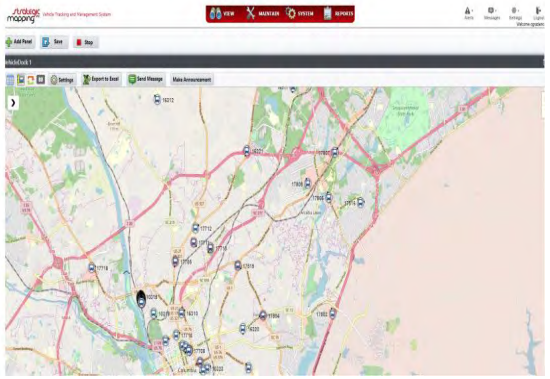

- Fixed Route OTP for July 2022: **74.03%**
- Fixed Route OTP increased by 5.69% compared to June at **70.04%**
- DART/Paratransit OTP for July 2022: **91.99%**
- DART/Paratransit OTP increased **0.85%** compared to June at **91.21%**

Clever Devices has been replaced with the new AVL system, Strategic Mapping. We are currently in phase one of three-part implementation to improve depiction of the system OTP.

On Time Performance

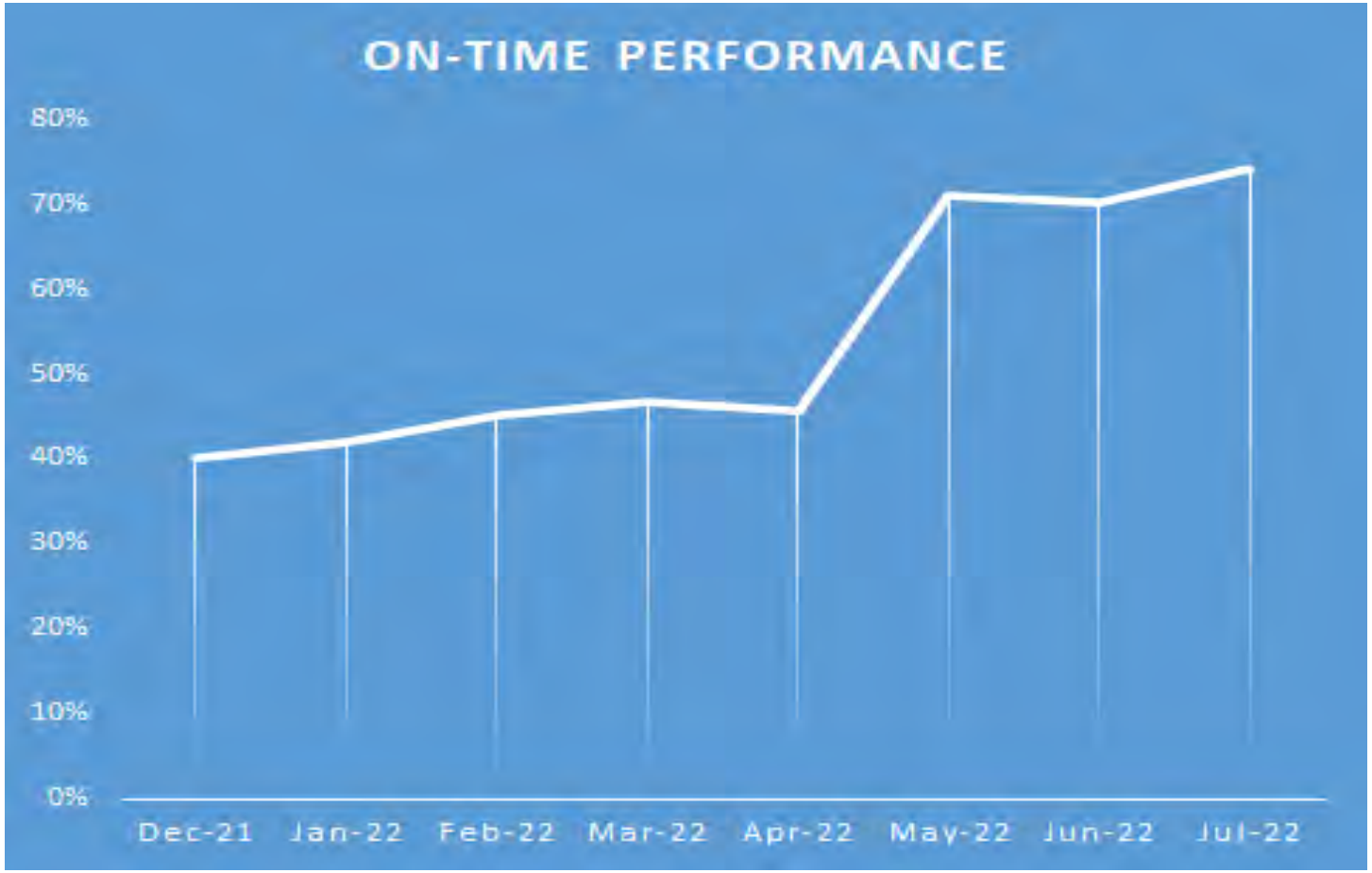

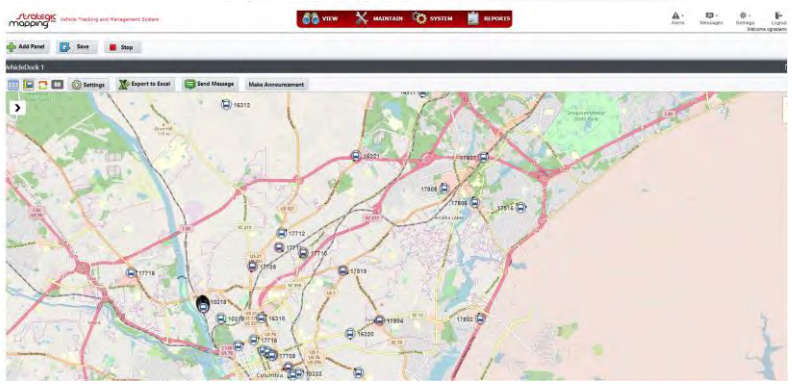

LIMITED SHARING

Ridership Summary

LIMITED SHARING

All Aboard

- **118,533 total ridership for July 2022**
- 117,893 total ridership for July 2021
- There was no significant change in ridership compared to July 2021

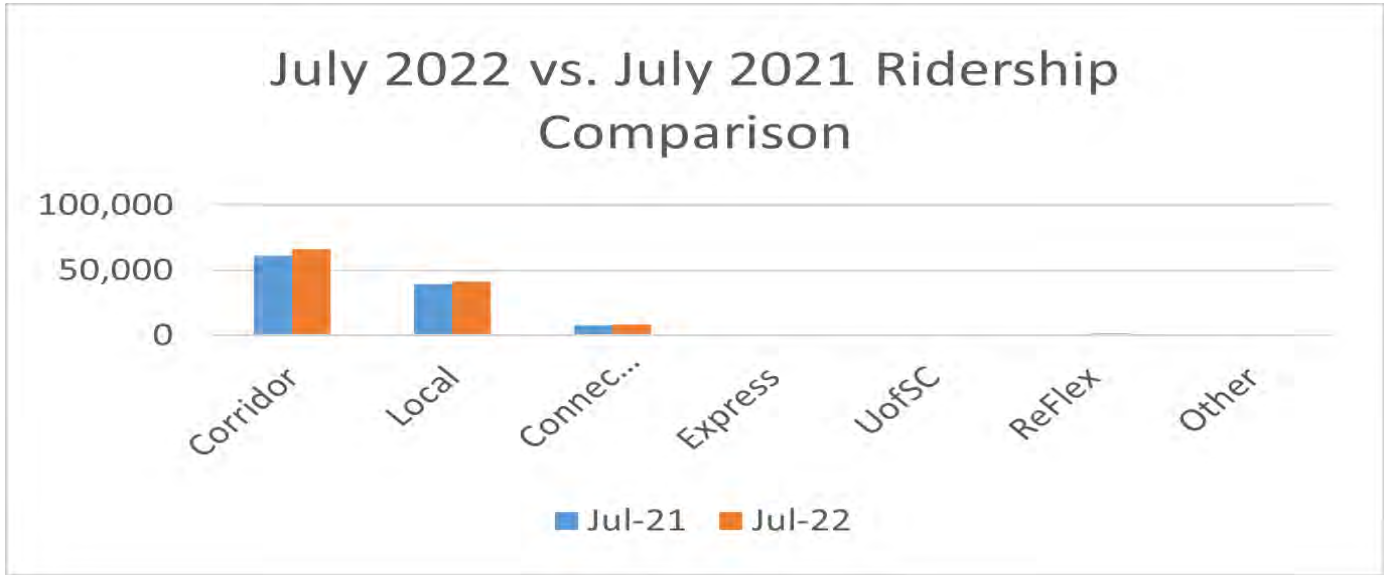

Previous Month Comparison

- **118,533 total ridership for July 2022**
- 121,579 total ridership for June 2022
- Ridership decreased -2.5% compared to June 2022

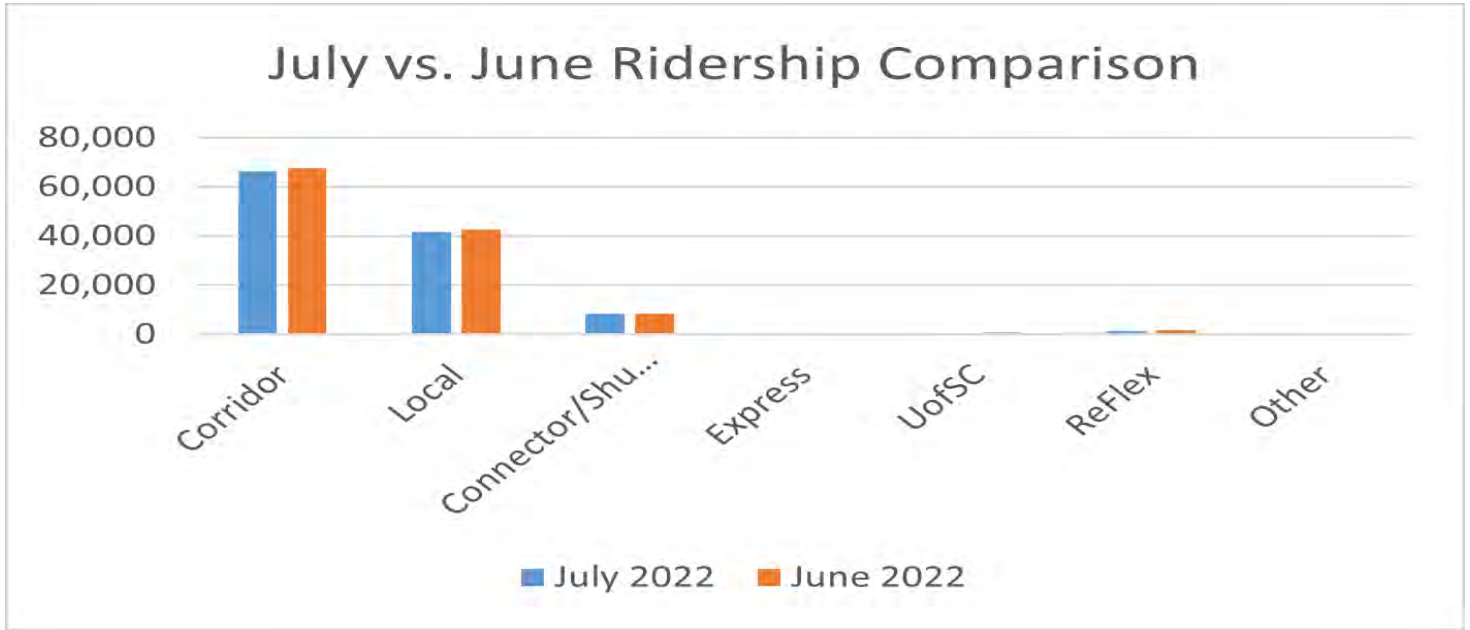

Average Daily Ridership

Average Daily Ridership					
	Monthly Ridership		Average Daily Ridership		
Month	**2021**	**2022**	**2021**	**2022**	**% Change**
January	201,634	106,428	28,805	15,204	-47%
February	180,366	112,303	25,767	16,043	-38%
March	197,617	138,952	28,231	19,850	-30%
April	152,549	134,878	21,793	19,268	-12%
May	134,918	121,579	19,274	17,368	-10%
June	112,849	121,607	16,121	17,372	8%
July	111,695	118,533	15,956	16,933	6%
August	137,928		19,704	-	-100%
September	158,796		22,685	-	-100%
October	138,010		19,716	-	-100%
November	101,489		14,498	-	-100%
December	112,745	-	16,106	-	
Year to Date	1,740,596	854,280	248,657	122,040	-51%

LIMITED SHARING

RATP DEV USA

Top 5 INCREASES VS 2021

5 LARGEST RIDERSHIP INCREASES VS PREVIOUS YEAR				
	ROUTES	JULY 2021 RIDERSHIP	JULY 2022 RIDERSHIP	% INCREASE
1	Route 76 - Fort Jackson	68	271	299%
2	Route 44X - Lower Richland Express	42	106	152%
3	Route 57L - Killian/Clemson	112	239	113%
4	Route 93X - I-26 Express	38	77	103%
5	Soda Cap 4 - COMET Central	1,010	1,614	60%

LIMITED SHARING

Top 5 DECREASES VS 2021

5 LARGEST RIDERSHIP DECREASES VS PREVIOUS YEAR				
	ROUTES	JULY 2021 RIDERSHIP	JULY 2022 RIDERSHIP	% INCREASE
1	Soda Cap 3	88	0	-100%
2	92x 12 St. Ext	2,505	936	-63%
3	17 Green	139	74	-47%
4	84 Dutch Squar	253	135	-47%
5	55 Sandhills	284	216	-24%

LIMITED SHARING

RATP DEV USA

GAMECOCK RIDERSHIP

UofSC Ridership July vs June				
Route	July 2022 Total	June 2022 Total	Variance	% Change
13 North Loop	132	102	30	-29%
14 Express	74	313	239	76%
15 Yellow	0	0	0	0%
16 Greek Village	0	0	0	0%
17 Green	0	0	0	0%
18 Red	0	0	0	0%
19 Blue	0	0	0	0%
20 West Campus	218	300	82	27%
24 Evening 1	0	0	0	0%
25 Evening 2	0	0	0	0%
2001 Gamecock Express	0	0	0	0%
	424	715	291	-69%

- 424 passenger boardings
- Represents 69% decrease vs June (715)
- Difference of 219 passengers compared to June
- Reduced Service began May 5

LIMITED SHARING

DART Ridership

2019	
July	
Requested Trips	8,699
Passenger Transported	7,003
Total Miles	67,654
Revenue Miles	61,156
Total Hours	4,506.00
Revenue Hours	3,738.10
Cancellations	
No Show	119
Cancel at Door	166
Late Cancel	42
Same Day Cancel	638
Total Cancelation Rate	13.78%
OTP Goal	90.00%
Actual OTP	91.32%
Above/Below Goal	1.32%

2021	
July	
Requested Trips	6,233
Passenger Transported	5,096
Total Miles	46,033
Revenue Miles	42,654
Total Hours	3,077.00
Revenue Hours	2,863.00
Cancellations	
No Show	78
Cancel at Door	134
Late Cancel	93
Same Day Cancel	414
Total Cancelation Rate	14.11%
OTP Goal	90%
Actual OTP	94.46%
Above/Below Goal	4.46%

2022	
July	
Requested Trips	5,864
Passenger Transported	4,853
Total Miles	48,784
Revenue Miles	43,940
Total Hours	2,896.80
Revenue Hours	2,567.30
Cancellations	
No Show	113
Cancel at Door	169
Late Cancel	48
Same Day Cancel	143
Total Cancelation Rate	9.75%
OTP Goal	90%
Actual OTP	91.99%
Above/Below Goal	1.99%

DART Ridership

Differences Year over Year				
	2021	2021	2019	2019
Requested Trips	-369	-5.92%	-2,835.00	-32.59%
Passenger Transported	-243	-4.77%	-2,150.00	-30.70%
Total Miles	2,751	5.98%	-18,870.00	-27.89%
Revenue Miles	1,286	3.01%	-17,216.00	-28.15%
Total Hours	-180.20	-5.86%	-1,609.20	-35.71%
Revenue Hours	-295.70	-10.33%	-1,170.80	-31.32%
Cancellations				
No Show	35	44.87%	-6.00	-5.04%
Cancel at Door	35	26.12%	3.00	1.81%
Late Cancel	-45	-48.39%	6.00	14.29%
Same Day Cancel	-271	-65.46%	-495.00	-77.59%

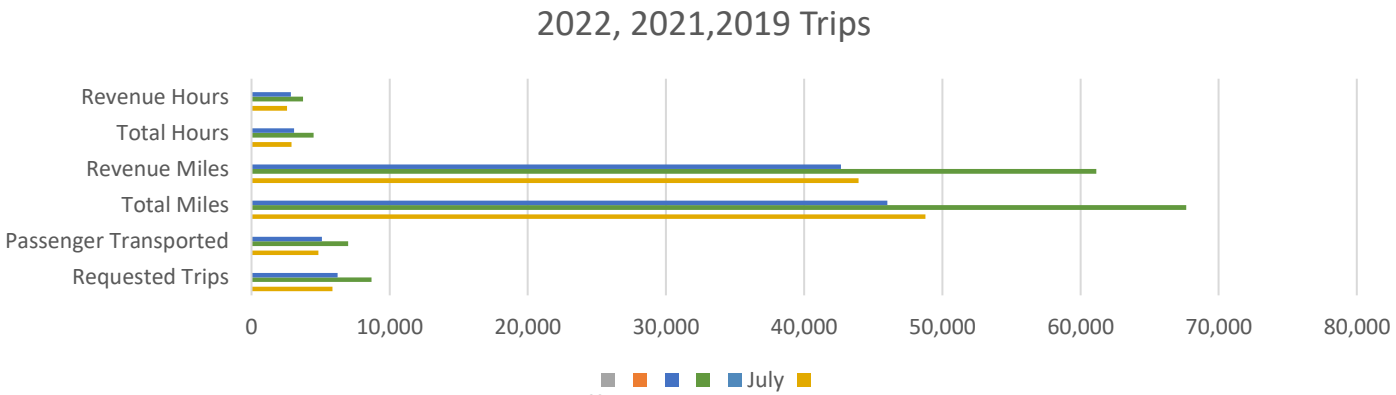

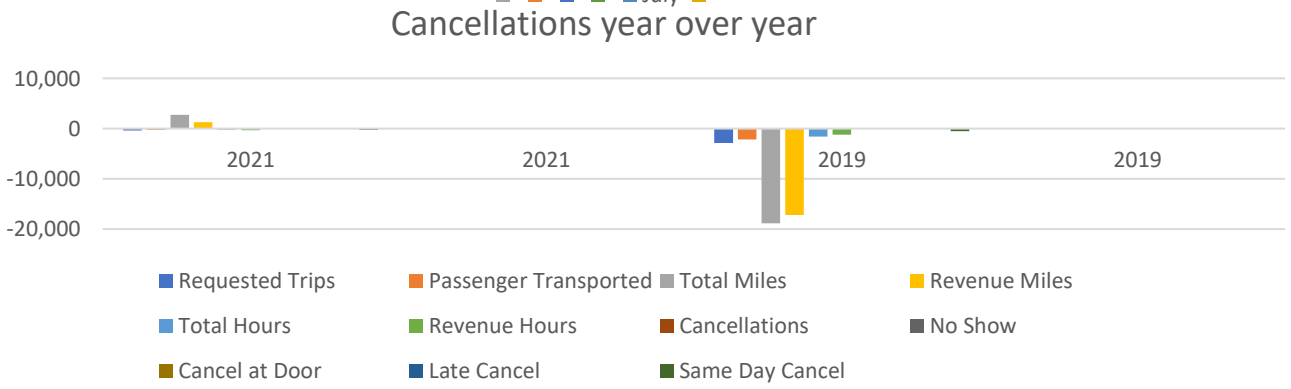

LIMITED SHARING

RATP DEV USA

Safety First, Safety Always

LIMITED SHARING

Safety First

- Safety First Safety Always
- Safety Meeting - Curbing Distracting Driving
- Facilities Inspection
- Mandatory Safety Bulletin

  - Mobility Safety and Passenger Securement
- Safety Announcements

  - Bus Securement
- Preventable – 3 (1.08 per 100,000)
- Total Collisions – 4.68 per 100,000



LIMITED SHARING

RATP DEV USA

Safety Performance

Vehicle Accidents				
	Fixed	Flex	Dart	Total
Revenue Incidents	13	0	0	13
Deadhead Incidents	0	0	0	0
Per 100,000 Miles	4.68	0	0	4.68
Total Incidents	13	0	0	13

Injuries				
	Fixed	Flex	Dart	Total
Revenue Injuries	5	0	0	5
Deadhead Injuries	0	0	0	0
Per 100,000 Miles	1.79	0	0	1.79
Total Injuries	5	0	0	5

LIMITED SHARING

RATP DEV USA

Human Resources

LIMITED SHARING

Organizational Chart

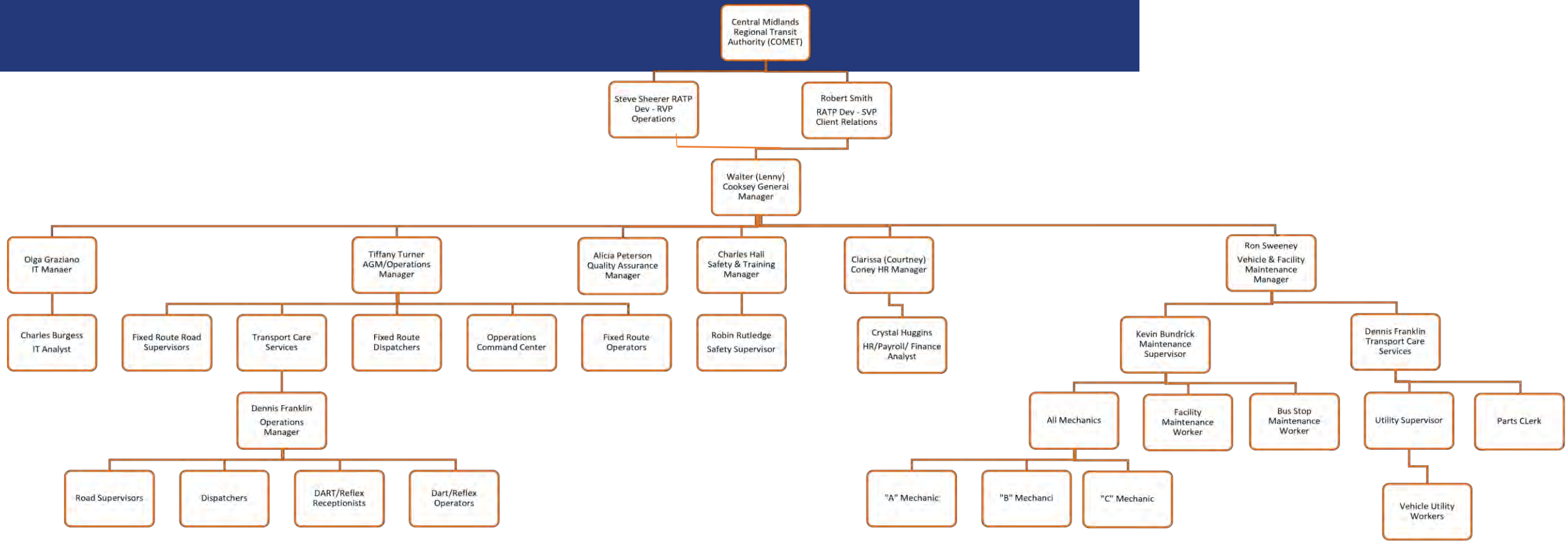

LIMITED SHARING

RATP DEV USA

Staffing & Recruitment

Description	Active	Training	Leave	Total
Fix Route Operators	100	10	4	114
U of SC Operator	23	0	2	25
Ops Supervisor (UofSC)	1			1
Dispatcher/supervisor (UofSC)	3			3
Fix Route Operations Supervisor	7			7
Fix Route Dispatcher	3			3
DART/ReFlex Reservationist	2.5			2.5
TCS Total Operators	22	2		24
IT Analyst	1			1
Mechanics	12	0	1	13
Lead mechanic/Maintenance Supervisor	1			1
Utility Worker	8	0		8
Shopkeeper	1			1
Totals	184.50	8	10	203.50

Key Performance Indicator (KPI)

LIMITED SHARING

Key Performance Indicator (KPI)

Performance Measure	*RATP Dev Contract Goal*	RATP Dev April/Actual
On-Time Performance (Fixed Route / Paratransit)	*85% / 90%*	*74.05% / 91.99%*
Miles Between Road Calls	*12,000*	10,251
Customer Complaints (Per 10,000 Customers)	*6.0*	*3.24*
Preventable Accidents (Per 10,000 Miles)	*2*	*0.11*

LIMITED SHARING

RATP Dev USA

RATP DEV USA

Thank You

THE COMET
CENTRAL MIDLANDS TRANSIT

DATE: August 4, 2022 BOARD AGENDA ITEM # 6E

TO: Central Midlands Regional Transit Authority Finance Committee

FROM: Rosalyn Andrews, Director of Finance/CFO

SUBJECT: Going Cashless on Buses

Contactless Payment, is the Future of Public Transit

Benefit of cashless system

- Speed of boarding (allowing to increase OTP): research shows that cashless systems, in which transit users scan a card or phone, move passengers more quickly through a transit system.

Fare Collection System	Average Boarding Time	Suggested Default Boarding Time
Putting exact change into a farebox	2.9-5.1 seconds	4.5 seconds/passenger
Using a smart card	2.5-3.2 seconds	2.75 seconds/passenger
Visual inspection (paper transfer, flash pass, or mobile phone)	1.6-2.6 seconds	1.75 seconds/passenger

- Data collection: Digital fare collection means transit agencies can collect more ridership data, assisting agencies in transit service planning. We can analyze how boardings differ by time of day or day of week, on each route, by type of rider. The data tells us if the frequency of transit differs between riders with monthly passes and riders paying on an individual trip basis and can be used to create other tools that support transportation planning efforts.

Reason to consider going cashless

- Cashless Operations has no negative impact; Transactions are faster; Currency carries germs.

Timeline:

Announce to public 4th quarter 2022; transition to ticket vending machines (TVM) 2023 – will be ordering 5 TVM; Full cashless

1st quarter 2024

Rosalyn Andrews

Rosalyn Andrews

INSIGHTS

Top 10 reasons why your city needs contactless payments

HOW AUTOMATED FARE COLLECTION CAN REVOLUTIONIZE YOUR AGENCY

Contactless payments around the world have skyrocketed as people look for touch free payment experiences amid the coronavirus pandemic. The crisis has boosted the positive perception of contactless payments because it is viewed as a cleaner way to pay and it can be 5-10 times faster than other in-person payment methods.

It has reinforced use in markets where adoption is more mature and simulated use in newer markets. We believe this trend is here to stay.

But we already knew that the world was going contactless, right? The majority of countries are on the path to digital payments. This is due to increasing focus on the economic, social and sustainable development of major urban areas – smart cities – as well as advancements in technology such as the Internet of Things and enhanced connectivity.

The concept of contactless transit has been around for more than a decade in the form of smartcards. Technology has advanced with pay-as-you-go and tap-and-ride using bank cards or mobile phones, with countries like the United Kingdom, Singapore, Russia and Brazil leading the way. The reality is that the contactless transit movement was very much in play before the crisis, but we will now see greater momentum and faster adoption.

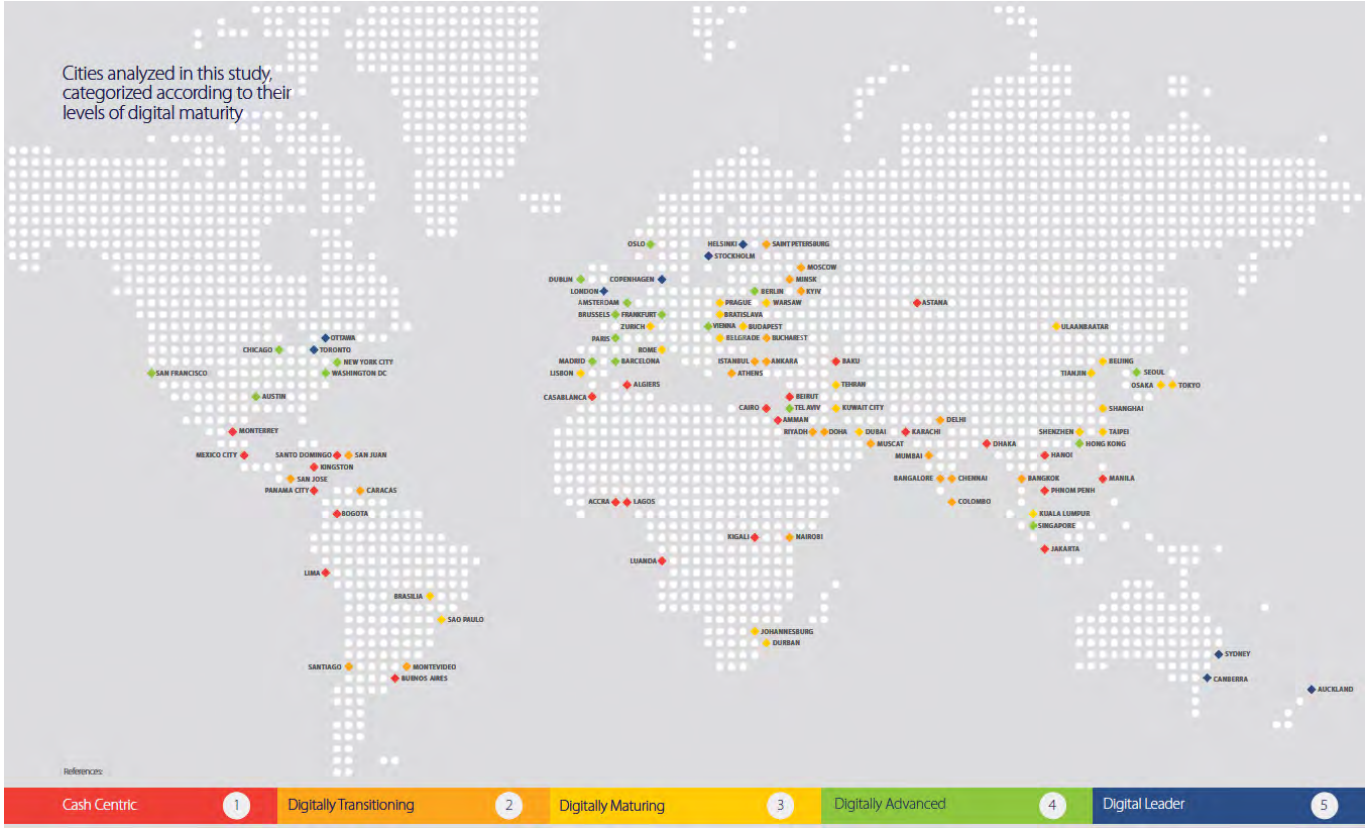

Source: Visa Cashless Cities Report

Where is your city on this journey? Check out the Visa Cashless Cities Report. It is a fascinating read, offering in depth analysis of the costs, benefits, impact and strategies of going cashless.

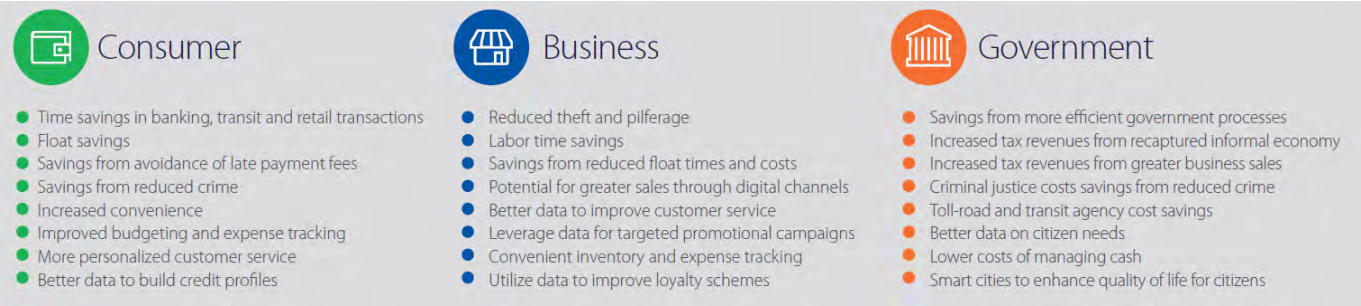

Source: Visa Cashless Cities Report

In this blog, we explore the top 10 reasons why the leading transit agencies around the world are making the move to contactless payments with rapid adoption that is exceeding expectations.

THE TOP BENEFITS OF CONTACTLESS TRANSIT

Contactless transit embraces the technology that passengers already have in their hands and reduces the use of bespoke hardware and tickets. It is the most convenient, cost effective and sustainable way to go cashless! There is no doubt that cashless payments result in significant gains for the city, operators, passengers and wider community.

Transport for London says that removing cash fares speeds up boarding times and leads to faster journeys saying:

> *"Customers will not only benefit from a quicker, cheaper and more convenient method of paying their bus fare; it will also enable us to save millions of pounds each year – which will be reinvested in further improvements to the capital's transport network."*

Following the rollout of the Contactless Transit Framework in the UK, contactless pay-as-you-go journeys reached 54 percent in London, with mobile-wallet based payments representing 16 percent. Contactless payments continue to see significant and consistent growth in London, as other methods steadily decline.

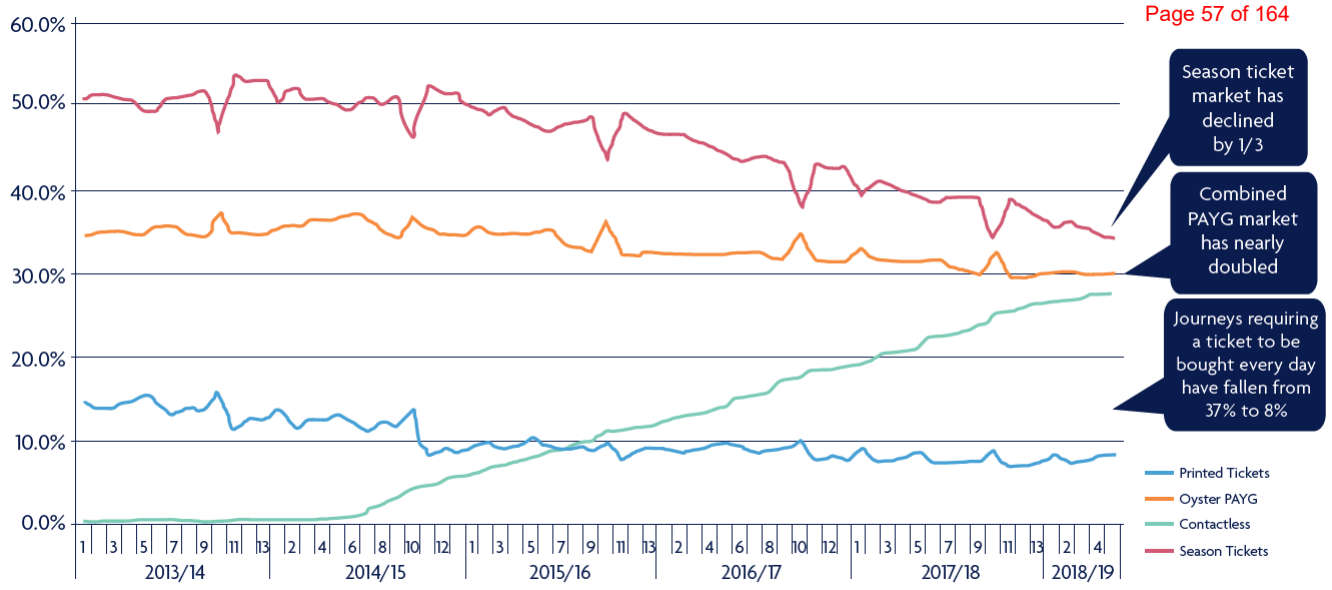

Transport for London (TfL) Contactless Journey Trends

So let us get on with our top 10!

1. Speed up boarding and reduce dwell times

The driver efficiencies and operational gains are significant. Cashless systems move passengers more quickly through the transit system, with reports that contactless payment can reduce boarding times by half compared to putting the exact change into a farebox. This has a tremendous impact on passenger throughput, dwell times, run times and route cycles. It also improves on-time performance and schedule adherence – the number one factor behind passenger satisfaction.

2. Reduce cost of cash handling

Research has found that transit authorities spend 3.5 times more on physical collection of fares versus digital fares (14.5 cents a physical dollar versus 4.2 cents a digital dollar). This is mainly due to labor cost savings as cashless transactions are processed automatically, such as reducing travel to collect and deposit cash, shorter reconciliation times and lower risks of cash related crime.

3. Reduce cost of ticket management and infrastructure

Cities are required to be smarter in their deployment of resources and contactless transit helps by removing some of the cost of managing ticketing infrastructure. This could include a reduction in ticket counters which cuts down on staffing costs and operating ticket vending machines or running other processes required to issue customers with a travel token, such as paper-based tickets or smartcards.

4. Create a compelling passenger experience

Fast and easy contactless payments eliminates the need to queue – to purchase tickets, top-up smart cards and to board services – leading to a much better travel experience. In fact, 84 percent of customers cite 'speed' and 79 percent cite 'ease' as reasons for using contactless payments. Interestingly, according to research, passengers are willing to sacrifice knowing the exact cost of their travel for the convenience of not having to pre-purchase tickets. Customers are also more confident in using public transport when they do not have to worry about having the exact cash for a fare, particularly on non-regular routes. In fact, 45 percent of passengers would feel more positively towards public transport operators if contactless was introduced.

5. Best fares and incentivizing travel behavior

Contactless payments enable 'best fare' offers with fares aggregated and capped on a daily or weekly basis. TfL directly attributes this to an increase in ridership. Since it launched its Hopper fare in 2016 – £1.50 for unlimited journeys within one hour of touching in – the first successful year of 80,000 'Hops' per day is now at 450,000 each day. Cashless systems also offer the potential to offer discounts or incentives to riders to avoid peak hours.

6. Tap into new markets and attract new riders

A recent report by Transport Focus on bus travel for young people found that 'the overriding view was that contactless is the way forward and should be offered via card or phone'. It also found that young people are more likely to use public transport if they don't have to worry about having the exact change. Contactless

payments also enable international tourists to use public transport without having to understand proprietary ticketing systems.

7. Improve driver safety

The strongest advocate for contactless has been the driver community, which appreciates the quicker boarding times and reduction in cash handling. This was particularly the case with the coronavirus pandemic, which has led the need to remove cash handling and minimize any personal contact to reduce the risk of spreading the disease. It is likely that these concerns will remain for the foreseeable future and possibly even forever.

8. Increase revenue and profitability

Increased journey volumes, increase customer throughput, increase customer satisfaction all lead to increased revenue. When you bring the operational cost savings into the mix, the business case is solid! Across the 100 cities studied by Visa, businesses that started accepting digital payments saw revenues increase 17 percent, on average. It is also worth noting that when people were asked what they thought about contactless public transport proposition, 61 percent were very interested or interested.

9. Data driven service planning

Digital fare collection has empowered transit agencies with analytics that just are not available in the cash world. By collecting more data, access to metrics and insights can be used to assist transit service planning. With a better understanding of passenger flows and behavior, agencies can improve fare modeling, route loading and capacity planning.

10. Seamless use across different operators

As contactless cards operate on open global standards, they offer the ability to travel between different operators using the same device. This is very compelling for customers because a common customer experience reduces confusion and

increases both trust and adoption. It is also compelling for cities with a multi-mode multi-operator model end game in mind.

CONTACTLESS PAYMENT SOLUTIONS FROM LIT TRANSIT

We hope this has helped you to understand how moving to a cashless payment system speeds up boarding and enhances the overall rider experience while improving your bottom line. We are in touch with many transit agencies who are currently rethinking their ticketing systems due to the COVID-19 outbreak. Drop us a line for free consultation.

3613 Lucius Road. • Columbia, SC • 29201
www.catchthecomet.org • (o) 803.255.7133 • (f) 803.255.7113

Central Midlands Regional Transit Authority

FINANCE COMMITTEE AGENDA

Wednesday, Aug 10, 2022
10:00 a.m.
3613 Lucius Road, Columbia, SC, 29201
Conference Room A (Large) – 2nd Floor

Prior to entering the meeting, please turn all electronic devices (cell phones, pagers, etc.) to a silent, vibrate or off position.

OFFICERS

Andy Smith, Chair (Forest Acres)
Dr. Robert Morris, (Richland County Legislative Delegation)
Mike Green (West Columbia)
Rep. Leon Howard (Richland County Legislative Delegation)
Christopher Lawson (Richland County)

---

1. CALL TO ORDER AND DETERMINATION OF QUORUM

2. ADOPTION OF AGENDA* — Page(s) 1-2

3. ADOPT MINUTES FROM *July 13, 2022,* MEETING — Page(s) 3-6

4. MATTERS REFERRED FROM THE BOARD OF DIRECTORS — Page(s) 7
   - Discuss Previous Motions From 2017 to Present
     - No new

5. MONTHLY FINANCIAL REPORTS (R. Andrews) — Page(s) 8-24

   June 2022
   - Financial Highlights
   - Condensed Financial Summary
   - Income Statement
   - Balance Sheet**
   - Statement of Cash Flow**
   - Month to Month Budget comparison view
   - Reserve Accounts Bank Statement (OPTUS, LGIP)
   - Fuel Cost Summary

6. DISADVANTAGED BUSINESS ENTERPRISE (DBE) UPDATE (A. Prince) Page(s) 25-28

7. DISCUSSION AND ACTION ITEMS

A. Federal grants awards and expenditures update (M. Ransom)** Page(s) 29-35

B. Accounts Payable pay cycle change (R. Andrews) verbal

C. Cashless COMET (R. Andrews) Page(s) 36-44

D. Projects Spending update (Andrews, Ransom)**

- Lucius Rd Page(s) 45-74
- Intermodal Center Page(s) 75

8. LEGAL/CONTRACTUAL/PERSONNEL (may require executive session)

A. None

9. ADJOURN

All items on this agenda are subject to action being taken by the Committee.

**Agenda order is subject to change.*

*** Documents provided quarterly*

GENERAL INFORMATION ABOUT BOARD COMMITTEE MEETINGS: The COMET will make all reasonable accommodations for persons with disabilities to participate in this meeting. Upon request to the Administrative & Customer Service Specialist, The COMET will provide agenda materials in appropriate alternative formats, or disability-related modification or accommodation, including auxiliary aids or services, to enable individuals with disabilities to participate in public meetings. Requests should be sent to The COMET by mail at 3613 Lucius Road, Columbia, SC 29201, by fax at (803) 255-7113, or by e-mail to info@catchthecomet.org. For language assistance, interpreter services, please contact (803) 255-7133, 711 through the Relay Service. Para información en Español, por favor llame al (803) 255-7133.

Catch The COMET to the Meeting! Route 6 and DART serve the facility. Visit www.catchthecomet.org or call (803) 255-7100 for more details.

Upcoming Meeting Dates:

Board of Directors Meeting

Wednesday, *Aug 24, 2022* @ 12:00 p.m.

Lowell C. Spires, Jr. Regional Transit Facility
3613 Lucius Road
Columbia, SC 29201
Conference Room A (Large)

The COMET Finance Committee Meeting minutes are prepared and presented in summary form*. Audio recordings of the meetings are on file at The COMET and are part of the approved minutes. If you would like to hear the recording from the meeting, please contact Juliet Sowell at jsowell@thecometsc.gov.*

Per SC Code of Laws, Title 30, Chapter 4, Section 30-4-80 - All public bodies shall notify persons or organizations, local news media, or such other news media as may request notification of the times, dates, places, and agenda of all public meetings, whether scheduled, rescheduled, or called, and the efforts made to comply with this requirement must be noted in the minutes of the meetings. ***The COMET complied with the notification of this meeting on July 8, 2022.***

Central Midlands Regional Transit Authority
FINANCE SUBCOMMITTEE MEETING
Wednesday, July 13, 2022-10:00 A.M.
3613 Lucius Road, Columbia, SC 29201 – Teleconference/In-Person

Members Present
Christopher Lawson
Robert Morris
Andy Smith, Committee Chair

Members Absent
Mike Green**
Rep. Leon Howard
**Advisory Board Member

Guests Present:

The COMET Staff Present:
Rosalyn Andrews, Director of Finance/CFO
Jeremy Berry, IT Manager
Pamela Bynoe-Reed, Director of Marketing & Community Affairs/PIO
LeRoy DesChamps, Director of Administration & Operations/COO
Alicia Pearson, Procurement/Compliance Manager
Arlene Prince, Director of Regulatory Compliance & Civil Rights Officer
Michelle Ransom, Grants & Regional Manager
Juliet Sowell, Public Information Specialist & Board Clerk
Crystal Willis, Financial Accountant

1. CALL TO ORDER AND DETERMINATION OF A QUORUM
   Dr. Morris called the meeting to order at 10:05 A.M.

   A quorum was present at the opening of the meeting.

2. ADOPTION OF AGENDA Pages 1-2
   Motion:
   A motion was made by Dr. Morris and seconded by Mr. Lawson to adopt the agenda.
   Approved: Aye (Voice Vote)
   Motion passed.

3. ADOPTION OF MINUTES FROM MAY 11, 2022, MEETING Pages 3-6
   Motion: A motion was made by Dr. Morris to adopt the minutes and seconded by Mr. Lawson to adopt the minutes from the May 11, 2022 meeting.
   Approved: Aye (Voice Vote)
   Motion passed.

4. **MATTERS REFERRED FROM THE BOARD OF DIRECTORS** **Page 7**
   A. Discuss Previous Motion from 2017 to Present
      No updates to report

5. **MONTHLY FINANCIAL REPORTS (R. Andrews)** **Pages 8-21**
   - Financial Highlights

*Ms. Andrews greeted the Committee and referred to Page 8, which regards the month of May 2022 and almost complete with the fiscal year at 92%. In the month of May we are at a net loss of ~($2.5M) 98%
*Total Revenue $238K which is 98% of our budget
*Our Total Expenses is 2.9M (61% of our annual budget)
*Paid-To-Date (PTD) to RAPT Dev is ~$30M
*As requested, Mayor Coble will fall under Nexsen Pruitt along with their monthly retainer of $6,000.00
*Pass Donations FY22 – YTD total $3,900 (No new donations)

Total collections of Penny Revenue since 2013 to present: (No new collections) $164,426,238 of $300,991,000 allocation; with a remaining balance = $136,564,762 (45.37%)

Dr. Morris requested an itemization of the activities of Pruitt and Brownstone from last month and going forward.

Dr. Morris inquired about what he thought was a past conversation regarding the discontinuing of the Blue Bikes. Ms. Andrews responded that we are currently in another year long contract with the Blue Bikes. She said we would need to be strategic on canceling the contract because that would leave eight stations around Columbia branded with The COMET that was paid for with federal funding.

6. **DISADVANTAGED BUSINESS ENTERPRISE (DBE) (A. Prince)** **Pages 22-25**

Dr. Prince directs attention to pages 22 and 25 as a summary of all vendors and DBE goals being utilized and the amounts that were paid to each DBE. Approximately ~$35 million vendors with DBE goals and of that amount approximately $8.5 million was paid to DBE's. Final calculations total ~25.4% for an overall agency goal since the contract started.

Dr. Prince continues in referring to pages 24-25 relevant to RATP Dev and their DBE contracts beginning July 1, 2020 thru May 31st. The cumulative goal as of March 2022 is ~22.5% which she rounded out to 20.06%. Page 25 reflects our current fiscal year which began July 1, 2021 thru May 31st with the overall goal at 17.9%.

Dr. Prince continued to speak on the DBE Methodology process which is due by August 1st and located on Agenda #6. Dr. Prince requests the Finance Committee approve the DBE goal and the Methodology for submission to the Board of Directors to mee the August 1st deadline.

Motion:
A motion was made by Dr. Morris to the committee to authorize staff to proceed submitting to the CMRTA Board of Directors DBE Goal Methodology for fiscal years 2023, 2024, and 2025 for further submission to the FTA to meet the August 1st deadline. Motion was seconded by Mr. Lawson.
Approved: Aye (Voice Vote)
Motion passed.

7. DISCUSSION AND ACTION ITEMS
   - **NOLO grant (budget and timeline) Michelle Ransom** **Pages 26-34**

*Ms. Ransom notified the Committee that now she is gathering all contracts between The COMET and all the subs. The timeline is about a 2 1/2-year project with the majority of it completed in 2024. The overall budget for this project is $4.9M. We are receiving 4.1M in federal funds and our local match is $813,000.00.

8. LEGAL/CONTRACTUAL/PERSONNEL (May require executive session)
None

9. ADJOURNMENT
Motion:
A motion was made by Dr. Morris and seconded by Mr. Lawson to adjourn.
Approved: Aye (Voice Vote 10:41A.M.)

The meeting adjourned at 10:41 A.M.

CENTRAL MIDLANDS REGIONAL TRANSIT AUTHORITY

Adopted this _____, 2022.

Prepared by:

Juliet Sowell

Reviewed by:

_____

Pamela Bynoe-Reed, Director of Marketing & Community Affairs/PIO

Approved by:

_____

Christopher Lawson, Secretary

Finance Committee Motions List					
Date of Request	Motion	Status	Next Steps	Open or Closed	Completion Date
23-Mar	A motion was made by Mr. Furgess to recommend that consideration be given in providing two (2) months or longer, of free fixed route service, due to current gas prices. Ms. Mood asked that the COMET Finance staff be prepared to present possible funding options for the temporary free service at the next Board meeting. It was also asked if there was any possibility of grant funding.	**Open**	**Sent to Service Committee**	**Open**	

Financial Highlights FY 2022
Month End May 2022

100% of fiscal year completed

Net Income (Loss):

- Excluding depreciation - Month = ~$7.22M — Actual YTD = ~$21.05M

Total Revenue:

- PTD = $9.57M — Actual YTD = ~$40.15M

  Compared to 100% of annual budget of ~$48.20M; total YTD collections represent an average ~103% of annual budgeted amount

Total Expenses (w/depreciation):

- PTD = $2.63M — Actual YTD ~ $32.12M

  compared to 100% of annual budget of ~ $48.20M; total YTD expenditures represent an average ~ 67% of annual budgeted amount

PTD - contract operator RATP Dev 7/1/2020 to reporting month: $34,100,043

Professional Contract Svcs, Marketing & Security (4203, 4361, 4509):

ABLE South Carolina	4,334
Burr Forman McNair - Retainer incl	4,660
Brownstone (details included)	34,973
Chernoff Newman, LLC	2,250
iT1 Solutions	5,500
Language Line	100
Lonestar (Mike Hubbell)	5,063
Natavis Harris (Planner Consultant)	5,198
Nexsen Pruet (Bob Coble-details included)	6,000
PJ Noble	3,120
CTEE (Hydrogen & Electric Bus Project)	4,375
Security (4509)	27,798
Marketing, Adv & Promotion (4203)	44,348

- Transit Talent – employment ad
- Facebook Ads
- WP Engine
- Richland County Town Hall catering
- Diner en Blanc sponsorship
- Juneteenth Sponsorship
- SC Works Sponsorship
- Robocall – Outen Mgt & Consulting
- Reimagine COMET web updates

Pass Donations FY 22 – YTD total $3,900 (no new donations as of current month)

- John Furgess: $2,800 (200 - 10 ride & 10 - 31 day)
- MIRCI: $200 (50 All Day)
- Derrick Huggins: $300 (25 - 10 ride)
- Community Options: $600 (50 – 10 ride)

Total collections of Penny Revenue since 2013 to present:

- ✓ $164,426,238 of $300,991,000 allocation; remaining balance = $136,564,762 (45.37%)
- ✓ Payments received from Richland County
  - July 2021 - $5,902,770
  - Feb 2022 - $5,994,406
  - Nov 2021 - $5,936,671
  - May 2022 - $6,131,034

Central Midlands Regional Transit Authority
Condensed Statement of Financial Position
Period Ended 06/30/22

	Actual PTD 6/30/2022	Actual YTD 6/30/2022	Budgeted Amount YTD	Budgeted Amount Annual
				FY 2022
Revenues:				
Passenger Fares/Revenue Contracts	188,613	3,605,666	3,284,676	3,284,676
Special (Advertising, Interest, Rental, Etc)	182,120	804,861	408,720	408,720
Admin/Misc/Gain(Loss) Sale of Assets	1,169	(4,675)	107,162	107,163
Local Revenue (The Penny)	(1,120)	25,206,412	19,946,928	19,946,928
Reimbursement (RTAP, UofSC, etc)	-	885,461	882,203	882,203
State (SCDOT)	-	(0)	940,286	940,287
CBDG & Hospitality	5,000	9,230	12,000	12,000
Federal (CARES Act, CRRSA, ARP)	9,192,847	19,243,539	22,622,957	22,622,957
Total Revenue	**$ 9,568,628**	**$ 49,750,493**	**$ 48,204,932**	**$ 48,204,933**
Expenses:				
Contract Operator	1,612,670	21,171,550	23,625,052	23,625,051
Federal/State (Capital, PM, NPM)	143,781	2,074,403	16,407,401	16,407,403
Fuel	292,151	2,239,732	3,470,464	3,470,464
Administrative (includes Salaries & Benefits)	133,077	1,420,715	1,819,784	1,819,784
Professional Services	119,827	1,276,477	1,354,126	1,354,126
Utilities	25,448	304,390	363,960	363,960
Other Operating Expenses	19,905	213,171	1,164,145	1,164,145
Depreciation	283,573	3,418,850	-	-
Total Expenses	**$ 2,630,431**	**$ 32,119,287**	**$ 48,204,933**	**$ 48,204,934**
Net Income (Loss) From Operations + Depreciation add back:	**$ 7,221,770**	**$ 21,050,056**	**$ -**	**$ (0)**

Cash:

Petty Cash		299
OPTUS Bank		
Operating Reserve Funds	4,023,275	
Capital Reserve Funds	2,759,356	6,782,631
Local Gov't Investment Pool		
Emergency Reserve	10,180,709	
Operating Reserve	11,591,955	21,772,664
Security Federal Bank		
Operating/Sweeps Acct		13,191,624
Total Cash		**$ 41,747,218**
Total Assets		**$ 75,752,198**
Total Current Liabilities		**$ 5,945,006**

Central Midlands Regional Transit Authority
Statement of Income vs Budget
Period Ended June 30, 2022

Fiscal Year % complete = 100%

	Actual PTD 6/30/2022	Actual YTD	Budgeted YTD ($) 6/30/2022	Variance ($) Budget YTD	Annual Budgeted Amount	($) of Budget remaining Annual Budget
Revenue:						
Operating Revenues						
Passenger Revenue	124,680	1,554,827	1,380,157	(174,670)	1,380,157	(174,670)
Advertising Revenue	-	92,477	110,000	17,523	110,000	17,523
Contracted Services Revenue	63,933	2,050,839	1,904,519	(146,320)	1,904,519	(146,320)
Human Trafficking Awareness	-	-	75,888	75,888	75,888	75,888
CARES Act/ARP Funding (Federal & SCDOT)	9,054,838	10,062,150	8,818,402	(1,243,748)	8,818,401	(1,243,749)
CRRSA 5310 Act Funding	-	-	76,307	76,307	76,307	76,307
ARP 5310 Act Funding	-	-	76,308	76,308	76,308	76,308
Other Revenue	237	57,875	5,000	(52,875)	5,000	(52,875)
Total Operating Revenue	9,243,688	13,818,167	12,446,581	(1,371,586)	12,446,579	(1,371,588)
Nonoperating Revenues						
Local Revenue - Lexington Cty	-	219,754	286,928	67,174	286,928	67,174
USC Cap Ex reimbursment	-	880,703	880,703	0	880,703	(0)
Interest Income	170,044	238,293	190,000	(48,293)	190,000	(48,292)
Richland County 1% Sales Tax	(1,120)	24,986,658	19,660,000	(5,326,658)	19,660,000	(5,326,658)
RTAP Reimbursement	-	4,758	1,500	(3,258)	1,500	(3,258)
Fuel Tax Refunds	12,016	473,371	108,000	(365,371)	108,000	(365,371)
OPT/SMTF 5339	-	(0)	601,207	601,207	601,207	601,207
OPT Rural Program 5311 Revenue	-	-	339,079	339,079	339,079	339,079
CDBG Revenue (Shelters & Pass Program)	5,000	9,230	5,000	(4,230)	5,000	(4,230)
SCDOT - Cap Ex	-	-	153,000	153,000	153,000	153,000
Rental Income	60	720	720	-	720	-
Federal Revenue - Health Care Access	32,488	187,434	225,000	37,566	225,000	37,566
Federal Revenue - Planning	16,419	59,595	144,000	84,405	144,000	84,405
Federal Revenue - Capital: Non Prev Maint	8,169	2,794,470	300,000	(2,494,470)	300,000	(2,494,470)
Federal Revenue - Capital: Prev. Maint	-	-	1,317,907	1,317,907	1,317,907	1,317,907
Federal Revenue - CapX Fleet Procurement	-	5,012,973	5,511,206	498,233	5,511,206	498,233
Federal Revenue - Salaried Positions	6,554	28,400	79,600	51,200	79,600	51,200
Federal Revenue - ADP Software	-	6,930	450,000	443,070	450,000	443,070
Federal Revenue - ADP Hardware	-	5,280	720,000	714,720	720,000	714,720
Federal Revenue - Operations Assistance	-	-	1,016,000	1,016,000	1,016,000	1,016,000
Federal Revenue - ADA Paratransit	-	-	550,000	550,000	550,000	550,000
Federal Revenue - EE Training	-	-	30,000	30,000	30,000	30,000

Central Midlands Regional Transit Authority
Statement of Income vs Budget
Period Ended June 30, 2022

Fiscal Year % complete = 100%

	Actual PTD 6/30/2022	*Actual YTD*	*Budgeted YTD ($) 6/30/2022*	*Variance ($) Budget YTD*	*Annual Budgeted Amount*	*($) of Budget remaining Annual Budget*
Federal Revenue - 3rd Party Contractual (Website)	-	-	15,000	15,000	15,000	15,000
Federal Revenue - APC	-	399,037	399,037	-	399,037	0
Federal Revenue - Safety & Security	23,861	79,275	80,000	725	80,000	725
Federal Revenue - Vanpool	7,500	31,387	120,000	88,613	120,000	88,613
Federal Revenue - Bike Program	-	-	70,000	70,000	70,000	70,000
Federal Revenue - 5339 Shelter ACQ & Install	43,018	576,608	2,182,582	1,605,974	2,182,582	1,605,974
Federal Revenue - Intermodal Station	-	-	212,720	212,720	212,720	212,720
Gain(Loss) Sale of Asset	-	(71,374)	82,000	153,374	82,000	153,375
Concessions Revenue	932	5,350	4,000	(1,350)	4,000	(1,349)
Total Nonoperating Revenue	**324,940**	**35,932,326**	**35,758,351**	**(173,975)**	**35,758,354**	**(173,972)**
Total Revenues:	**9,568,628**	**49,750,493**	**48,204,932**	**(1,545,561)**	**48,204,933**	**(1,545,560)**
Expenses:						
Administrative						
Salaries (Staff/Intern) & Other Paid Wages	108,371	1,085,175	1,305,000	219,825	1,305,000	219,825
SC Retirement: ER	16,818	173,836	222,000	48,164	222,000	48,164
FICA & Medicare	7,602	80,227	100,000	19,773	100,000	19,774
Health Insurance: ER	(191)	70,945	107,240	36,295	107,240	36,295
SC Unemployment	211	7,696	81,944	74,248	81,944	74,247
Workers Comp	266	2,837	3,600	763	3,600	763
Dues/Subscriptions/Memberships	387	3,851	19,254	15,403	19,254	15,403
Tuition Reimbursement	-	-	-	-	-	-
Marketing/Advertising/Promotional Material	44,348	392,336	452,245	59,909	452,245	59,909
Charitable Donations (Passes ONLY)	-	606	5,400	4,794	5,400	4,794
Postage & Shipping	231	1,296	6,000	4,704	6,000	4,704
Printing	708	23,087	80,000	56,913	80,000	56,912
Board/Committee	-	-	-	-	-	-
Transit Academy	-	-	-	-	-	-
Tickets & Transfers	12,238	18,471	14,500	(3,971)	14,500	(3,971)
Office Equipment - Lease & Rental	412	5,787	11,505	5,718	11,505	5,718
Admin Misc: Office Supplies, Fines, Taxes, etc.	548	12,658	40,000	27,342	40,000	27,342
Banking Fees	1,755	24,188	30,000	5,812	30,000	5,812
Payroll Processing Fees	531	9,032	11,500	2,468	11,500	2,469

Central Midlands Regional Transit Authority
Statement of Income vs Budget
Period Ended June 30, 2022

Fiscal Year % complete = 100%

	Actual PTD 6/30/2022	*Actual YTD*	*Budgeted YTD ($) 6/30/2022*	*Variance ($) Budget YTD*	*Annual Budgeted Amount*	*($) of Budget remaining Annual Budget*
Employee Training & Development (Fed & Non Fed)	5,043	37,237	62,500	25,263	62,500	25,264
Intermodal Station Expenses (incl travel)	-	-	-	-	-	-
Total Administrative	199,278	1,949,264	2,552,688	603,424	2,552,689	603,425
Operations & Maintenance						
Contractor-Fixed Route	1,264,998	16,204,527	17,700,000	1,495,473	17,700,000	1,495,473
Contractor-DART	310,096	3,921,261	5,033,052	1,111,791	5,033,052	1,111,791
Contractor-Spcl Svc/Svc Enhancements	24,243	848,095	654,500	(193,595)	654,500	(193,595)
CARES Act - SCDOT 5311	-	-	678,158	678,158	678,158	678,158
Propane Fuel	52,101	610,031	647,500	37,469	647,500	37,470
Diesel & Vehicle Fuel	240,050	1,629,701	1,519,300	(110,401)	1,519,300	(110,401)
Hydrogen Fuel	-	-	101,250	101,250	101,250	101,250
OPT: SMTF Expenses	-	22,907	1,202,414	1,179,507	1,202,414	1,179,507
Facility Related Repairs & Maintenance Expense (PM)	45,866	402,565	600,000	197,435	600,000	197,435
Federal Expense: ADP Software ACQ & Maint	23,373	298,104	562,500	264,396	562,500	264,396
Federal Expense: ADP Hardware ACQ & Maint	497	8,147	900,000	891,853	900,000	891,853
Federal Expense: 3rd Party Contractual (Website)	-	-	30,000	30,000	30,000	30,000
Federal Expense: APC	-	-	498,796	498,796	498,796	498,796
Federal Expense: Safety & Security	44,608	590,124	1,049,488	459,364	1,049,488	459,365
Federal Expense: Van Pool Ops	7,500	92,669	150,000	57,331	150,000	57,331
Federal Expense: Bike Program	5,833	104,998	87,500	(17,498)	87,500	(17,498)
Federal Expense: 5310	18,764	211,775	122,000	(89,775)	122,000	(89,775)
Total Operations & Maintenance	2,037,929	24,944,903	31,536,458	6,591,555	31,536,458	6,591,554
Insurance						
Insurance - Vehicle	488	5,785	22,110	16,325	22,110	16,325
Insurance - Facility	4,065	44,810	53,100	8,290	53,100	8,290
Insurance-Tort Liability	2,839	32,833	42,000	9,167	42,000	9,167
Insurance-Officers & Directors	1,100	13,196	18,000	4,804	18,000	4,804
Total Insurance	8,492	96,624	135,210	38,586	135,210	38,586
Technical Services						
Professional Contract Services	75,479	884,141	901,881	17,741	901,881	17,741
Fare Collection Service & Supplies	(8,634)	(5,863)	4,080	9,943	4,080	9,943
Total Technical Services	66,845	878,278	905,961	27,683	905,961	27,683
Utilities						

Central Midlands Regional Transit Authority
Statement of Income vs Budget
Period Ended June 30, 2022

Fiscal Year % complete = 100%

	Actual PTD 6/30/2022	*Actual YTD*	*Budgeted YTD ($) 6/30/2022*	*Variance ($) Budget YTD*	*Annual Budgeted Amount*	*($) of Budget remaining Annual Budget*
Natural Gas	92	10,782	20,160	9,378	20,160	9,378
Electric	8,157	92,149	138,400	46,251	138,400	46,252
Water & Sewer	3,879	48,132	56,000	7,868	56,000	7,867
Telecommunications	13,320	153,327	149,400	(3,927)	149,400	(3,927)
Total Utilites	25,448	304,390	363,960	59,570	363,960	59,570
Capital Expense						
Federal Expense: Preventative Maint (PM)	2,840	105,152	1,406,446	1,301,294	1,406,446	1,301,295
Furniture, Fixtures, & Equipment < $5000	3,161	22,296	50,000	27,704	50,000	27,703
Non - Federal Expense: Cap Ex	-	-	750,000	750,000	750,000	750,000
Federal Expense: Shelter & Accessories ACQ/Install	3,640	370,779	2,728,228	2,357,449	2,728,228	2,357,450
Federal Expense: Cap EX (Non PM)	-	-	6,663,772	6,663,772	6,663,772	6,663,772
Federal Expense: Capital (Non PM)	(850)	27,614	1,105,513	1,077,899	1,105,513	1,077,899
CDBG Expenses (Shelters & Benches)	-	-	5,556	5,556	5,556	5,556
Interest Expense	75	1,137	1,140	3	1,140	3
Total Capital Expense	8,867	526,978	12,710,655	12,183,677	12,710,656	12,183,678
Depreciation Expense	283,573	3,418,850	-	(3,418,850)	-	(3,418,850)
Total Expenses:	**2,630,431**	**32,119,287**	**48,204,932**	**16,085,645**	**48,204,933**	**16,085,647**
Net Income before Deprecation:	**6,938,197**	**17,631,206**	**0**	**(17,631,206)**	**(0)**	**(17,631,207)**
Add Back: Depreciation Expense	283,573	3,418,850	-	(3,418,850)	-	(3,418,850)
Net Income From Operations:	**7,221,770**	**21,050,056**	**0**	**(21,050,056)**	**(0)**	**(21,050,058)**

Central Midlands Regional Transit Authority
Balance Sheet
As of June 30, 2022

Assets

Current Assets		
Petty Cash	299.33	
Operating (Wells Fargo)	-	
OPTUS Bank	4,023,275.08	
Capital Reserve Funding (OPTUS)	2,759,355.62	
Emergency Reserve Fund (LGIP)	10,180,709.03	
Operating Reserve Fund (LGIP)	11,591,955.40	
Operating/Sweeps Acct (Security Federal)	13,198,186.30	
Accts Receivable: Local Gov't	13,108.40	
Accts Receivable: Ticket Sales	4,233.26	
Accts Receivable: Contract Services Revenue	145,494.12	
Accts Receivable: 1% Sales Tax Est. Revenue	5,424,516.45	
Accts Receivable: Penny Sales Tax Interest Due	-	
Accts Receivable: Interest Revenue Earned	15,831.26	
Inventory	130,070.54	
Prepaid Insurance	24,713.41	
Prepaid Expenses	189,775.69	
Total Current Assets:		**$ 47,731,901**

Fixed Assets

Land	1,772,521.78	
Building	16,481,433.62	
DART Vehicles	2,284,944.84	
Buses	24,940,397.72	
Engines & Transmissions	34,875.28	
Trolleys	40,324.88	
Automobiles	292,200.33	
Equipment	6,485,759.70	
Furniture & Fixtures	249,011.56	
Accumulated Depr.: Furniture & Fixtures	(209,290.43)	
Accumulated Depr.: Equipment	(4,522,979.30)	
Accumulated Depr.: Buildings	(7,742,574.53)	
Accumulated Depr.: Vehicles	(13,081,449.88)	
Accumulated Depr.: Land Improvements	(7,333.33)	
Construction in Progress	507,345.71	
Total Fixed Assets:		**$ 27,525,188**

Deferred Outflows of Resources

Deferred Outflows on Pensions	495,109.00	
Total Deferred Outflows of Resources:		**$ 495,109**
Total Assets		**$ 75,752,198**

Central Midlands Regional Transit Authority
Balance Sheet
As of June 30, 2022

Liabilities

Current Liabilities		
Accounts Payable	3,835,240.05	
State Tax Withholding - EE	(30.00)	
State Unemployment Tax Payable	1,730.26	
SC Retirement - Employee	2,521.88	
State Health: Employee	(5,239.40)	
Dental: Employee	(195.36)	
Dental Plus: Employee	(835.55)	
Optional Life	(221.46)	
Dependent Life: Employee	(142.31)	
Supplemental LTD	(183.61)	
Optional Life Pretax	(80.95)	
State Tobacco Prem	(18.54)	
State Vision Plan	(263.44)	
Medical Spending Acct Admin Fees	8.91	
Colonial Life Supplemental	(39.43)	
Supplemental Insurance: EE	(192.39)	
Accrued Annual Leave	65,548.37	
Capital Leases Payable	7,669.74	
Total Current Liabilities		**$ 3,905,277**
Deferred Inflows of Resources		
Deferred Inflows on Pensions	227,496.00	
Total Deferred Inflows of Resources		**$ 227,496**
Non Current Liabilities		
Net Pension Liability/OPEB	1,812,233.00	
Total Net Pension Liability:		**$ 1,812,233**
Total Liabilities		**$ 5,945,006**
Fund Balance		
Fund Balance	51,091,778.53	
Net Assets-Current Year	17,631,205.90	
Fund Balance: Restricted for Vehicle	224,808.00	
Prior Period Adjustment	77,858.75	
Prior Period Adjustment Grant #210	1,400,156.00	
Prior Period Adjustment Restricted Cash	(618,615.00)	
Total Fund Balance:		**$ 69,807,192**
Total Liabilities & Fund Balance:		**$ 75,752,198**

Central Midlands Regional Transit Authority
Statement of Cash Flows
For the Quarter Ending June 30, 2022

Cash Flow from Operating Activities

Change in net assets		$ 17,631,206
Adjustments to reconcile change in net assets to net cash provided:		
Depreciation		3,385,866
Changes in assets and liabilities:		
(Increase) Decrease in:		
Accounts receivable - Local Government	(6,557)	
Accounts receivable - Ticket Sales	1,741	
Accounts receivable - Contract Services	(135,543)	
Accounts receivable - Federal Govt	2,279,776	
Accounts receivable - Deferred 1% Sales Tax	(1,489,337)	
Accounts receivable - Fuel Tax Refunds	(5,225)	
Accounts receivable - OPT Rural 5311	624	
Accounts receivable - OPT-SMTF 5339	82,728	
Accounts receivable - 1% Sales Tax Revenue	466,439	
Inventory	2,535	
Prepaid Insurance	(5,583)	
Prepaid Expenses	(63,516)	
Increase (Decrease) in:		
Accounts Payable	(5,143,999)	
Salaries Payable	(59,787)	
Accrued Payable	-	
State Health - EE	(1,085)	
Dental Plus - EE	(284)	
Optional Life - EE	(52)	
Dependent Life- EE	(134)	
Supplemental LTD - EE	(258)	
State Tobacco Premium	(0)	
State Vision Plan	(65)	
		(4,077,581)
Net Cash Provided by (used in) Operating Activities		**16,939,490**

Cash Flows from Investing Activities:

Purchase/Sale of Fixed Assets	(4,481,327)	
CIP	(507,346)	
Net Cash Provided by (used in) Investing Activities		**(4,988,672)**

Cash Flows from Financing Activities:

Capital Lease Principle Payments	(4,443)	
Net Cash Provided by (used in) Financing Activities		**(4,443)**

Net Increase (Decrease) in Cash and Cash Equivalents:	**11,946,375**
Cash & Cash Equivalent at Begin of Year:	**29,826,177**
Cash & Cash Equivalent at End of Year:	**41,772,552**

Central Midlands Transit Cash Budget Analysis*

Period Ended June 30, 2022

		Jul-21	Aug-21	Sep-21	Oct-21	Nov-21	Dec-21	Jan-22	Feb-22	Mar-22	Apr-22	May-22	Jun-22
	Beginning Balance	$ 13,798,343	$ 14,008,019	$ 13,930,615	$ 21,107,198	$ 24,387,796	$ 24,169,730	$ 25,222,858	$ 23,300,315	$ 22,612,185	$ 23,236,692	$ 23,142,988	$ 20,392,360
	+Projected Cash Inflow	$ 2,635,406	$ 2,553,655	$ 9,854,366	$ 6,369,924	$ 2,344,622	$ 3,734,526	$ 438,182	$ 1,870,913	$ 3,484,973	$ 2,557,871	$ 238,437	$ 9,568,628
	Cash Available	$ 16,433,748	$ 16,561,674	$ 23,784,981	$ 27,477,121	$ 26,732,418	$ 27,904,255	$ 25,661,039	$ 25,171,228	$ 26,097,158	$ 25,794,562	$ 23,381,425	$ 29,960,988
	-Projected Cash Outflow	$ 2,425,730	$ 2,631,059	$ 2,677,783	$ 3,089,325	$ 2,562,689	$ 2,681,398	$ 2,360,724	$ 2,559,043	$ 2,860,466	$ 2,651,575	$ 2,989,065	$ 2,630,431
	Net Cash Available	$ 14,008,019	$ 13,930,615	$ 21,107,198	$ 24,387,796	$ 24,169,730	$ 25,222,858	$ 23,300,315	$ 22,612,185	$ 23,236,692	$ 23,142,988	$ 20,392,360	$ 27,330,557
	Xfer of Funds												
	Ending Balance	$ 14,008,019	$ 13,930,615	$ 21,107,198	$ 24,387,796	$ 24,169,730	$ 25,222,858	$ 23,300,315	$ 22,612,185	$ 23,236,692	$ 23,142,988	$ 20,392,360	$ 27,330,557
	Annual Budgeted Amount	*7/31/2021*	*8/31/2021*	*9/30/2021*	*10/31/2021*	*11/30/2021*	*12/31/2021*	*1/31/2022*	*2/28/2022*	*3/31/2022*	*4/30/2022*	*5/31/2022*	*6/30/2022*
Revenue:													
Operating Revenues													
Passenger Revenue	1,380,157	205,788	124,037	131,387	123,596	110,872	123,705	115,668	113,889	124,028	122,514	134,664	124,680
Advertising Revenue	110,000	18,738	18,738	405	9,167	18,333	-	9,167	18,333	9,167	9,167	-	-
Contracted Services Revenue	1,904,519	136,826	136,826	249,935	230,004	220,788	111,445	187,314	203,698	195,457	223,839	81,703	63,933
Miscellaneous Income	5,000	815	815	19,946	1,557	81	14,207	668	682	16,230	253	3,154	237
Local Revenue - Lexington Cty	286,928	-	-	-	54,589	-	-	54,589	(8,500)	-	55,989	-	-
Interest Income	190,000	4,117	4,117	28,020	2,337	5,980	3,476	3,211	1,286	8,825	1,081	9,170	170,044
Richland County 1% Sales Tax	19,660,000	1,967,333	1,967,333	1,967,333	5,936,671	1,978,890	1,978,890	57,737	1,531,696	1,998,135	2,134,764	-	(1,120)
RTAP Reimbursement	1,500	-	-	-	426	-	-	-	-	4,332	-	-	-
Fuel Tax Refunds	108,000	364,912	364,912	9,572	11,366	9,599	7,709	9,769	9,770	9,610	9,694	9,686	12,016
OPT/SMTF 5339	601,207	-	-	-	-	-	-	-	(0)	-	-	-	-
OPT Rural Program 5311 Revenue	339,079	-	-	-	-	-	-	-	-	-	-	-	-
Hospitality/Accomodations Tax	7,000	-	-	-	-	-	-	-	-	-	-	-	-
CDBG Grants (Shelters & Pass Program)	5,000	-	-	-	-	(160)	160	-	-	-	-	-	5,000
Rental Income	720	60	60	60	60	60	60	60	60	60	60	60	60
Federal Revenue - Health Care Access	225,000	-	-	87,470	-	-	9,996	-	-	57,480	-	-	32,488
Federal Revenue - Planning	297,000	-	-	-	-	-	27,310	-	-	15,866	-	-	16,419
Federal Revenue - Capital: Non Prev Maint	300,000	-	-	2,780,092	-	-	15,352	-	-	3,989	-	-	8,169
Federal Revenue - Capital: Prev. Maint	1,317,907	-	-	-	-	-	-	-	-	-	-	-	-
Federal Revenue - CapX Fleet Procurement	5,511,206	-	-	4,572,341	-	-	418,874	-	-	21,758	-	-	-
Federal Revenue - Salaried Positions	79,600	-	-	7,646	-	3	7,643	-	-	6,554	-	-	6,554
Federal Revenue - ADP Software	450,000	-	-	-	-	-	3,880	-	-	3,050	-	-	-
Federal Revenue - ADP Hardware	720,000	-	-	-	-	-	-	-	-	5,280	-	-	-
Federal Revenue - Operations Assistance	1,016,000	-	-	-	-	-	-	-	-	-	-	-	-
Federal Revenue - ADA Paratransit	550,000	-	-	-	-	-	-	-	-	-	-	-	-
Federal Revenue - EE Training	30,000	-	-	-	-	-	-	-	-	-	-	-	-
Federal Revenue - 3rd Party Contractual (Website)	15,000	-	-	-	-	-	-	-	-	-	-	-	-
Federal Revenue - APC	399,037	-	-	-	-	-	-	-	-	399,037	-	-	-
Federal Revenue - Safety & Security	80,000	-	-	-	-	-	169	-	-	55,245	-	-	23,861
Federal Revenue - Vanpool	120,000	-	-	-	-	-	7,000	-	-	16,887	-	-	7,500
Federal Revenue - Bike Program	70,000	-	-	-	-	-	-	-	-	-	-	-	-
Federal Revenue - 5339 Shelter ACQ & Install	2,182,582	-	-	-	-	-	-	-	-	533,590	-	-	43,018
CARES ACT Funding (State & Federal)	500,000	-	-	-	-	-	1,007,312	-	-	-	-	-	9,054,838
Gain(Loss) Sale of Asset	82,000	(64,149)	(64,149)	-	-	-	(7,225)	-	-	-	-	-	-
Insurance Claim	16,162	-	-	-	-	-	3,475	-	-	-	-	-	-
Concenssions Revenue	4,000	966	966	159	152	176	1,088	-	-	394	511	-	932
Total Revenues:	**38,564,604**	**2,635,406**	**2,553,655**	**9,854,366**	**6,369,924**	**2,344,622**	**3,734,526**	**438,182**	**1,870,913**	**3,484,973**	**2,557,871**	**238,437**	**9,568,628**

Central Midlands Transit Cash Budget Analysis*

Period Ended June 30, 2022

		Jul-21	Aug-21	Sep-21	Oct-21	Nov-21	Dec-21	Jan-22	Feb-22	Mar-22	Apr-22	May-22	Jun-22
	Beginning Balance	$ 13,798,343	$ 14,008,019	$ 13,930,615	$ 21,107,198	$ 24,387,796	$ 24,169,730	$ 25,222,858	$ 23,300,315	$ 22,612,185	$ 23,236,692	$ 23,142,988	$ 20,392,360
	+Projected Cash Inflow	$ 2,635,406	$ 2,553,655	$ 9,854,366	$ 6,369,924	$ 2,344,622	$ 3,734,526	$ 438,182	$ 1,870,913	$ 3,484,973	$ 2,557,871	$ 238,437	$ 9,568,628
	Cash Available	$ 16,433,748	$ 16,561,674	$ 23,784,981	$ 27,477,121	$ 26,732,418	$ 27,904,255	$ 25,661,039	$ 25,171,228	$ 26,097,158	$ 25,794,562	$ 23,381,425	$ 29,960,988
	-Projected Cash Outflow	$ 2,425,730	$ 2,631,059	$ 2,677,783	$ 3,089,325	$ 2,562,689	$ 2,681,398	$ 2,360,724	$ 2,559,043	$ 2,860,466	$ 2,651,575	$ 2,989,065	$ 2,630,431
	Net Cash Available	$ 14,008,019	$ 13,930,615	$ 21,107,198	$ 24,387,796	$ 24,169,730	$ 25,222,858	$ 23,300,315	$ 22,612,185	$ 23,236,692	$ 23,142,988	$ 20,392,360	$ 27,330,557
	Xfer of Funds												
	Ending Balance	$ 14,008,019	$ 13,930,615	$ 21,107,198	$ 24,387,796	$ 24,169,730	$ 25,222,858	$ 23,300,315	$ 22,612,185	$ 23,236,692	$ 23,142,988	$ 20,392,360	$ 27,330,557
	Annual Budgeted Amount	*7/31/2021*	*8/31/2021*	*9/30/2021*	*10/31/2021*	*11/30/2021*	*12/31/2021*	*1/31/2022*	*2/28/2022*	*3/31/2022*	*4/30/2022*	*5/31/2022*	*6/30/2022*
Expenses:													
Administrative													
Salaries (Staff/Intern) & Other Paid Wages	1,305,000	47,301	88,077	91,611	86,673	85,334	101,079	93,560	87,673	91,932	101,483	102,081	108,371
SC Retirement: ER	222,000	7,629	14,081	14,202	13,379	13,165	16,019	15,418	14,423	15,127	16,727	16,848	16,818
FICA & Medicare	100,000	3,465	6,551	6,514	6,209	6,158	7,435	7,436	6,674	6,931	7,623	7,629	7,602
Health Insurance: ER	107,240	7,932	7,935	4,226	6,272	5,849	5,849	5,856	7,538	6,279	6,279	7,121	(191)
SC Unemployment	81,944	159	738	562	537	927	910	1,466	920	531	395	341	211
Workers Comp	3,600	147	147	147	147	147	147	624	266	266	266	266	266
Dues/Subscriptions/Memberships	19,254	-	-	-	600	1,000	375	-	120	475	480	414	387
Marketing/Advertising/Promotional Material	452,245	15,134	18,527	18,624	23,178	40,402	43,588	30,587	43,190	26,005	34,636	54,117	44,348
Charitable Donations (Passes ONLY)	5,400	-	-	-	-	-	-	606	-	-	-	-	-
Postage & Shipping	6,000	8	346	99	201	-	-	201	10	-	201	-	231
Printing	80,000	1,124	342	2,662	1,842	207	189	307	76	637	383	14,611	708
Tickets & Transfers	14,500	490	836	906	2,729	801	462	5,343	714	770	595	(7,414)	12,238
Office Equipment - Lease & Rental	11,505	622	412	412	622	412	412	622	412	412	622	412	412
Admin Misc: Fines, Taxes, etc.	40,000	603	1,231	2,556	359	370	714	877	1,097	2,029	277	1,997	548
Banking Fees	30,000	1,955	1,870	2,186	2,322	2,338	2,118	1,983	2,049	2,048	1,925	1,640	1,755
Payroll Processing Fees	11,500	994	1,027	257	506	832	1,291	1,477	1,012	257	381	466	531
Federal Expense: Staff Training & Development	62,500	522	2,152	3,870	5,842	7,390	-	5,274	1,250	4,942	590	360	5,043
Contractor-Fixed Route	17,700,000	1,282,690	1,334,991	1,398,502	1,382,997	1,338,177	1,357,341	1,433,838	1,320,238	1,411,242	1,378,370	1,301,143	1,264,998
Contractor-DART	5,033,052	301,368	304,324	299,724	306,769	285,804	294,621	278,261	276,221	289,654	298,343	676,077	310,096
Contractor-Spcl Svc/Svc Enhancements	654,500	41,633	73,326	102,258	118,825	99,480	76,612	104,094	107,026	42,969	32,178	25,452	24,243
Propane Fuel	647,500	50,613	57,061	54,822	60,434	44,545	47,519	41,153	45,718	50,851	47,765	57,449	52,101
Diesel & Vehicle Fuel	1,519,300	92,261	112,818	99,799	131,591	108,144	82,663	114,547	127,596	158,210	166,772	195,250	240,050
OPT: SMTF Expenses	1,202,414	-	-	9,508	426	11,426	-	-	-	1,547	-	-	-
Facility Related Repairs & Maintenance Expense	600,000	27,266	26,256	32,721	39,677	28,543	34,410	31,777	31,843	31,516	45,278	27,413	45,866
Federal Expense: ADP Software ACQ & Maint	562,500	48,488	17,923	13,805	19,457	15,831	24,003	15,914	15,980	14,982	48,692	39,657	23,373
Federal Expense: ADP Hardware ACQ & Maint	900,000	497	497	667	497	497	2,510	497	497	497	497	497	497
Federal Expense: 3rd Party Contractual (Website)	30,000	-	-	-	-	-	-	-	-	-	-	-	-
Federal Expense: APC	498,796	-	-	-	-	-	-	-	-	-	-	-	-
Federal Expense: Safety & Security	1,049,488	55,292	56,149	52,709	53,297	46,130	55,180	48,442	43,362	46,215	40,375	48,364	44,608
Federal Expense: Van Pool Ops	150,000	7,000	7,155	7,000	7,000	7,383	9,722	7,500	7,841	9,843	7,000	7,725	7,500
Federal Expense: Bike Program	87,500	11,667	11,667	11,667	11,667	11,667	11,666	5,833	5,833	5,833	5,833	5,833	5,833
Federal Expense: 5310	122,000	18,760	18,834	16,344	18,640	16,005	18,529	15,961	18,878	18,657	16,044	16,361	18,764
Insurance - Vehicle	22,110	478	478	472	472	472	488	488	488	488	488	488	488
Insurance - Facility	53,100	2,078	2,078	4,066	4,066	4,065	4,065	4,065	4,065	4,065	4,065	4,065	4,065
Insurance-Tort Liability	42,000	2,221	2,221	2,839	2,839	2,839	2,839	2,839	2,839	2,839	2,839	2,839	2,839

Central Midlands Transit Cash Budget Analysis*

Period Ended June 30, 2022

		Jul-21	Aug-21	Sep-21	Oct-21	Nov-21	Dec-21	Jan-22	Feb-22	Mar-22	Apr-22	May-22	Jun-22
	Beginning Balance	$ 13,798,343	$ 14,008,019	$ 13,930,615	$ 21,107,198	$ 24,387,796	$ 24,169,730	$ 25,222,858	$ 23,300,315	$ 22,612,185	$ 23,236,692	$ 23,142,988	$ 20,392,360
	+Projected Cash Inflow	$ 2,635,406	$ 2,553,655	$ 9,854,366	$ 6,369,924	$ 2,344,622	$ 3,734,526	$ 438,182	$ 1,870,913	$ 3,484,973	$ 2,557,871	$ 238,437	$ 9,568,628
	Cash Available	$ 16,433,748	$ 16,561,674	$ 23,784,981	$ 27,477,121	$ 26,732,418	$ 27,904,255	$ 25,661,039	$ 25,171,228	$ 26,097,158	$ 25,794,562	$ 23,381,425	$ 29,960,988
	-Projected Cash Outflow	$ 2,425,730	$ 2,631,059	$ 2,677,783	$ 3,089,325	$ 2,562,689	$ 2,681,398	$ 2,360,724	$ 2,559,043	$ 2,860,466	$ 2,651,575	$ 2,989,065	$ 2,630,431
	Net Cash Available	$ 14,008,019	$ 13,930,615	$ 21,107,198	$ 24,387,796	$ 24,169,730	$ 25,222,858	$ 23,300,315	$ 22,612,185	$ 23,236,692	$ 23,142,988	$ 20,392,360	$ 27,330,557
	Xfer of Funds												
	Ending Balance	$ 14,008,019	$ 13,930,615	$ 21,107,198	$ 24,387,796	$ 24,169,730	$ 25,222,858	$ 23,300,315	$ 22,612,185	$ 23,236,692	$ 23,142,988	$ 20,392,360	$ 27,330,557
	Annual Budgeted Amount	*7/31/2021*	*8/31/2021*	*9/30/2021*	*10/31/2021*	*11/30/2021*	*12/31/2021*	*1/31/2022*	*2/28/2022*	*3/31/2022*	*4/30/2022*	*5/31/2022*	*6/30/2022*
Insurance-Officers & Directors	18,000	1,100	1,100	1,100	1,100	1,100	1,100	1,100	1,100	1,100	1,100	1,100	1,100
Professional Contract Services	901,881	62,732	83,177	67,730	68,693	50,031	63,250	76,801	113,265	75,416	68,892	78,674	75,479
Fare Collection Service & Supplies	4,080	940	943	889	-	-	-	-	-	-	-	-	(8,634)
Natural Gas	20,160	75	73	72	76	1,112	2,307	1,988	1,680	1,638	1,293	376	92
Electric	138,400	7,984	8,198	7,403	6,795	7,385	7,420	9,370	7,462	7,378	7,022	7,576	8,157
Water & Sewer	56,000	4,625	3,760	3,540	3,738	3,291	3,254	3,729	4,924	5,432	4,062	3,899	3,879
Telecommunications	149,400	12,103	12,062	12,808	12,035	12,084	12,566	14,020	12,764	13,665	12,777	13,126	13,320
Federal Expense: Preventative Maint (PM)	1,406,446	16,447	56,155	6,438	2,990	2,840	2,840	3,242	2,840	2,840	2,840	2,840	2,840
Furniture, Fixtures, & Equipment < $5000	50,000	5,793	312	5,964	46	87	169	2,492	(108)	(1,932)	696	5,617	3,161
Federal Expense: Shelter & Accessories ACQ/Install	2,728,228	18,110	26,866	17,715	388,053	-	103,598	(319,857)	(72,391)	222,198	-	(17,152)	3,640
Federal Expense: Cap EX (Non PM)	6,663,772	-	-	-	-	-	-	-	-	-	-	-	-
Federal Expense: Capital (Non PM)	1,105,513	-	(35)	2,000	-	-	(6,951)	970	28,750	1,460	2,270	-	(850)
Interest Expense	1,140	113	110	107	103	100	97	93	90	86	83	79	75
Depreciation Expense	-	265,317	268,289	296,282	295,623	298,319	288,994	289,931	282,817	283,138	283,138	283,429	283,573
Total Expenses:	**46,669,968**	**2,425,730**	**2,631,059**	**2,677,783**	**3,089,325**	**2,562,689**	**2,681,398**	**2,360,724**	**2,559,043**	**2,860,466**	**2,651,575**	**2,989,065**	**2,630,431**
Add Back: Depreciation Expense	-	265,317	268,289	296,282	295,623	298,319	288,994	289,931	282,817	283,138	283,138	283,429	283,573
Net Income From Operations:	**(8,105,364)**	**474,993**	**190,886**	**7,472,865**	**3,576,222**	**80,252**	**1,342,122**	**(1,632,612)**	**(405,313)**	**907,645**	**189,434**	**(2,467,199)**	**7,221,770**

OPTUS BANK

CENTRAL MIDLANDS RTA
OPERATING RESERVE FUND ACCOUNT
3613 LUCIUS RD
COLUMBIA SC 29201-1108

Page 1

Statement Date 6/30/22

Account Number 100056790 D

Effective April 15, 2022 transfers by phone will be assessed a $3 Telephone Transfer Fee to your account. Enjoy our convenient online banking and mobile cash app free of charge!

TYPE OF ACCOUNT--Commercial MMA

Statement Summary

Beginning Balance	5/31/22			3,888,015.07	1
Deposits/Credits		1	Credits	135,099.49	
Checks/Debits		0	Debits	.00	
Interest Paid				160.52	
Ending Balance	6/30/22			4,023,275.08	

Credits/Deposits

Date	Amount	Description
6/27	135,099.49	Regular Deposit
6/30	160.52	Interest Deposited

Daily Balance Information

Date	Balance	Date	Balance	Date	Balance
Beginning Balance	3,888,015.07				
6/27	4,023,114.56	6/30	4,023,275.08		

South Carolina Office of State Treasurer

Curtis M. Loftis, Jr.

Local Government Investment Pool

Statement of Account

06/01/2022 - 06/30/2022

		Account Number:	2530
	CENTAL MIDLANDS REGIONAL	**Beginning Balance:**	8,582,954.78
	Operating Reserve	**Ending Balance:**	11,591,955.40
	3613 Lucius Road	**Average Balance:**	8,682,954.78
	Columbia, SC 29201	**Average Interest Rate (365):**	1.2612 %

Date	Description	Contributions	Withdrawals	Balance
06/01/2022	Beginning Balance	--	--	8,582,954.78
06/30/2022	Deposit	3,000,000.00	--	11,582,954.78
06/30/2022	Reinvestment	9,000.62	--	11,591,955.40

	Funds Received	Funds Withdrawn	Interest Earned
MTD	3,000,000.00	0.00	9,000.62
YTD	3,000,000.00	0.00	28,545.80

South Carolina Office of State Treasurer

Curtis M. Loftis, Jr.

Local Government Investment Pool

Statement of Account

06/01/2022 - 06/30/2022

		Account Number:	2533
CENTRAL MIDLANDS REGIONAL		**Beginning Balance:**	10,170,191.28
Emergency Reserve		**Ending Balance:**	10,180,709.03
3613 Lucius Road		**Average Balance:**	10,170,191.28
Columbia, SC 29201		**Average Interest Rate (365):**	1.2582 %

Date	Description	Contributions	Withdrawals	Balance
06/01/2022	Beginning Balance	--	--	10,170,191.28
06/30/2022	Reinvestment	10,517.75	--	10,180,709.03

	Funds Received	Funds Withdrawn	Interest Earned
MTD	0.00	0.00	10,517.75
YTD	1,584,945.25	0.00	32,354.18

Jun-22

MONTHLY FUEL GAUGE REPORT

		Diesel		Propane
FY 2022 YTD				
July 2021 - June 2022				
Budgeted Cost Per Gallon	$	2.04	$	1.54
Average Price per Gallon	$	3.49	$	1.96
Net Gallons Purchased		467,073		311,916.91
Total Cost	$	1,629,701.25	$	610,030.52
Total Savings per Gallon Average ($)	$	(1.45)	$	(0.42)
Total Savings This Budget Period Average	$	(679,127.78)	$	(130,698.92)
FY 2021 YTD				
July 2020 - June 2021				
Budgeted Cost Per Gallon	$	2.05	$	1.87
Average Price per Gallon	$	1.90	$	1.44
Net Gallons Purchased		444,059		274,389
Total Cost	$	844,611.67	$	394,076.21
Total Savings per Gallon Average ($)	$	0.15	$	0.43
Total Savings This Budget Period Average	$	64,852.41	$	119,144.78

	Diesel	Propane
FY 2022 YTD	$ 3.49	$ 1.96
FY 2021 YTD	$ 1.90	$ 1.44

	Diesel	Propane
FY 2022 YTD	$ 1,629,701.25	$610,030.52
FY 2021 YTD	$ 844,611.67	$394,076.21

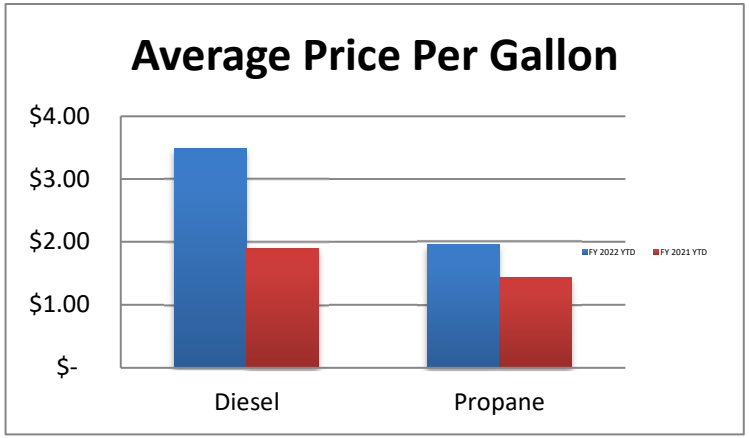

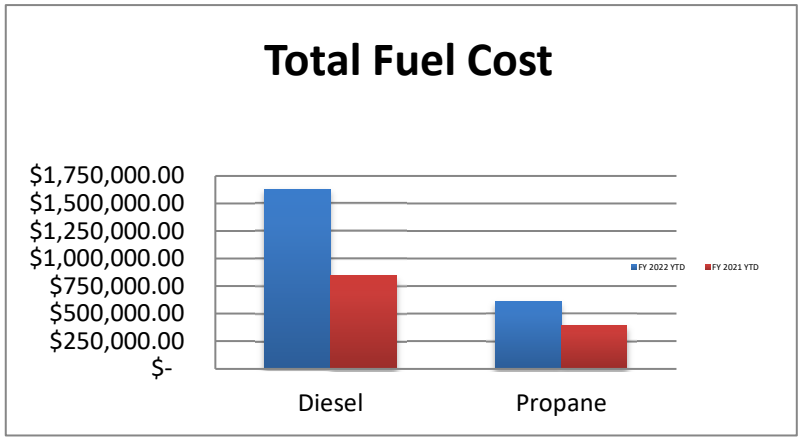

	Diesel	Propane
FY 2022 YTD	467,073	311,917
FY 2021 YTD	444,059	274,389

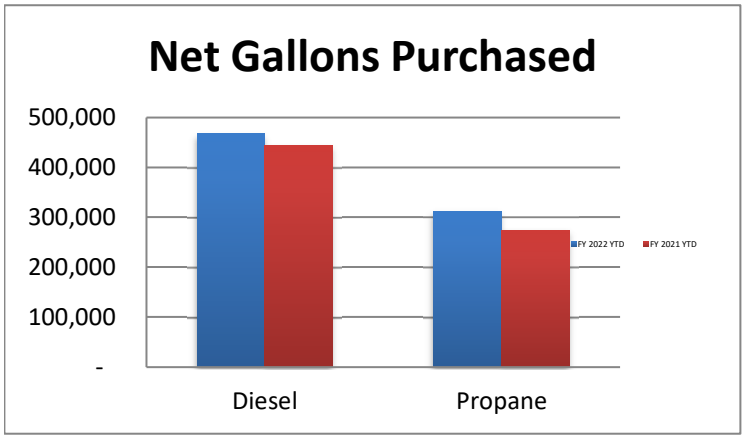

M/DBE Tracking
Local Funds Only
July 1, 2020 - June 30, 2022

Fiscal Year Summary (July 1, 2020 - June 30, 2022)	
Vendors Paid - Contracts with M/DBE Goal	$ 38,529,308.37
# M/DBEs Paid*	$ 9,302,393.32
The COMET M/DBE Goal	25%
M/DBE Goal Percentage Achieved	24.1%
# Vendors with M/DBE Goal	18
Note: Data reviewed from The COMET's Check Register from July 2020 -June 2022	
**Payments being verified for RATP Dev/Payments reflect up thru June 2022	

	The COMET/Contractors Vendor Name	The COMET Paid Vendor YTD	Amount DBE Paid YTD* (Direct/Indirect)	Contract M/DBE Requirement	Percentage of Goal Achieved
1	A James Global Services	$ 136,311.56	$ 136,311.56	100%	100%
2	AOS Specialty Contractors (20%)	$ 337,410.92	$ 337,410.92	100%	100%
3	Able South Carolina	$ 235,322.19	$ 2,900.00	2%	1%
4	Amerigas	$ 849,905.25	$ 9,360.00	2%	1%
5	B & C Associates	$ 183,771.10	$ 183,771.10	100%	100%
6	Brownstone Construction Group (MBE) (20%)	$ 126,316.46	$ 120,547.86	2%	95%
7	Burr Furman McNair	$ 518,291.97	$ 73,730.00	2%	14%
8	Capital Building Services	$ 116,854.61	$ 116,854.61	100%	100%
9	Chernoff Newman	$ 90,268.75	$ 4,050.00	2%	4%
10	CR Jackson Inc (20%)	$ 128,835.66	$ 14,668.00	5%	11%
11	Flock and Rally	$ 614,249.89	$ 614,249.89	100%	100%
12	IT1 Solutions (20%)	$ 41,658.60	$ 325.14	2%	1%
13	New Age Protection	$ 411,956.70	$ 411,956.70	100%	100%
14	RATP Dev**	$ 34,100,042.79	$ 7,227,428.36	20.06%	21%
15	Strategic Mapping (20%)	$ 367,110.40	$ 18,390.00	7%	5%
16	Tolar Manufacturing (20%)	$ 181,832.60	$ 6,454.66	2%	4%
17	Transit Mgmt Oversight & Solutions	$ 17,014.92	$ 17,014.92	100%	100%
18	Walker White (20%)	$ 72,154.00	$ 6,969.60	12%	10%
	Total Payments	$38,529,308.37	$ 9,302,393.32		24.1%

M/DBE Tracking
July 1, 2020 - June 2022

	DBE Firm	The COMET Vendor	Service Description	The COMET Paid Vendor YTD	Amount DBE Paid YTD**
1	A James Global Services	A James Global Services	Landscaping	$ 136,311.56	$ 136,311.56
2	AOS Specialty	AOS Specialty	Bus Stop Amenities	$ 337,410.92	$ 337,410.92
3	Flock and Rally	Able South Carolina	Certification/Mobility Management	$ 235,322.19	$ 2,900.00
4	Apex Construction	Amerigas	Propane Fuel	$ 849,905.25	$ 9,360.00
5	B & C Associates	B & C Associates	Janitorial	$ 183,771.10	$ 183,771.10
6	Brownstone Construction Group (MBE)	Brownstone Construction Group (MBE)	Architectural & Engineering	$ 122,920.21	$ 117,151.61
	CES Group Engineers	Brownstone Construction Group (MBE)	Civil Engineering, Surveying, Environmental	$ 3,396.25	$ 3,396.25
7	Gaffney Lewis LLC	Burr Furman McNair	Legal Services	$ 518,291.97	$ 73,730.00
8	Capital Building Services	Capital Building Services	Janitorial/Landscaping	$ 116,854.61	$ 116,854.61
10	Heyward Bannister/Banco-Bannister	Chernoff Newman	PR/Website	$ 90,268.75	$ 4,050.00
11	AOS Specialty	CR Jackson Inc	Parking Lot Repair	$ 128,835.66	$ 14,668.00
12	Flock and Rally	Flock and Rally	Marketing	$ 614,249.89	$ 614,249.89
13	No Info to Date	IT1 Solutions	IT	$ 41,658.60	$ 325.14
14	New Age Protection	New Age Protection	Security	$ 411,956.70	$ 411,956.70
15		RATP Dev	Fixed Route/Paratransit Oper	$ 34,100,042.79	
	Transport Care Services	RATP Dev	Paratransit, Bus Cleaning		$ 6,459,562.91
	Capital Building Services	RATP Dev	Bus Stop Maintenance, Vehicle Detailing		$ 293,703.00
	Nissi Group	RATP Dev	NTD Reporting		$ 23,779.00
	Hard Hat	RATP Dev	Safety Equipment		$ 7,800.79
	A Customer Point of View	RATP Dev	Mystery Rider		$ 34,957.00
	Ed Rush	RATP Dev	Uniforms		$ 293,999.52
	Alpha Business Solutions	RATP Dev	Office Supplies		$ 14,877.94
	Rely Supply	RATP Dev	Oil, Lube, etc.		$ 98,748.20
16	Elite Professionals	Strategic Mapping	ITS	$ 367,110.40	$ 18,390.00
17	Davis Freight Mgmt	Tolar Manufacturing	Bus Shelters	$ 181,832.60	$ 6,454.66
18	Transit Mgmt Oversight & Solutions	Transit Mgmt Oversight & Solutions	Triennial Review Prep	$ 17,014.92	$ 17,014.92
19	Wallace Mechanic Supply	Walker White	HVAC Replacement	$ 72,154.00	$ 6,969.60
	Total Payments			**$ 38,529,308.37**	**$ 9,302,393.32**

M/DBE Tracking
RATP Dev Payments
7/1/20-6/30/22

Fiscal Year Summary (July 1, 2020 - June 30, 2022)			RATP Dev Contractors	Type of Work or Products	Contract Period	RATP Dev Paid Vendor YTD	RATP Dev Contract M/DBE Requirement	Percentage of Goal Achieved
The COMET Paid RATP Dev*	$ 33,728,490.24	1	Transport Care Services	Operate DART services, vehicle cleaning	7/1/20 - current (5 yr term)	$ 6,459,562.91	18.41%	19.2%
M/DBEs Paid**	$ 7,227,428.36	2	Capital Building Services	Bus Stop cleaning/maintenance & vehicle detailing services	12/17/21 - 4/30/22 (being extended)	$ 293,703.00	1.14%	0.9%
The COMET M/DBE Goal	20.06%	3	Nissi Group	Trip sampling for NTD Reports	7/1/20 - current (5 yr term)	$ 23,779.00	0.14%	0.1%
M/DBE Goal Percentage Achieved	21.4%	4	Hard Hat Transportation	Safety, facility and office supplies and equipment	7/1/20 - current (5 yr term)	$ 7,800.79	0.02%	0.0%
		5	A Customer's Point of View	Mystery rides/observations on Fixed Routes	7/1/20 - current (5 yr term)	$ 34,957.00	0.20%	0.1%
Note: Data reviewed from The COMET's Check Register*		6	Ed Rush Consulting & Dev	Operator uniforms	7/1/20 - current (5 yr term)	$ 293,999.52	0.14%	0.9%
Note: Verified data provided by RATP Dev from July 2020 -June 2022**		7	Alpha Business Solutions	Office supplies	7/1/20 - current (5 yr term)	$ 14,877.94		0.0%
THE COMET CENTRAL MIDLANDS TRANSIT		8	Rely Supply	Lube, oil, coolants, etc.	7/1/20 - current (5 yr term)	$ 98,748.20		0.3%
			Total Payments			$ 7,227,428.36		21.4%

M/DBE Tracking
RATP Dev Payments
7/1/21-6/30/22

Fiscal Year Summary (July 1, 2021 - June 30, 2022)	
The COMET Paid RATP Dev*	$ 22,297,914.27
# M/DBEs Paid**	$ 3,856,978.82
The COMET M/DBE Goal	20.06%
M/DBE Goal Percentage Achieved	17.3%
Note: Data reviewed from The COMET's Check Register*	
Note: Verified data provided by RATP Dev from July 2021 -June 2022**	

	RATP Dev Contractors	Type of Work or Products	RATP Dev Paid Vendor YTD	RATP Dev Contract M/DBE Requirement	Percentage of Goal Achieved
1	Transport Care Services	Operate DART services, vehicle cleaning	$ 3,471,423.41	18.41%	15.6%
2	Capital Building Services	Bus Stop cleaning/maintenance & vehicle detailing services	$ 133,237.00	1.14%	0.6%
3	Nissi Group	Trip sampling for NTD Reports	$ 10,840.00	0.14%	0.0%
4	Hard Hat Transportation	Safety, facility and office supplies and equipment	$ -	0.02%	0.0%
5	A Customer's Point of View	Mystery rides/observations on Fixed Routes	$ 25,457.00	0.20%	0.1%
6	Ed Rush Consulting & Dev	Operator uniforms	$ 144,675.44	0.14%	0.6%
7	Alpha Business Solutions	Office supplies	$ 423.77		0.0%
8	Rely Supply	Lube, oil, coolants, etc.	$ 70,922.20		0.3%
	Total Payments		$ 3,856,978.82		17.3%

5 Year Plan: 2022 - 2026

Existing Grant Funds

Grant #	Line Item #	Line Item Description	Percentage Federal/Local	Fed Amt Remaining	Local Match Remaining	Total Remaining	Comments
SC-90-X247-01	11.92.08	Purchase Signage	80/20	$ 25,746	$ 6,440	$ 32,186	Bus stop & route info signs and placement
		TOTAL GRANT BALANCE:		**$ 25,245**	**$ 6,311**	**$ 31,556**	
SC-2018-008	11.32.07	Surveillance / Security System	80/20	$ 135,723	$ 33,931	$ 169,654	Includes funds for cameras for vehicles and transit facilities
(FY 2015 Apportionment of 5307)		*TOTAL GRANT BALANCE:*		**$ 135,723**	**$ 33,931**	**$ 169,654**	
SC-2018-031	11.12.02	Buy Replacement 35 Ft Buses	85/15	$ 1,640,500	$ 289,500	$ 1,930,000	4 Diesel 35 Foot buses to replace propane VINs 6557, 9156, 6564, and 9154
(FY 2013 - SCDOT - 5307 Small Urban Lapsing Funds)		*TOTAL GRANT BALANCE:*		**$ 1,640,500**	**$ 289,500**	**$ 1,930,000**	
PT-8M499-04	11.13.09	Purchase Expansion Trolleys	85/15	$ 153,000	$ 27,000	$ 180,000	Purchase 2 Trolleys - Combine funds with 2018 5307 Funds in the amount of $420,000
SCDOT Vehicle Replacement Initiative Phase II-b (SMTF)		*TOTAL GRANT BALANCE:*		**$ 153,000**	**$ 27,000**	**$ 180,000**	
(FY 2016 Apportionment)	11.42.06	Shop Equipment	80/20	$ 60,000.00	$ 15,000.00	$ 75,000.00	Replace bus washer
SC-2019-008	11.7C.00	Non Fixed Route ADA Paratransit Service	80/20	$ -	$ -	$ -	(Up to 10% of allocation) FY 18-19
5307	11.7D.02	Employee Education / Training	80/20	$ 157,478.00	$ 34,138.00	$ 191,616.00	(1/2 of 1% maximum) NTD reporting with new APC's, misc. training, etc. (Funds anticipated to last approx 4 years)
APPROVED 2/29/2019	11.42.10	Acquire - Mobile Fare Collection Equipment	80/20	$ -	$ -	$ -	Includes funds for fareboxes for University Service vehicles.
	11.12.02	Purchase Replacement 35-Ft Buses	85/15	$ 1,002,382.00	$ 176,891.00	$ 1,179,273.00	Purchase of 2.6 buses (Need 7) @ approx $457,000 each (wrap, bike racks, clever DR700, etc.) to replace 2014 propanes. (4 Propanes being replaced with 2018-031 funds.)
	11.71.11	3rd Party Contractor - Website redesign	80/20	$ 20,902.00	$ 5,226.00	$ 26,128.00	$25k for website redesign and rest for updates

5 Year Plan: 2022 - 2026

Existing Grant Funds

Grant #	Line Item #	Line Item Description	Percentage Federal/Local	Fed Amt Remaining	Local Match Remaining	Total Remaining	Comments
	30.09.03	Transit Operations	50/50	$ -	$ -	$ -	Operations funding for service in Lexington and/or Richland County. (Operations is 50/50 minus fare revenue) FY 18-19
	11.7A.00	Preventive Maintenance	80/20	$ -	$ -	$ -	For expenses incurred Oct 1, 2018 - Sept 30,2019
Total Apportionment is $4,188,852.		***TOTAL GRANT BALANCE:***		**$ 1,240,762.00**	**$ 231,255.00**	**$ 1,472,017.00**	
SC-2020-015	11.14.02	Rehab/Rebuild 35 Ft Bus	80/20	$ 200,000.00	$ 50,000.00	$ 250,000.00	Rehab 8 New Flyer 2010 35' buses @ $25k each
(FY 2016 Apportionment)	11.44.05	Rehab/Renovate Bus Yard	80/20	$ 62,172.00	$ 15,543.00	$ 77,715.00	Repair and/or replace asphalt at Admin & Maintenance Facility
	11.71.11	Rehab/Rebuild 35 Ft Bus	80/20	$ 39,391.00	$ 9,848.00	$ 49,239.00	Remove/Replace/Install wraps on existing vehicles
5307	11.92.06	Bike Program	80/20	$ 72,172.00	$ 18,043.00	$ 90,215.00	(Enhancement) 10 stations, COMET riders ride free for 45 minutes, operating costs & costs of stations, some stations placed in low income areas - FY 18-19
	30.09.05	Vanpool (JARC) - Operations	50/50	$ 112,892.00	$ 112,892.00	$ 225,785.00	Vanpool FY 18-19, FY 19-20
	11.7C.02	Non Fixed Route ADA Paratransit Service	80/20	$ 455,572.00	$ 113,893.00	$ 569,465.00	(Up to 10% of allocation) FY 18-19
Total Apportionment is $4,555,743.	30.09.03	Transit Operations	50/50	$ 1,545,557.00	$ 1,545,557.00	$ 3,091,114.00	Operations funding for transit service in Lexington and/or Richland County. (Operations is 50/50 minus fare revenue) FY 19-20.
	11.12.02	Purchase Replacement 35-Ft Buses	85/15	$ 464,571.00	$ 81,983.00	$ 546,554.00	Purchase of 1.2 buses (Need 7) @ approx $457,000 each (wrap, bike racks, clever DR700, etc.) to replace 2014 propanes.(4 Propanes being replaced with 2018-031 funds.)
	11.42.11	Staff Cars	80/20	$ 18,243.00	$ 4,561.00	$ 22,804.00	3 Staff vehicles (including John's) plus Shop Truck
	11.7A.00	Preventive Maintenance	80/20	$ 717,723.00	$ 179,431.00	$ 897,154.00	For expenses incurred Oct 1, 2019 - Sept 30,2020
		TOTAL GRANT BALANCE:		**$ 3,688,293**	**$ 2,131,751**	**$ 5,820,045**	

5 Year Plan: 2022 - 2026

Existing Grant Funds

Grant #	Line Item #	Line Item Description	Percentage Federal/Local	Fed Amt Remaining	Local Match Remaining	Total Remaining	Comments
CARES Act 5307 Funding 2020	11.7K.01	Crime Prevention & Security	100	$ 16,641	0	$ 16,641	Security guards at Transit Center and on buses
	30.09.03	Transit Operations	100	$ -	0	$ -	Operating - January 1, 2020 - June 30, 2020
SC-2020-20	30.09.03	Transit Operations	100	$ -	0	$ -	Operating - July 1, 2020 - June 30, 2021
	30.09.03	Operating Assistance - Senior Transportation	100	$ 100,000	0	$ 100,000	Grant Amendment - CMCOG allowed CMRTA an additional $100,000 to subsidize senior transportation.
Total Apportionment is $15,295,748. CMCOG giving The COMET $13,595,748; CMCOG gave an additional $100k for Senior Transportation		***TOTAL GRANT BALANCE:***		**$ 116,641**	**$ -**	**$ 116,641**	
(FY 2018 Apportionment)	11.92.02	Shelters - Engineering & Design	80/20	$ 363,585	$ 90,896	$ 454,481	FOR LUCIUS ROAD SUPERSTOP
5339 SC-2021-004		***TOTAL GRANT BALANCE:***		**$ 363,585**	**$ 90,896**	**$ 454,481**	
Total Apportionment is $632,576.							
(FY 2018 Apportionment)	11.12.02	Purchase Replacement 35-Ft Buses	85/15	$ 867,394	$ 153,069	$ 1,020,463	Purchase of 3.2 buses (Need 7) @ approx $457,000 each (wrap, bike racks, clever DR700, etc.) to replace 2014 propanes. (4 Propanes being replaced with 2018-031 funds.)
SC-2021-019	11.12.09	Purchase Replacement Trolleys	85/15	$ 357,000	$ 63,000	$ 420,000	Purchase 2 Trolleys - Combine funds with SCDOT Vehicle Replacement Funds in the amount of $180,000 (Contract PT-8M499-04)
5307	44.26.14	Planning - Metropolitan Planning	80/20	$ 84,405	$ 21,101	$ 105,507	Covers planning staff salary and benefits, planning consultants
Total FEDERAL Apportionment is $5,043,759 but The COMET receives **$4,843,759** with CMCOG keeping $200,000 for planning.	30.09.03	Transit Operations	50/50	$ 1,016,000	$ 1,016,000	$ 2,032,000	Operations funding for service in Lexington and/or Richland County. (Operations is 50/50 minus fare revenue) FFY 20-21;
REMAINING $240,000 TO BE USED TOWARD PRELIMINARY INTERMODAL FACILITY WORK	11.42.20	Replace A/C at Admin Facility	80/20	$ 68,416	$ 17,104	$ 85,520	Replace entire HVAC unit at Admin. Facility

5 Year Plan: 2022 - 2026

Existing Grant Funds

Grant #	Line Item #	Line Item Description	Percentage Federal/Local	Fed Amt Remaining	Local Match Remaining	Total Remaining	Comments
	11.7A.00	Preventive Maintenance	80/20	$ 327,907	$ 81,977	$ 409,884	For Expenses incurred Oct 1, 2020 - Sept 30, 2021
		TOTAL:		**$ 2,721,122**	**$ 1,352,251**	**$ 4,073,374**	
SC-2021-005	11.42.08	ADP Software		$ 11,754	$ -	$ 11,754	
ICAM Grant	11.71.11	3rd Party Contractural Services		$ 48,648	$ -	$ 48,648	
	30.09.01	Operating Assistance		$ 2,076	$ -	$ 2,076	
	00.00.00	IN KIND MATCH - Mobility Manager		$ -	$ 15,368	$ 15,368	
Total Apportionment $249,912		***TOTAL GRANT BALANCE:***		**$ 62,478**	**$ 15,368**	**$ 77,846**	
SC-2021-023	11.12.01	Buy Replacement 40' Bus (x6)	85/15	$ 90,134	$ 15,906	$ 106,040	
(FY 2019 Apportionment)	11.13.01	Buy Expansion 40' Bus (x2)	85/15	$ 72,857	$ 12,857	$ 85,714	
(U of SC buses)	11.13.02	Buy Expansion 35' Bus (x4)	85/15	$ -	$ -	$ -	
Total Apportionment $5,154,206		***TOTAL GRANT BALANCE:***		**$ 162,991**	**$ 28,763**	**$ 191,754**	
		GRAND TOTALS:		**$ 10,310,340**	**$ 4,207,026**	**$ 14,517,368**	

FFY 2022 - Proposed Funding

Grant #	Line Item #	Line Item Description	Percentage Federal/Local	Fed Amt Available	Local Match	Total	Estimated begin date	Estimated End Date	Comments	Project Description
New Grant (FY 2020 Apportionment)										
5307	11.7K.01	Crime Prevention & Security	50/50	$ 55,000.00	$ 55,000.00	$ 110,000.00			(1% of federal apportionment) Police officers - FY 20-21	
	11.33.10	Shelter & Amenities Installation	80/20	$ 1,600,000.00	$ 400,000.00	$ 2,000,000.00			Completion of Lucius Road SuperStop and additional shelters & amenities	
(APPLICATION IN PROGRESS)	11.12.01	Lo/No Expenses	80/20	$ 1,226,198.00	$ 216,388.00	$ 1,442,586.00			Portion of cost of 40' buses, infrastructure, training, etc.	
	11.42.07	ADP Hardware	80/20	$ 400,000.00	$ 100,000.00	$ 500,000.00			Hardware including 2 tablets, 8 PC's, etc. Upgrade the small conference room with an HDMI (digital video) capable projector, add microphones, and integrate with existing speakers to facilitate virtual conferences.	
	30.09.05	Vanpool (JARC) - Operations	50/50	$ 153,098.00	$ 153,098.00	$ 306,196.00			Vanpool - FY 19-20	
$5,399,496	11.12.02	Purchase Replacement 35-Ft Buses	85/15	$ 1,965,200.00	$ 346,800.00	$ 2,312,000.00			4 35-foot replacement vehicles to replace propane	
		Grand Total:		$ 5,399,496.00	$ 1,271,286.00	$ 6,670,782.00	*(Amount remaining to be allocated - FEDERAL)*	$ -		
New Grant (FY 2019 Apportionment)	11.92.02	Purchase Bus Shelters	80/20	$ 584,990	$ 146,247	$ 731,237.00			Purchase & Installation of 11 Shelters @ $62,000 ea.	
5339										
(APPLICATION IN PROGRESS)		Grand Total:		$ 584,990	$ 146,247	$ 731,237.00	*(Amount remaining to be allocated - FEDERAL)*	$ 0		
New Grant (FY 2020 Apportionment)	11.92.02	Shelter - Engineering & Design	80/20	$ 626,271.00	$ 156,567.75	$ 782,838.75			FOR LUCIUS ROAD SUPERSTOP	
5339										
$626,271		Grand Total:		$ 626,271.00	$ 156,567.75	$ 782,838.75	*(Amount remaining to be allocated - FEDERAL)*	$ -		
(APPLICATION IN PROGRESS)										
New Grant (FY 2021 Apportionment)			100	$ -	$ -	$ -				
CRRSSA (5310)			100		$ -					
Coronavirus Response & Relief Supplemental Appropriations Act Funds			100		$ -					
			100		$ -					
For Enhanced Mobility for Seniors and Individuals with Disabilities Programs			100		$ -					
(APPLICATION NOT STARTED)			100		$ -					
$76,307			100		$ -					
		Grand Total:		$ -	$ -	$ -	*(Amount remaining to be allocated - FEDERAL)*	$ 76,307.40		
New Grant (FY 2021 Apportionment)			100	$ -	$ -	$ -				
ARP (5310)			100		$ -					
American Rescue Plan Funds			100		$ -					
			100		$ -					
For Enhanced Mobility for Seniors and Individuals with Disabilities Programs			100		$ -					
(APPLICATION NOT STARTED)			100		$ -					
$76,308			100		$ -					
		Grand Total:		$ -	$ -	$ -	*(Amount remaining to be allocated - FEDERAL)*	$ 76,308.30		

FFY 2022 - Proposed Funding

Grant #	Line Item #	Line Item Description	Percentage Federal/Local	Fed Amt Available	Local Match	Total	Estimated begin date	Estimated End Date	Comments	Project Description
Grant #	**Line Item #**	**Line Item Description**	**Percentage Federal/Local**	**Fed Amt Available**	**Local Match**	**Total**	**Estimated begin date**	**Estimated End Date**	**Comments**	**Project Description**
New Grant (FY 2021 Apportionment)		Marketing	100	$ 50,000.00	$ -	$ 50,000.00			Marketing of healthcare related campaigns	
ARP (5307)		ADP Hardware	100	$ 200,000.00	$ -	$ 200,000.00			New routers for buses to take advantage of 5G, Misc. ADP hardware	
American Rescue Plan Funds		Misc. Bus Station Equip	100	$ 400,000.00	$ -	$ 400,000.00			5 ticket vending machines @ approx. $70k each	
		ADP Software	100	$ 225,000.00	$ -	$ 225,000.00			Includes 1 time software purchase (approx $42k) for ticket vending machines	
For Capital and Operational funding of Urbanized Areas		Bus Shelters	100	$ 677,202.00	$ -	$ 677,202.00			Purchase/Installation of bus shelters	
(APPLICATION NOT STARTED)	11.12.02	Purchase replacement 35' buses	100	$ 2,312,000.00		$ 2,312,000.00			4 35-foot replacement vehicles to replace propane	
		Additional parking/amenities	100	$ 2,000,000.00	$ -	$ 2,000,000.00			Clearing, paving, etc. of corner of Marlboro & Lucius for additional employee parking / driver training. Would be fenced and lighted.	
$7,418,402		Driver relief cars	100	$ 50,000.00	$ -	$ 50,000.00			2 driver relief sedans @ $25,000 each	**Staff Recommendation**
		New fareboxes for FR & DART	100	$ 1,200,000.00	$ -	$ 1,200,000.00			Would upgrade existing fareboxes to allow for all technology as well as make the entire fleet the same	**Staff Recommendation**
	11.42.20	Misc. Equipment	100	$ 15,000.00		$ 15,000.00			Golf cart for use at Admin Facility	**Staff Recommendation**
		PEM Unit for Fareboxes	100	$ 1,000.00	$ -	$ 1,000.00			Additional Printing Encoding Machine for fare media	**Staff Recommendation**
		Genfare Link	100	$ 150,000.00	$ -	$ 150,000.00			Genfare Link includes Account Based, Rider Portal/eFare (Online) + Organization (Card Based). Also includes Garage Data System, Network Manager, and Probe Lanes.	**Staff Recommendation**
		Upgrade Small Conference Room Equip	100	$ 1,000.00	$ -	$ 1,000.00			Upgrade the small conference room with an HDMI (digital video) capable projector, add microphones, and integrate with existing speakers to facilitate virtual conferences.	**Staff Recommendation**
		ADP Hardware/Software	100	$ 30,000.00	$ -	$ 30,000.00			Centralized storage for bus video footage	**Staff Recommendation**
		ADP Hardware/Software	100	$ 100,000.00		$ 100,000.00			Software licenses and implementation services for paratransit eligiblity certification process	**Staff Recommendation**
		Operations	100	$ 7,200.00	$ -	$ 7,200.00			Internal task/project management system ($30 per person per month)	**Staff Recommendation**
		Grand Total:		$ 7,418,402.00	$ -	$ 7,418,402.00	*(Amount remaining to be allocated - FEDERAL)*	$ 0		
New Grant (FY 2018 Apportionment)		Preliminary Site Work for Intermodal Center	80/20	$ 240,000	$ 60,000	$ 300,000				
5307 - $240,000 remaining		Grand Total:		$ 240,000	$ 60,000	$ 300,000	*(Amount remaining to be allocated - FEDERAL)*	$ -		
(APPLICATION IN PROGRESS)										
		GRAND TOTALS:		**$ 14,269,158.60**	**$ 1,634,101.15**	**$ 15,903,259.75**				

FFY 2023 - Proposed Funding

Grant #	Line Item #	Line Item Description	Percentage Federal/Local	Fed Amt Available	Local Match	Total	Estimated begin date	Estimated End Date	Comments	Project Description
New Grant (FY 2021 Apportionment)										
5307	11.7K.01	Crime Prevention & Security	50/50	$ 55,000.00	$ 55,000.00	$ 110,000.00			(1% of federal apportionment) Police officers - FY 21-22	
	11.7C.00	Non Fixed Route ADA Paratransit Service	80/20	$ 550,000.00	$ 137,500.00	$ 687,500.00			(Up to 10% of allocation) - FY 21-22	
	11.42.08	ADP Software	80/20	$ 120,000.00	$ 30,000.00	$ 150,000.00			REMIX Software	
	11.7D.02	Employee Education / Training	80/20	$ 27,500.00	$ 6,875.00	$ 34,375.00			(1/2 of 1% maximum) misc. training, etc. - FY 21-22	
	11.12.04	Purchase Replacement Cutaways	85/15	$ 1,062,500.00	$ 187,500.00	$ 1,250,000.00	3/31/2023	12/31/2025	Purchase of 10 Cutaways (Need 21) @ approx $125,000 each (wrap, bike racks, clever DR700, etc.) to replace 2016s . Other 11 coming from FY 2020 5307 Grant	Replaces VINS 03962, 03970, 03974, 03964, 03979, 03984, 03988, 03982, 03983 & 05506
	11.92.06	Bike Program	80/20	$ 330,000.00	$ 82,500.00	$ 412,500.00			COMET riders ride free for 45 minutes, operating costs & costs of stations, some stations placed in low income areas - FY 21-22	
	30.09.05	Vanpool (JARC) - Operations	50/50	$ 165,000.00	$ 165,000.00	$ 330,000.00			Vanpool - FY FY 21-22	
	11.12.02	Purchase Replacement 35-Ft Buses	85/15	$ 1,165,350.00	$ 205,650.00	$ 1,371,000.00	3/31/2024	12/31/2026	Purchase of 3 buses (Need 8) @ approx $457,000 each (wrap, bike racks, clever DR700, etc.) to replace 2010 New Flyers. Combination of FY 2022, 2023 and 2024 5307 Grants	
Full Apportionment = 5,496,654 CMCOG: $250,000 **CMRTA: $5,246,654**	30.09.03	Transit Operations	50/50	$ 1,500,000.00	$ 1,500,000.00	$ 3,000,000.00			Operations funding for service in Lexington and/or Richland County. (Operations is 50/50 minus fare revenue) FY 22-23	
		Grand Total:		$ 4,975,350.00	$ 2,370,025.00	$ 7,345,375.00	*(Estimated amount remaining to be allocated - FEDERAL)*	$ 271,304.00		
New Grant (FY 2021 Apportionment) **5339**	11.92.02	Purchase Bus Shelters	80/20	$ 586,728.00	$ 146,682.00	$ 733,410.00			Purchase & Installation of 11 Shelters @ $62,000 ea.	
Full Apportionment = 586,728		Grand Total:		$ 586,728.00	$ 146,682.00	$ 733,410.00	*(Estimated amount remaining to be allocated - FEDERAL)*	$ -		

ESTIMATED GRAND TOTALS: $ 5,562,078.00 $ 2,516,707.00 $ 8,078,785.00

THE COMET
CENTRAL MIDLANDS TRANSIT

DATE: August 4, 2022 AGENDA ITEM # 7C

TO: Central Midlands Regional Transit Authority Finance Committee

FROM: Rosalyn Andrews, Director of Finance/CFO

SUBJECT: Going Cashless on Buses

Contactless Payment, is the Future of Public Transit

Benefit of cashless system

- Speed of boarding (allowing to increase OTP): research shows that cashless systems, in which transit users scan a card or phone, move passengers more quickly through a transit system.

Fare Collection System	Average Boarding Time	Suggested Default Boarding Time
Putting exact change into a farebox	2.9-5.1 seconds	4.5 seconds/passenger
Using a smart card	2.5-3.2 seconds	2.75 seconds/passenger
Visual inspection (paper transfer, flash pass, or mobile phone)	1.6-2.6 seconds	1.75 seconds/passenger

- Data collection: Digital fare collection means transit agencies can collect more ridership data, assisting agencies in transit service planning. We can analyze how boardings differ by time of day or day of week, on each route, by type of rider. The data tells us if the frequency of transit differs between riders with monthly passes and riders paying on an individual trip basis and can be used to create other tools that support transportation planning efforts.

Reason to consider going cashless

- Cashless Operations has no negative impact; Transactions are faster; Currency carries germs.

Timeline:

Announce to public 4th quarter 2022; transition to ticket vending machines (TVM) 2023 – will be ordering 5 TVM; Full cashless

1st quarter 2024

Rosalyn Andrews

Rosalyn Andrews

INSIGHTS

Top 10 reasons why your city needs contactless payments

HOW AUTOMATED FARE COLLECTION CAN REVOLUTIONIZE YOUR AGENCY

Contactless payments around the world have skyrocketed as people look for touch free payment experiences amid the coronavirus pandemic. The crisis has boosted the positive perception of contactless payments because it is viewed as a cleaner way to pay and it can be 5-10 times faster than other in-person payment methods.

It has reinforced use in markets where adoption is more mature and simulated use in newer markets. We believe this trend is here to stay.

But we already knew that the world was going contactless, right? The majority of countries are on the path to digital payments. This is due to increasing focus on the economic, social and sustainable development of major urban areas – smart cities – as well as advancements in technology such as the Internet of Things and enhanced connectivity.

The concept of contactless transit has been around for more than a decade in the form of smartcards. Technology has advanced with pay-as-you-go and tap-and-ride using bank cards or mobile phones, with countries like the United Kingdom, Singapore, Russia and Brazil leading the way. The reality is that the contactless transit movement was very much in play before the crisis, but we will now see greater momentum and faster adoption.

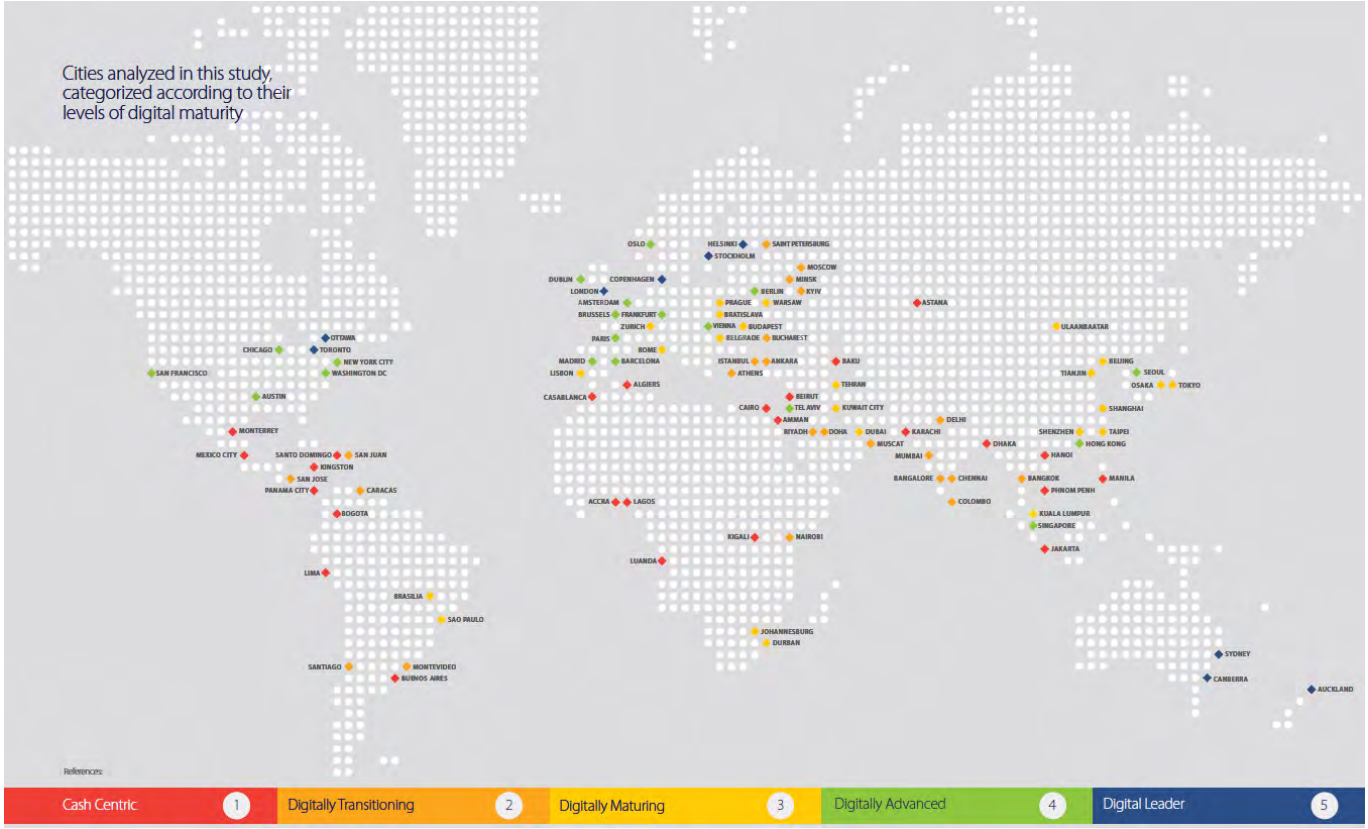

Source: Visa Cashless Cities Report

Where is your city on this journey? Check out the Visa Cashless Cities Report. It is a fascinating read, offering in depth analysis of the costs, benefits, impact and strategies of going cashless.

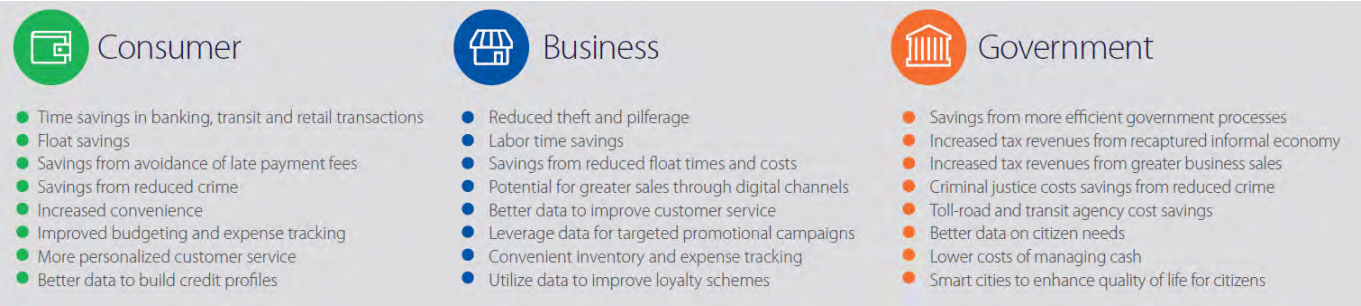

Source: Visa Cashless Cities Report

In this blog, we explore the top 10 reasons why the leading transit agencies around the world are making the move to contactless payments with rapid adoption that is exceeding expectations.

THE TOP BENEFITS OF CONTACTLESS TRANSIT

Contactless transit embraces the technology that passengers already have in their hands and reduces the use of bespoke hardware and tickets. It is the most convenient, cost effective and sustainable way to go cashless! There is no doubt that cashless payments result in significant gains for the city, operators, passengers and wider community.

Transport for London says that removing cash fares speeds up boarding times and leads to faster journeys saying:

> *"Customers will not only benefit from a quicker, cheaper and more convenient method of paying their bus fare; it will also enable us to save millions of pounds each year – which will be reinvested in further improvements to the capital's transport network."*

Following the rollout of the Contactless Transit Framework in the UK, contactless pay-as-you-go journeys reached 54 percent in London, with mobile-wallet based payments representing 16 percent. Contactless payments continue to see significant and consistent growth in London, as other methods steadily decline.

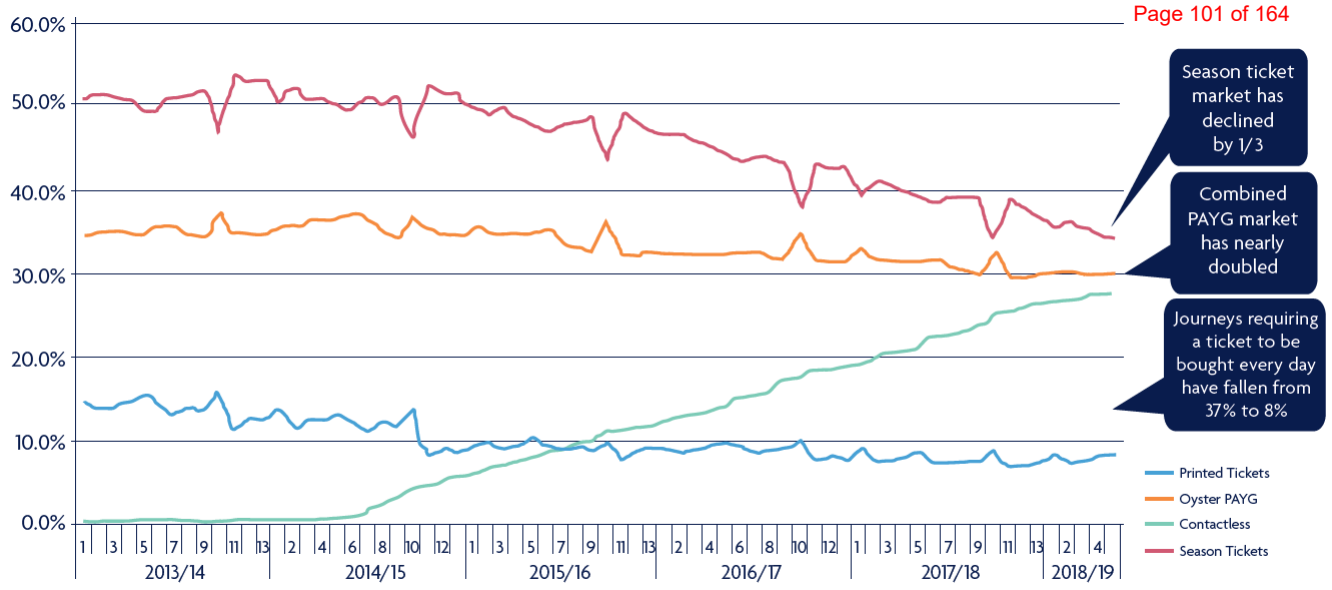

Transport for London (TfL) Contactless Journey Trends

So let us get on with our top 10!

1. Speed up boarding and reduce dwell times

The driver efficiencies and operational gains are significant. Cashless systems move passengers more quickly through the transit system, with reports that contactless payment can reduce boarding times by half compared to putting the exact change into a farebox. This has a tremendous impact on passenger throughput, dwell times, run times and route cycles. It also improves on-time performance and schedule adherence – the number one factor behind passenger satisfaction.

2. Reduce cost of cash handling

Research has found that transit authorities spend 3.5 times more on physical collection of fares versus digital fares (14.5 cents a physical dollar versus 4.2 cents a digital dollar). This is mainly due to labor cost savings as cashless transactions are processed automatically, such as reducing travel to collect and deposit cash, shorter reconciliation times and lower risks of cash related crime.

3. Reduce cost of ticket management and infrastructure

Cities are required to be smarter in their deployment of resources and contactless transit helps by removing some of the cost of managing ticketing infrastructure. This could include a reduction in ticket counters which cuts down on staffing costs and operating ticket vending machines or running other processes required to issue customers with a travel token, such as paper-based tickets or smartcards.

4. Create a compelling passenger experience

Fast and easy contactless payments eliminates the need to queue – to purchase tickets, top-up smart cards and to board services – leading to a much better travel experience. In fact, 84 percent of customers cite 'speed' and 79 percent cite 'ease' as reasons for using contactless payments. Interestingly, according to research, passengers are willing to sacrifice knowing the exact cost of their travel for the convenience of not having to pre-purchase tickets. Customers are also more confident in using public transport when they do not have to worry about having the exact cash for a fare, particularly on non-regular routes. In fact, 45 percent of passengers would feel more positively towards public transport operators if contactless was introduced.

5. Best fares and incentivizing travel behavior

Contactless payments enable 'best fare' offers with fares aggregated and capped on a daily or weekly basis. TfL directly attributes this to an increase in ridership. Since it launched its Hopper fare in 2016 – £1.50 for unlimited journeys within one hour of touching in – the first successful year of 80,000 'Hops' per day is now at 450,000 each day. Cashless systems also offer the potential to offer discounts or incentives to riders to avoid peak hours.

6. Tap into new markets and attract new riders

A recent report by Transport Focus on bus travel for young people found that 'the overriding view was that contactless is the way forward and should be offered via card or phone'. It also found that young people are more likely to use public transport if they don't have to worry about having the exact change. Contactless

payments also enable international tourists to use public transport without having to understand proprietary ticketing systems.

7. Improve driver safety

The strongest advocate for contactless has been the driver community, which appreciates the quicker boarding times and reduction in cash handling. This was particularly the case with the coronavirus pandemic, which has led the need to remove cash handling and minimize any personal contact to reduce the risk of spreading the disease. It is likely that these concerns will remain for the foreseeable future and possibly even forever.

8. Increase revenue and profitability

Increased journey volumes, increase customer throughput, increase customer satisfaction all lead to increased revenue. When you bring the operational cost savings into the mix, the business case is solid! Across the 100 cities studied by Visa, businesses that started accepting digital payments saw revenues increase 17 percent, on average. It is also worth noting that when people were asked what they thought about contactless public transport proposition, 61 percent were very interested or interested.

9. Data driven service planning

Digital fare collection has empowered transit agencies with analytics that just are not available in the cash world. By collecting more data, access to metrics and insights can be used to assist transit service planning. With a better understanding of passenger flows and behavior, agencies can improve fare modeling, route loading and capacity planning.

10. Seamless use across different operators

As contactless cards operate on open global standards, they offer the ability to travel between different operators using the same device. This is very compelling for customers because a common customer experience reduces confusion and

increases both trust and adoption. It is also compelling for cities with a multi-mode multi-operator model end game in mind.

CONTACTLESS PAYMENT SOLUTIONS FROM LIT TRANSIT

We hope this has helped you to understand how moving to a cashless payment system speeds up boarding and enhances the overall rider experience while improving your bottom line. We are in touch with many transit agencies who are currently rethinking their ticketing systems due to the COVID-19 outbreak. Drop us a line for free consultation.

LUCIUS ROAD SUPERSTOP

CENTRAL MIDLANDS REGIONAL TRANSIT AUTHORITY
COLUMBIA, SOUTH CAROLINA

MONTHLY PROGRESS REPORT

DATE: June 30, 2022

Project Summary

The Lucius Road Superstop project encompasses over 4.65 acres, and the project is approximately 55% physically and 35% financially complete. In addition, the overall project contract value has increased from $1,565,760. Due to scope changes, the contract value is now $1,747,569.29, which has increased the contract value to 8.9 %.

The general contractor has cleared and grubbed the entire project site and moved 750 cubic yards of unsuitable material to the Sediment Ponds that are located on the East and West side of the project. Also, during the month of June, all the concrete curbs and gutters have been poured and formed, including the underground rough in's within the parking areas.

Due to the amount of unsuitable soil that cannot be used primarily for the concrete slab, Davis & Floyd, the engineer of record, has recommended that an additional 750 cubic of engineered material be purchased to replace the unsuitable material that is currently onsite which will bring the site to a design grade elevation.

Also, from an overall project progress perspective, all the underground storm water utilities have been installed, including underground electrical rough-ins, and the curbs and gutters in Tier #2 and Tier#3 have been formed and poured with concrete.

In addition, the Lucius Road Superstop project is progressing sufficiently to indicate that the project is on schedule as per Cherokee's contract completion date of September 2022.

Progress Photos

Aerial view of the entire Lucius Road Superstop Project.

Contractor removing existing concrete curbs and sidewalk along River Drive.

Contractor clearing and grubbing in Tier #1 area.

Contractor removing existing sidewalk along River Drive.

Contractor damage fiber optic cabling adjacent to sidewalk on River Drive.

Contractor form and poured concrete on the Southwest area of project.

Overall view of concrete being poured along Southwest area of the project.

Contractors laying out coordinate for concrete curbs.

Protective mesh being installed around utility manhole.

Contractor checking coordinates and doing inspections prior to pouring concrete curbs.

Area view of the layout of curbs prior to pouring concrete curbs.

Contractor preparing to install RCP joint before pouring concrete around joints.

Overall view of the location where the concrete sidewalks will be poured.

This view of the electrical utility box will eventually have to be relocated because this is the location of where the sidewalks will be located.

Contractor has poured the concrete curb at southwest area of the project.

Contractor excavation of the area where the utility manhole will be located.

Contractor continues clearing and grubbing in Tier #2 area.

The City of Columbia finally repaired water leakage.

Contractor has installed gravel in parking area to be asphalt paved.

Subcontractor from Version is relocating utility box in preparation for sidewalk to be installed along Lucius Road.

This photo represents the unsuitable soil that cannot be used for site grading.

Traffic lights at Lucius Road and River Drive are completed and ready to be energized.

Project Status

a) **Activities completed this week**
- Cherokee has completed installation of all underground electrical rough ins at Tier #2
- Cherokee has completed installing all underground RCP piping
- Cherokee will finish pouring concrete curbs in Tier #1 and Tier #2 areas
- Cherokee completed relocating unsuitable soil from Tier #1 and Tier #2 areas
- Cherokee completed demolition of underground foundations (which was not in their scope of work)
- Verizon Subcontractor ASC has completed relocating the utility box on Lucius Road
- Cherokee completed demolition of existing driveways
- City of Columbia has completed terminating the running water on Lucius Road
- Cherokee has completed installing sediment Ponds in Tier # and Tier #2

b) **Activities scheduled for next week**
- Cherokee continues layout of sidewalks along Lucius Road
- Cherokee is requesting additional engineering fill material to bring site to design grade elevation

Project Schedule – Summary

Project Schedule Summary (Attachment A)

Project Change order Log (Attachment B)

Project financial expenditure matrix (Attachment C)

Project four week look ahead schedule (Attachment D)

Project Request for Information "RFI" (Attachment E)

Project Budget

Current Contract

a) Budgets - $1,747,569.28
b) Total monthly invoices accrued to date – $347,371.17
c) Total amount of change order approved to date – $181,812

Major Milestones

• Clearing and Grubbing	Date: May 20, 2022 (A)
• Completion of Curbs and Gutter at Tier #1 and Tier #2	Date: June 6, 2022 (A)
• Completion of sidewalks along Lucious Road	Date: August 18, 2022
• Sediment pond installed and functional	Date: June 17, 2022
• Start forming, pouring concrete in Tier #1 and Tier #2	Date: June 13, 2022
• Start asphalt in designated areas	Date: July 17, 2022
• Electrical power wiring, cabling and poles installed and completed	Date: July 17, 2022
• Bus shelters installed and functional	Date: Sept. 15, 2022

Safety Issues/Concerns

- There are no potential safety concerns as of this report.

Project Impact(s)

- The delayed issuance of the Electrical submittal is a potential concern
- Cherokee is waiting for encroachment permit from SCDOT for sidewalk installation (This permit was authorized for approval on 26 June 2022)
- Cherokee has requested additional engineering fill material for project site (which indicates a forthcoming Change Request)
- Cherokee has contacted City of Columbia in reference to other water lines in conflict with ongoing construction activities (This item has been resolved by the City of Columbia Water Department)

Physical Percent Complete and Financial Percent Completion

- As of month end, the Lucius Road project is **55%** physically complete.
- As of this monthly report, Cherokee has not submitted a certificate for payment.

Attachment A

(Project Schedule Summary)

ID	Task Name	Duration	Start	Finish	% Complete
1	Lucius Rd Superstop Project	154 days	Tue 3/1/22	Fri 9/30/22	38%
15	Rough Grading	44 days	Mon 5/9/22	Thu 7/7/22	65%
16	Install Electrical & Camera Underground	20 days	Thu 6/2/22	Fri 8/12/22	5%
18	Fine Grading / Rock Installation	10 days	Tue 7/5/22	Mon 7/18/22	0%
19	Install Concrete for Bus Lot	10 days	Mon 6/13/22	Mon 8/1/22	5%
20	Install asphalt Parking Lot	5 days	Mon 7/18/22	Fri 7/22/22	0%
21	Paving of Streets and Sidewalks	20 days	Thu 6/23/22	Fri 8/19/22	0%

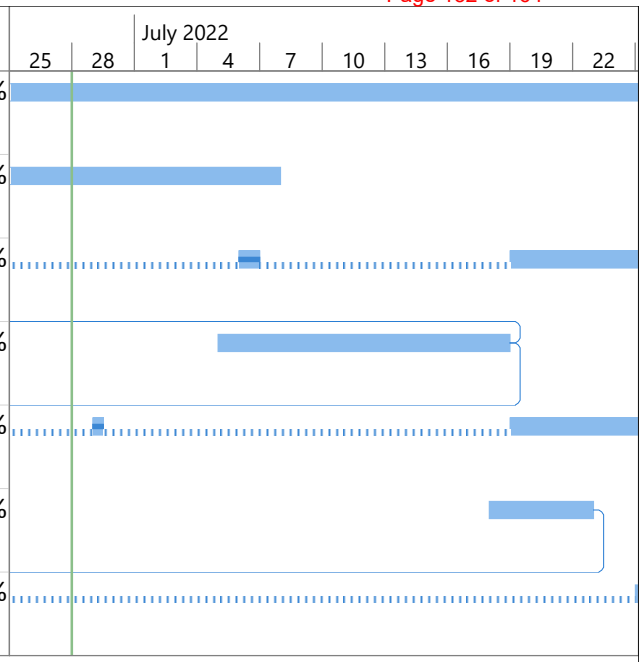

CHEROKEE

Project: Lucius Road Superstop
Date: Tue 6/28/22

Task		Inactive Summary		External Tasks	
Split		Manual Task		External Milestone	
Milestone		Duration-only		Deadline	
Summary		Manual Summary Rollup		Progress	
Project Summary		Manual Summary		Manual Progress	
Inactive Task		Start-only			
Inactive Milestone		Finish-only			

Attachment B

(Project Change Order Log)

BROWNSTONE

Change Order Log

Project Name: Lucius Road Superstop

Project No.: 673

Contract Value = $1,747,572

Status Date: 30 June 2022

Change Request No.:	Description	Date Submitted	Date Approved	Total Cost	Potential Schedule Delays	Comments
001	Pumping of manhole, and removal of debris and existing fdn	21-Mar-22	21-Mar-22	$8,350	None	
002	Extended construction contract by 30 days	24-Mar-22	24-Mar-22	$0	30 Days	
003	Esclation of cost to the overall project and demolition and removal of oil seperator	19-Apr-22	19-Apr-22	$139,396	10 Days	
004	The installation of 756 LF of perforated piping for and French drainage system	5-May-22	6-May-22	$35,066	10 Days	
005	This Change request is providing additional 1,500 cy of engineered fill material to complete final site grading	21-Jun-22	Pending	$45,507.36	Undetermined	Pending approval from CMRTA

Intermodal Facility Draft Budget

Task	Description Work	Rates	Estimated Budget	FTA Share	Local Match
Preliminary Engineering	Site work, preliminary design, site identification, Alternative Analysis, surveying	Rates: Civil Engineer $153, Junior Engineer $113, Architect $168, Engineer Technician $88, Administrative Support $68, Project Manager, Sr. Traffic Engineer $153	200,000.00	160,000.00	40,000.00
Survey	Site work surveying	Flat Fee	3,400.00	2,720.00	680.00
Environmental	Determine if a CE or a EIR/EIS is needed in accordance with NEPA	Sr. Environmental Planner, Se. Geotech Engineer $153	22,500.00	18,000.00	4,500.00
Grant Writing Assistance	Pursue BUILD, 5339, TIFIA, TA, other funding: https://www.greatamericanstations.com/restoration-tools/funding-and-tax-credits/	Principal / Project Manager $200.00 per hour Grant Writer $175.00 per hour Senior Associate $125.00 per hour	15,000.00	12,000.00	3,000.00
Lobbying Assistance	Meet with FTA, US Senate, US House, Amtrak, Greyhound to support efforts	$2,000 per month	24,000.00	-	24,000.00
Travel	Travel to DC and to North Charleston, Lansing MI, Raleigh NC, Birmingham AL, Charlotte, NC, Normal, IL, Jackson MS, Meridian MS, Fort Worth TX to see their intermodal stations managed by transit authorities	Airplane, hotel, per diem, transportation costs for Executive Director, Intermodal Committee members, Planning and Development Specialist	25,000.00	20,000.00	5,000.00
		Grand Total	**289,900.00**	**212,720.00**	**77,180.00**

Preliminary

TO: The COMET Board of Directors
FROM: LeRoy DesChamps, Chief Operating Officer
DATE: August 18, 2022
SUBJECT: Administration and Operations Report: Activities from July 20, 2022 to August 18,2022.

Administration, Operations, Customer Experience and Human Resources (LeRoy DesChamps, Jackie Bowers, and Patricia Geddis)

- Coordinated staff interview of candidate for the Planning and Development Manager position. Candidate was selected and an offer was extended. Candidate did not accept offer/position. New Customer Experience Representative started with The COMET on August 1, 2022.
- Attended a meeting with Dominion Energy and CTE to discuss location of Charging Station Infrastructure and providing power for the Low or No Emissions Bus Project.
- Participated in monthly SC PEBA Meeting for Optional Employers.
- Attended bi-weekly and monthly meetings with Brownstone, Davis and Floyd and Cherokee, Inc. for the Lucius Road SuperStop project. Working with Project Lead to address soil/dirt issues. Project is currently on schedule.
- Presented The COMET Status Report to the Transportation Penny Advisory Committee (TPAC).
- Prepared route for UofSC and the Columbia Urban League for the Safe Haven Youth Retreat.
- Periodically performed site visits of shelters and bus stops in downtown area, Two Notch Road and at SuperStops to monitor cleanliness and loitering.
- Participating in meetings with RATP Dev staff and consultant to review and discuss plan of action for reporting and the data management system. Working with Consultant, Staff and RATP Dev on action plan to address On Time Performance issues in reaching goal of 85%.
- Continue to assist with the evaluation of On Time Performance of the transit system routes.
- Monitored and conducted in person visits of bus stops and shelters for cleanliness on Garners Ferry Road, Greystone Boulevard, Stoneridge Drive and into the towns of Sumter, Chapin and Ballentine.
- Attending weekly meetings with the Center for Transportation and the Environment/CTE and other vendors on the Low or No Emission Buses project. Project is currently on schedule.
- Monitor RATP Dev staff and all daily operations which includes all other contractors and vendors.
- Visited COMET Central to observe and monitor The COMET staff, Contractor's staff and cleanliness of building.
- Trained newly hired Customer Experience Representative and made sure access to all necessary systems and resources was granted.
- Prepare and present the monthly Customer Experience Department Report during The COMET Staff meeting and The COMET/RATP Dev/TCS Staff meeting.

- Monitor the Customer Experience Call Center and provided constant feedback on performance and service.
- Continuously document the Weekly Call Log to record the weekly number of and various call types received in the Call Center to determine most common issues and methods to resolve.
- Continuously discuss fares, schedule changes to The COMET's routes, what is new with The COMET, and best customer service practices with Customer Experience Representatives.
- Through The COMET Solutions for Transit system, expeditiously monitor customer inquiries, concerns and complaints related to services, ensuring that they are coded properly and closed out accordingly.
- Continuously provide telephone assistance to incoming customer inquiries, to include escalated transfer calls from CER's and other departments.
- Attended all scheduled staff meetings.

Monthly Activity Report

Finance Department and Information Technology Department
(Rosalyn Andrews, Crystal Willis, Amaris Ray-Pope, and Jeremy Berry)

Jul 22 – Aug 22

Work Summary

IT Dept

Security and business continuity

- Windows & application updates
- Network and NVR updates

Projects & Setups

- OTP Improvement Project (meetings/testing)
- New employee setup
- Surplus equipment
- Deploy security cameras

Maintenance/Troubleshooting

- Account recovery
- Workstation & Network troubleshooting
- Security badge system troubleshooting
- Office 365 mailbox maintenance
- Technical support: conf rm, network assets & services

Accounting Dept

Day to Day

- Counted farebox revenue, and COMET Central pass sales receipts
- Processed ticket orders (customers, replenish CSR, 3rd party vendors)
- Compile and mail half fare applications, Lifeline Applications, DART applications
- Processed payroll, payables and cash receipts
- Bank reconciliations completed
- Submitted SC DOR Fuel Motor Application
- Finance Committee Meeting Packet
- Prepare for month end and *fiscal year end*
- Monthly and Bi-Weekly Meetings, Conferences

❖ GFOA Virtual Conference (July 11-15)
❖ United Way Divisions Chair meeting
❖ Preparing for Year-End Audit Close & the Annual Audit Webinar

Regulatory Compliance & Civil Rights Report
(Arlene Prince, Michelle Ransom, Alicia Pearson, Brittany Higgins)
Reporting Period–July 27, 2022 to August 23, 2022

- **Brief snapshot of activities performed by the Director of Regulatory Compliance & Civil Rights Officer (Prince)**
  - As the recipient of Federal funds responsible for monitoring EEO regulations, conducted a semi-annual review of EEO activities of prime contract to ensure compliance with federal requirements.
  - Finalized the DBE Goal Methodology for presentation to the CMRTA Finance Committee, CMRTA Board of Directors and submission to the Federal Transit Administration. The federal DBE goal will be established for the next three Federal fiscal years 2023-2025. The deadline for submission to FTA was August 1, 2022.
  - Continued to interact vendor (TripSpark) regarding the final Agreement and Federal Clauses to add on components for Certification Eligibility and Service Infractions.
- **The Regional Grants and Coordination Manager (Ransom) prepared several grant applications to request future funding for agency's initiatives as follows:**
  - Submitted monthly vanpool data to NTD.
  - Input invoice data for grant-eligible expenses.
  - Developed and submitted grants 6558-2021-2, 6558-2022-1 and 6558-2022-2 for FTA review and concurrence.
  - Gathered data and submitted quarterly Federal Financial Reports (FFR's) and Milestone Progress Reports (MPR's) for all active federal grants.
- **Activities implemented by Procurement & Compliance Manager (Pearson)**
  - DBEs and Transit Vendors List created as a Tracker including all necessary information pertaining to their contracts.
  - Contract Tracker (Excel Worksheet) created for record retention purposes.
  - Procurement Software (Bonfire Software) is selected for purchase, currently in processing for purchase.
  - AOS contract renewal initiated and signed.
  - In Review of Gateway Outdoor Advertising RFP and Contract for determination of advertising/ vs bench installation (Currently Investigating).
  - New Vendor Contract Initiated and signed by Pest Bureau for Extermination Services. Services will start on 10/1/2022.
- **Activities attended by Regulatory Compliance & Civil Rights Officer (Prince)**
  - Attended Transportation Association of South Carolina (TASC) Board Meeting to discuss upcoming activities.
  - Attended a three-day course on Substance Abuse and Program Compliance. This course was designed to provide the knowledge to evaluate and self-assess the agency's drug and alcohol testing program compliance with FTA regulations and industry best-practices. The course involves lecture, videos, and Q&A sessions with expert instructors, and peer information sharing. This course promotes a better

understanding of FTA substance abuse compliance regulations and their application to transit agency policies and procedures.

- **Activities attended by Grants & Regional Coordination Manager (Ransom)**
  - Participated in CMCOG Transportation Subcommittee meeting
  - Participated in monthly ICAM Grant conference call with stakeholders
  - Participated in weekly Low/No grant stakeholders meeting
  - Participated in monthly SCDOT Sub-Recipient conference call
  - Attended 3-day Professional Grant Development Training
- **Activities attended by Procurement & Compliance Manager (Pearson)**
  - Attended The COMET Board of Directors Meeting on 7/27/2022 Virtually
  - July 28, 2022, University of Pacific Procurement Training Program Pt. 1
  - Monthly Meeting with Dr. Prince 8/8/2022
  - Lucius Rd. Meeting 8/10/2022 with Brownstone
- **Mobility Management Initiatives that occurred during the Reporting Period (Higgins)**
  - ***Pick Up Program (PUP) & Volunteer Transportation Reimbursement Program (V-TRIP)***
    - The PUP and V-Trip programs have 19 individuals enrolled. In June, **six** of those individuals took trips using PUP. No one used V-TRIP. There is **one** newly approved inactive individual, and **three** individuals in processing.
  - ***Travel Navigator/Travel Ambassador***
    - During the month of June, the COMET Mobility Management Specialist worked with **three** individuals on navigating the bus system via ride-along travel trainings. **Two**-hour long V-TRIP/PUP orientation or follow up trainings took place.
  - ***The COMET Accessibility Advisory Committee***
    - The next committee meeting is scheduled for July 21, 2022, via Zoom.

M/DBE Tracking
Local Funds Only
July 1, 2020 - June 30, 2022

Fiscal Year Summary (July 1, 2020 - June 30, 2022)	
Vendors Paid - Contracts with M/DBE Goal	$ 38,529,308.37
# M/DBEs Paid*	$ 9,302,393.32
The COMET M/DBE Goal	25%
M/DBE Goal Percentage Achieved	24.1%
# Vendors with M/DBE Goal	18

Note: Data reviewed from The COMET's Check Register from July 2020 -June 2022

**Payments being verified for RATP Dev/Payments reflect up thru June 2022

	The COMET/Contractors Vendor Name	The COMET Paid Vendor YTD	Amount DBE Paid YTD* (Direct/Indirect)	Contract M/DBE Requirement	Percentage of Goal Achieved
1	A James Global Services	$ 136,311.56	$ 136,311.56	100%	100%
2	AOS Specialty Contractors (20%)	$ 337,410.92	$ 337,410.92	100%	100%
3	Able South Carolina	$ 235,322.19	$ 2,900.00	2%	1%
4	Amerigas	$ 849,905.25	$ 9,360.00	2%	1%
5	B & C Associates	$ 183,771.10	$ 183,771.10	100%	100%
6	Brownstone Construction Group (MBE) (20%)	$ 126,316.46	$ 120,547.86	2%	95%
7	Burr Furman McNair	$ 518,291.97	$ 73,730.00	2%	14%
8	Capital Building Services	$ 116,854.61	$ 116,854.61	100%	100%
9	Chernoff Newman	$ 90,268.75	$ 4,050.00	2%	4%
10	CR Jackson Inc (20%)	$ 128,835.66	$ 14,668.00	5%	11%
11	Flock and Rally	$ 614,249.89	$ 614,249.89	100%	100%
12	IT1 Solutions (20%)	$ 41,658.60	$ 325.14	2%	1%
13	New Age Protection	$ 411,956.70	$ 411,956.70	100%	100%
14	RATP Dev**	$ 34,100,042.79	$ 7,227,428.36	20.06%	21%
15	Strategic Mapping (20%)	$ 367,110.40	$ 18,390.00	7%	5%
16	Tolar Manufacturing (20%)	$ 181,832.60	$ 6,454.66	2%	4%
17	Transit Mgmt Oversight & Solutions	$ 17,014.92	$ 17,014.92	100%	100%
18	Walker White (20%)	$ 72,154.00	$ 6,969.60	12%	10%
	Total Payments	$38,529,308.37	$ 9,302,393.32		24.1%

M/DBE Tracking
July 1, 2020 - June 2022

	DBE Firm	The COMET Vendor	Service Description	The COMET Paid Vendor YTD	Amount DBE Paid YTD**
1	A James Global Services	A James Global Services	Landscaping	$ 136,311.56	$ 136,311.56
2	AOS Specialty	AOS Specialty	Bus Stop Amenities	$ 337,410.92	$ 337,410.92
3	Flock and Rally	Able South Carolina	Certification/Mobility Management	$ 235,322.19	$ 2,900.00
4	Apex Construction	Amerigas	Propane Fuel	$ 849,905.25	$ 9,360.00
5	B & C Associates	B & C Associates	Janitorial	$ 183,771.10	$ 183,771.10
6	Brownstone Construction Group (MBE)	Brownstone Construction Group (MBE)	Architectural & Engineering	$ 122,920.21	$ 117,151.61
	CES Group Engineers	Brownstone Construction Group (MBE)	Civil Engineering, Surveying, Environmental	$ 3,396.25	$ 3,396.25
7	Gaffney Lewis LLC	Burr Furman McNair	Legal Services	$ 518,291.97	$ 73,730.00
8	Capital Building Services	Capital Building Services	Janitorial/Landscaping	$ 116,854.61	$ 116,854.61
10	Heyward Bannister/Banco-Bannister	Chernoff Newman	PR/Website	$ 90,268.75	$ 4,050.00
11	AOS Specialty	CR Jackson Inc	Parking Lot Repair	$ 128,835.66	$ 14,668.00
12	Flock and Rally	Flock and Rally	Marketing	$ 614,249.89	$ 614,249.89
13	No Info to Date	IT1 Solutions	IT	$ 41,658.60	$ 325.14
14	New Age Protection	New Age Protection	Security	$ 411,956.70	$ 411,956.70
15		RATP Dev	Fixed Route/Paratransit Oper	$ 34,100,042.79	
	Transport Care Services	RATP Dev	Paratransit, Bus Cleaning		$ 6,459,562.91
	Capital Building Services	RATP Dev	Bus Stop Maintenance, Vehicle Detailing		$ 293,703.00
	Nissi Group	RATP Dev	NTD Reporting		$ 23,779.00
	Hard Hat	RATP Dev	Safety Equipment		$ 7,800.79
	A Customer Point of View	RATP Dev	Mystery Rider		$ 34,957.00
	Ed Rush	RATP Dev	Uniforms		$ 293,999.52
	Alpha Business Solutions	RATP Dev	Office Supplies		$ 14,877.94
	Rely Supply	RATP Dev	Oil, Lube, etc.		$ 98,748.20
16	Elite Professionals	Strategic Mapping	ITS	$ 367,110.40	$ 18,390.00
17	Davis Freight Mgmt	Tolar Manufacturing	Bus Shelters	$ 181,832.60	$ 6,454.66
18	Transit Mgmt Oversight & Solutions	Transit Mgmt Oversight & Solutions	Triennial Review Prep	$ 17,014.92	$ 17,014.92
19	Wallace Mechanic Supply	Walker White	HVAC Replacement	$ 72,154.00	$ 6,969.60
	Total Payments			**$ 38,529,308.37**	**$ 9,302,393.32**

M/DBE Tracking
RATP Dev Payments
7/1/20-6/30/22

Fiscal Year Summary (July 1, 2020 - June 30, 2022)	
The COMET Paid RATP Dev*	$ 34,100,042.79
M/DBEs Paid**	$ 7,227,428.36
The COMET M/DBE Goal	20.06%
M/DBE Goal Percentage Achieved	21.2%

Note: Data reviewed from The COMET's Check Register*

Note: Verified data provided by RATP Dev from July 2020 -June 2022**

	RATP Dev Contractors	Type of Work or Products	Contract Period	RATP Dev Paid Vendor YTD	RATP Dev Contract M/DBE Requirement	Percentage of Goal Achieved
1	Transport Care Services	Operate DART services, vehicle cleaning	7/1/20 - current (5 yr term)	$ 6,459,562.91	18.41%	18.9%
2	Capital Building Services	Bus Stop cleaning/maintenance & vehicle detailing services	12/17/21 - 4/30/22 (being extended)	$ 293,703.00	1.14%	0.9%
3	Nissi Group	Trip sampling for NTD Reports	7/1/20 - current (5 yr term)	$ 23,779.00	0.14%	0.1%
4	Hard Hat Transportation	Safety, facility and office supplies and equipment	7/1/20 - current (5 yr term)	$ 7,800.79	0.02%	0.0%
5	A Customer's Point of View	Mystery rides/observations on Fixed Routes	7/1/20 - current (5 yr term)	$ 34,957.00	0.20%	0.1%
6	Ed Rush Consulting & Dev	Operator uniforms	7/1/20 - current (5 yr term)	$ 293,999.52	0.14%	0.9%
7	Alpha Business Solutions	Office supplies	7/1/20 - current (5 yr term)	$ 14,877.94		0.0%
8	Rely Supply	Lube, oil, coolants, etc.	7/1/20 - current (5 yr term)	$ 98,748.20		0.3%
	Total Payments			$ 7,227,428.36		21.2%

M/DBE Tracking
RATP Dev Payments
7/1/21-6/30/22

Fiscal Year Summary (July 1, 2021 - June 30, 2022)	
The COMET Paid RATP Dev*	$ 22,297,914.27
# M/DBEs Paid**	$ 3,856,978.82
The COMET M/DBE Goal	20.06%
M/DBE Goal Percentage Achieved	17.3%
Note: Data reviewed from The COMET's Check Register*	
Note: Verified data provided by RATP Dev from July 2021 -June 2022**	

	RATP Dev Contractors	Type of Work or Products	RATP Dev Paid Vendor YTD	RATP Dev Contract M/DBE Requirement	Percentage of Goal Achieved
1	Transport Care Services	Operate DART services, vehicle cleaning	$ 3,471,423.41	18.41%	15.6%
2	Capital Building Services	Bus Stop cleaning/maintenance & vehicle detailing services	$ 133,237.00	1.14%	0.6%
3	Nissi Group	Trip sampling for NTD Reports	$ 10,840.00	0.14%	0.0%
4	Hard Hat Transportation	Safety, facility and office supplies and equipment	$ -	0.02%	0.0%
5	A Customer's Point of View	Mystery rides/observations on Fixed Routes	$ 25,457.00	0.20%	0.1%
6	Ed Rush Consulting & Dev	Operator uniforms	$ 144,675.44	0.14%	0.6%
7	Alpha Business Solutions	Office supplies	$ 423.77		0.0%
8	Rely Supply	Lube, oil, coolants, etc.	$ 70,922.20		0.3%
	Total Payments		$ 3,856,978.82		17.3%

DEPARTMENT OF MARKETING AND COMMUNITY AFFAIRS

(For Period of July 19, 2022 – August 20, 2022)

- Pamela Bynoe-Reed, Director of Marketing & Community Affairs/Public Information Officer

Contributing Team Members

- Juliet Sowell, Board Clerk & Community Events Specialist
- Blake Gibbons, Transit Services Intern (contributing from Planning and Development)
- Mariana Paredes, Marketing Intern

JULIET

July 2022 – Allen University orientation meeting
United Way campaign kick-off
Board of Directors mtgs

August 2022- Submitting minutes for signature
Finance Committee meeting
Service Committee meeting
Soda Cap tour (postponed)
United Way lunch mtg

**In-between Board meeting dates, I worked on preparing minutes for all Board meetings, uploading minutes to SharePoint and preparing packets for Board members and delivering minutes to board and committee members.

BLAKE

- Created route and detour schedule for Diner en Blanc (Soda Cap event)
- Working on helping roll out new Social Media platforms & tools (TikTok, Link Management, Guides)
- Continued monitoring of inboxes for customer complaints/questions
- Continued verification and improvement of the Soda Cap Connector routes

MARIANA

- Helping to prepare for Main Street Latin Festival
- Designed bi-lingual flyers promoting COMET amenities
- Proofread Spanish version of DART brochure
- Translated social media posts
- Continued monitoring of social media

MAIA

- Back to school

- **Events**

NOTE: We are cautiously continuing community activities with The COMET in the Community. Notable projects may be highlighted.

  - Catch The COMET night at Fireflies (August 19)

- Allen University Freshman Orientation-Soda Cap Tour of Dining and Entertainment Districts (To be rescheduled due to inclement weather on August 12, 2022)
- Main Street Latin Festival – *Soda Cap Lounge* (August 27)
- Le Diner en Blanc departure hosting at COMET Central and transportation (Sept 10)
- Jubilee at Manns-Simons Cottage – *Soda Cap lounge* (Sept 17)
- UofSC gameday activation – *UofSC transit lounge* (Oct 1)
- Restaurant Week Hop with Pop - *Progressive Dinner on Soda Cap* (October 4-5 2022)
- Pride Parade (Oct 14)
- Veteran's Day Parade – Columbia (Nov 11)
- UofSC gameday activation – *UofSC transit lounge* (Nov 19)
- Stuff A Bus (Dec 2)
- Carolina Carillon Parade (Dec 3)
- Stuff a Bus (Dec 9)

- **Major Projects (working)**
  - The COMET/RATP Dev Transportation Apprenticeship Program (TBD Fall)
    - Convening with Richland School District 1, Apprenticeship SC
  - On HOLD Partnership with DHEC's Diabetes Awareness and Prevention Project (July-December)
    - One custom wrapped bus for six months (purchase)
    - Paper promos in all buses (comped PSA)
    - Bus featured in scheduled community events (tbd October)
    - Awareness advertising in select COMET shelters (purchase)
  - Plan of Revamp and Relaunch of Soda Cap Connector (ongoing)
    - Partnership Meeting with Hal Stevenson of Grace Outdoor (P. Bynoe-Reed)
    - Held meetings with Main Street District
    - Held meetings with Historic Columbia and WeGOJA Foundation
    - Continuing planning of Restaurant Week event with SCRLA
    - Held meetings with WeGOJA Foundation
    - Held meetings with SC State Museum
    - Scheduling meeting with Soda City Live on WIS-tv 10
    - Rebrand, Planning and Development of new Soda Cap Route Map
    - Rebrand, Planning and Development of new Soda Cap landing page on website
  - "People of The COMET" campaign on bus shelters (attached)
    - Candid photos and quotes from riders, bus operators and staff – ETA August 31 on shelters
    - Candid photos and quotes from riders, bus operators and staff – Currently running on social media
  - Planning and Development of New Route Guide Booklet
    - Currently in design

- **Board of Directors and Government Relations**

- The COMET Board of Directors Meeting (July)
  - Packets, Invitations and Public Notices, Deliveries, Meeting Management, Digital
- The COMET Service Subcommittee Meeting (August)
  - Packets, Invitations and Public Notices, Deliveries, Meeting Management, Digital
- The COMET Finance Subcommittee Meeting (August)
  - Packets, Invitations and Public Notices, Deliveries, Meeting Management, Digital

- **Press releases and Media Advisories**
  - Press Release- THE COMET NAMES JACKIE BOWERS DIRECTOR OF OPERATIONS (August 3)
  - Media Advisories – Board and Committee meeting notices to local media

- **Articles, Newsletters, Interviews and Blogs**
  - August 2022 Newsletter – Sign up for digital copies at www.catchTheCOMETsc.gov

- **Social Media Highlights**
  - People of The COMET

- **Honors and Awards**
- **Presentations**
  - Derrick Huggins and Jackie Bowers – Presentation to Columbia City Council (August 16)

- **Campaigns and/or Issues Management**
  - Marketing Department support of United Way for The COMET
  - Work Sessions on New Soda Cap Connector Strategy
  - DHEC Diabetes Awareness (on hold)
  - People of The COMET campaign
  - Interview meeting with Columbia Housing Authority

- **Professional Development and Industry**
  - TRCP Project A-47 senior research panel (new). Transit Capacity and Quality of Service Manual, 4th Edition
  - TCRP Synthesis SB-35 for Transportation Research Board. Study of On-Demand Transit Outcomes
  - WTS Diversity, Equity and Inclusion Committee (ongoing Leadership Development)
  - APTA Board Administrators Workshop – Juliet (July 30 – August 2)

- **Marketing and Public Information Administrative**
  - The COMET 2022-23 Marketing Plan with Flock and Rally
  - Media Pitch Plan development with Flock and Rally
  - Website updates (ongoing)
  - Vanpool outreach meeting
  - CAE Airport trade advertising partnership renewal for Aug 2022-2023.
  - Translation of DART materials into Spanish

- **Community Affairs and Other**
  - Columbia Chamber of Commerce Partner Engagement (B. Gibbons, P. Bynoe-Reed)

- Partnership meeting with Historic Columbia (P.Bynoe-Reed)
- Negotiations with the organizers of Main Street Latin Festival (P. Bynoe-Reed)
- Main Street District Long-range Planning Workshop (P. Bynoe-Reed)
- WTS Diversity, Equity and Inclusion Committee (P. Bynoe-Reed)
- City of Columbia Food Policy Committee (P. Bynoe-Reed)
- MBLG – Midlands Business Leaders' Group (P. Bynoe-Reed
- Affordable Housing Task Force (P. Bynoe-Reed)
- Midlands Area Consortium for the Homeless (MACH) board meeting (P. Bynoe-Reed)
- City of Columbia Bike, Pedestrian Advisory Committee (BPAC) meeting (P. Bynoe-Reed)

For information regarding this staff report, please contact Pamela Bynoe-Reed (803) 255-7139 or email pbynoe-reed@TheCOMETSC.gov

Respectfully submitted,

Pamela Bynoe-Reed
Director of Marketing & Community Affairs/Public Information Officer

Soda Cap CONNECTOR
PRESENTED BY THE COMET

RESTAURANT WEEK MIDLANDS
Hop with Pop

SOUTH CAROLINA RESTAURANT WEEK EST 2010

OCTOBER 20 5 22

SPONSORSHIP OPPORTUNITIES

Enjoy the tastiest time of the year progressive dinner-style! Restaurant Week Midlands and Soda Cap presented by The COMET have collaborated to map out the perfect dinner through four of Columbia's hospitality districts.

PRESENTING SPONSOR | SOLD

- Company logo included on all campaign promotional materials, including, but not limited to: print, digital, outdoor and email marketing
- Company logo displayed prominently on RestaurantWeekColumbia.com
- Company recognition on all social media channels

COURSE SPONSOR | $500

- Opportunity to choose one of four courses served during the event
- Company logo displayed on RestaurantWeekColumbia.com
- Company recognition on all social media channels
- Company logo displayed on event signage

COCKTAIL SPONSOR $250

- Opportunity to sponsor a cocktail or wine pairing of choice during one course of the event
- Company logo displayed on event signage

RIDE FARE SPONSOR $125

- Company logo displayed on event signage

SCAN THE QR CODE TO LEARN MORE ABOUT THE EVENT + PURCHASE YOUR TICKETS!

HOP ON THE SODA CAP CONNECTOR AS POP TAKES YOU ON A TOUR AND TASTE, EXPLORING WEST COLUMBIA, THE VISTA, MAIN STREET DISTRICT, AND FIVE POINTS.
TICKETS ARE $100 PER PERSON.

People of THE COMET

CATCHTHECOMET.ORG

Want to Catch The COMET?
Scan here with your phone to plan your trip or track your bus!

CATCHTHECOMET.ORG | 803.255.7100

"I like the clean seats and that you can charge your phone up. I just love The COMET bus — I love The COMET service."

Mildred,
COMET
Rider

People of THE COMET

CATCHTHECOMET.ORG

Want to Catch The COMET?
Scan here with your phone to plan your trip or track your bus!

CATCHTHECOMET.ORG | 803.255.7100

Elaine and David,
The COMET Riders

"The COMET gets us everywhere we need to go, on time. In all of my activities that have to be done, The COMET has helped me. Park your car. Catch the bus!"

People of THE COMET

CATCHTHECOMET.ORG

Want to Catch The COMET?
Scan here with your phone to plan your trip or track your bus!

CATCHTHECOMET.ORG | 803.255.7100

"I would recommend The COMET to anyone that needs a source of transportation. I can jump on the bus and go just about anywhere I need to go.

Carolyn,
COMET
Rider

People of THE COMET

CATCHTHECOMET.ORG

Want to Catch The COMET?
Scan here with your phone to plan your trip or track your bus!

CATCHTHECOMET.ORG | 803.255.7100

"I catch The COMET bus to go to the VA hospital and don't have to worry about parking. I also like the fact that there's free WiFi on the bus. The COMET is convenient and affordable."

Christopher,
COMET
Rider

People of THE COMET

CATCHTHECOMET.ORG

Want to Catch The COMET?
Scan here with your phone to plan your trip or track your bus!

CATCHTHECOMET.ORG | 803.255.7100

People of THE COMET

CATCHTHECOMET.ORG

Want to Catch The COMET?
Scan here with your phone to plan your trip or track your bus!

CATCHTHECOMET.ORG | 803.255.7100

People of THE COMET

CATCHTHECOMET.ORG

Want to Catch The COMET?
Scan here with your phone to plan your trip or track your bus!

CATCHTHECOMET.ORG | 803.255.7100

The COMET is always going to be there, and it gets me everywhere I need to go.

Delia,
COMET
Rider

People of THE COMET

CATCHTHECOMET.ORG

Want to Catch The COMET?
Scan here with your phone to plan your trip or track your bus!

CATCHTHECOMET.ORG | 803.255.7100

People of THE COMET

CATCHTHECOMET.ORG

Want to Catch The COMET?
Scan here with your phone to plan your trip or track your bus!

CATCHTHECOMET.ORG | 803.255.7100

People of THE COMET

CATCHTHECOMET.ORG

Want to Catch The COMET?
Scan here with your phone to plan your trip or track your bus!

CATCHTHECOMET.ORG | 803.255.7100

Team collaboration has given us a chance to tweak a system that really maximizes The COMET's positive impact on the Columbia Metropolitan area community. Our goal is to provide exceptional customer service, by providing safe, clean and reliable buses.

Lenny,
The COMET
Operations

People of THE COMET

CATCHTHECOMET.ORG

Want to Catch The COMET?
Scan here with your phone to plan your trip or track your bus!

CATCHTHECOMET.ORG | 803.255.7100

"Providing timely and accurate information to our customers is top priority, because if it were not for them, we would not be here."

Patricia,
The COMET Administration

People of THE COMET

CATCHTHECOMET.ORG

Want to Catch The COMET?
Scan here with your phone to plan your trip or track your bus!

CATCHTHECOMET.ORG | 803.255.7100

People of THE COMET

Want to Catch The COMET?
Scan here with your phone to plan your trip or track your bus!

CATCHTHECOMET.ORG | 803.255.7100

Satara,
The COMET
Bus Operator

"My job is to get you to your destination safely."

People of THE COMET

CATCHTHECOMET.ORG

Want to Catch The COMET?
Scan here with your phone to plan your trip or track your bus!

CATCHTHECOMET.ORG | 803.255.7100

People of THE COMET

CATCHTHECOMET.ORG

Want to Catch The COMET?
Scan here with your phone to plan your trip or track your bus!

CATCHTHECOMET.ORG | 803.255.7100