3613 Lucius Road. • Columbia, SC • 29201
www.catchthecomet.org • (o) 803.255.7133 • (f) 803.255.7113

Central Midlands Regional Transit Authority
SERVICE COMMITTEE AGENDA

Wednesday, August 10, 2022
12:00 p.m.
3613 Lucius Road, Columbia, SC, 29201
Conference Room A (Large) – 2nd Floor

Lill Mood, Chair (Lexington County)

Prior to entering the meeting, please turn all electronic devices (cell phones, pagers, etc.) to a silent, vibrate or off position.

Lill Mood, Chair (Lexington County)
Will Brennan, (City of Columbia) John V. Furgess, Sr. (Richland County Legislative Del.)
Allison Terracio, (Richland County) Carolyn Gleaton (City of Columbia)
Skip Jenkins (City of Cayce) Geraldine Robinson (Town of Eastover)
Al Koon (Town of Chapin)

COVID-19 AD-HOC SUBCOMMITTEE MEMBERS

Lill Mood (Lexington County) John V. Furgess, Sr. (Richland County Legislative Delegation)

---

1. CALL TO ORDER AND DETERMINATION OF QUORUM
2. ADOPTION OF AGENDA **PAGES 1-2**
3. MIDLANDS TRANSIT RIDERS' ASSOCIATION UPDATE (Charles Gossett/Walter Durst)
4. ADOPTION OF MINUTES FROM July 13, 2022 **PAGES 3-6**
5. DISCUSSION AND ACTION ITEMS
   A. Passenger Amenities Program Update (Todd Warren – Davis & Floyd) **PAGES 7-9**
   B. Transit Operations Report (Lenny Cooksey/Robert Smith) **PAGES 10-41**
   C. Ridership Analysis – June 2022 (Eric Harris) **PAGES 42-46**
   D. Lucius and River SuperStop (LeRoy DesChamps/Eric Harris)
   E. Improved Soda Cap Update (Pamela Bynoe-Reed/Eric Harris)
6. SPECIAL COVID-19 SUB-COMMITTEE UPDATE
   A. Update -The COMET Operations relating to COVID-19 (Lenny Cooksey/LeRoy DesChamps)
   B. Update - Vaccination Program and Impacts to Public Transit (Bynoe-Reed)
7. ADJOURN

All items on this agenda are subject to action being taken by the Committee. Agenda order is subject to change.

GENERAL INFORMATION ABOUT BOARD COMMITTEE MEETINGS: The COMET will make all reasonable accommodations for persons with disabilities to participate in this meeting. Upon request to the Public Information Specialist and Clerk of the Board, The COMET will provide agenda materials in appropriate alternative formats, or disability-related modification or accommodation, including auxiliary aids or services, to enable individuals with disabilities to participate in public meetings. Requests should be sent to The COMET by mail at 3613 Lucius Road, Columbia, SC 29201, by fax at (803) 255-7113, or by e-mail to info@catchthecomet.org. For language assistance, interpreter services, please contact (803) 255-7133, 711 through the Relay Service. Para información en Español, por favor llame al (803) 255-7133.

Take The COMET to the Meeting! Route 6 and DART serve the facility. Visit www.catchthecometsc.gov or call (803) 255-7100 for more details.

TheCOMET Service Committee Meeting minutes are prepared and presented in summary form. Audio recordings of the meetings are on file at TheCOMET and are part of the approved minutes. If you would like to hear the recording from the meeting, please contact Juliet Sowell at jsowell@thecometsc.gov.

Per SC Code of Laws, Title 30, Chapter 4, Section 30-4-80 - All public bodies shall notify persons or organizations, local news media, or such other news media as may request notification of the times, dates, places, and agenda of all public meetings, whether scheduled, rescheduled, or called, and the efforts made to comply with this requirement must be noted in the minutes of the meetings. TheCOMET complied with the notification of this meeting on July 8, 2022.

Central Midlands Regional Transit Authority
SERVICE COMMITTEE MEETING
Wednesday, July 13, 2022 - 12:00 P.M.
3613 Lucius Road, Columbia, SC 29201
Conference Room A (Large) – 2nd Floor

Members Present:
Will Brennan
Lill Mood, Chair
Tina Herbert*
John V. Furgess, Sr.*
Alison Terracio *

Members Absent:
Al Koon**
Carolyn Gleaton*

Advisory Members Present:
Skip Jenkins**
Geraldine Robinson**

Guests Present:
Lenny Cooksey, RATP Dev
Clarissa Coney, RATP Dev
Dennis Franklin, RATP Dev
Walter Durst, Midlands Transit Riders
Zane McGee, Davis & Floyd*
Mike Hubbell, Lonestar
Courtney Coney, RATP Dev
Olga Graziano, RATP Dev
Steve Sherrer, RATP Dev
Robert Smith, RATP Dev
Alicia Peterson, RATP Dev

* Via Phone
** Advisory member

The COMET Staff Present:

Rosalyn Andrews, Director of Finance/CFO
Jeremy Berry, IT Manager
Jackie Bowers, Customer Experience & Contract Compliance Manager
Pamela Bynoe-Reed, Director of Marketing & Community Affairs/Public Information Officer
LeRoy DesChamps, Director of Administration & Operations
Alicia Pearson, Procurement/Compliance Manager
Juliet Sowell, Public Information Specialist/Clerk of the Board

1. CALL TO ORDER AND DETERMINATION OF QUORUM

Madam Chair Mood called the meeting to order at 12:00 p.m. A quorum was present at the opening of the meeting.

2. ADOPTION OF AGENDA Pages 1-2

Motion:

A motion was made by Mr. Furgess and seconded by Mr. Brennan to adopt the agenda.

Approved: *Voice Vote*

Motion passed.

3. MIDLANDS TRANSIT RIDERS' ASSOCIATION (Walter Durst, Charles Gossett) Verbal

Mr. Durst reported that Bus 88 never arrived at the Seminole Stop which is its first stop of the day. Mr. Durst continued his report regarding a security guard at COMET Central allegedly harassing people by making unfounded accusations. Ms. Bowers, Mr. Durst and Mr. Cooksey will follow-up and provide a report on these accusations.

4. ADOPTION OF MINUTES FROM JUNE 8, 2022 Pages 3-6

Motion:

A motion was made by Mr. Furgess and seconded by Madam Chair Mood to adopt the June 8, 2022 minutes.

Approved: Brennan, Furgess, Mood, Terracio

Motion Passed.

5. DISCUSSION AND ACTION ITEMS

A. **Passenger Amenities Program Update** (Zane McGhee – Davis & Floyd) Pages 7-9

Mr. McGhee reported on the past month receiving one permit from SCDOT for Stop 1407 which is under construction. Mr. McGhee says he is awaiting some updates for Stop 1037 in Forest Acres. DOT removed the permit due to inactivity. As a result, the application will need to be re-submitted. Madam Chair requested Mr. Harris, Mr. Smith, Mr. McGhee, and Ms. Bynoe-Reed investigate what amenities they can provide for our riders at Stop 1037

B. **Transit Operations Report** (Lenny Cooksey/Robert Smith) Pages 10-40

Mr. Cooksey references his slide presentation regarding COVID 19 with three cases that are currently reported. He cites new variances for this recent surge in cases. He will continue to monitor cases and follow protocol. Customer and Safety complaints have decreased.

Mr. Cooksey announced Henry Hamilton as their Employee of the Month. The On-Time Performance meetings are held weekly addressing run-time, issues in the field, and technical difficulties. Mr. Cooksey mentions a decrease in ridership that may be attributed to the cost of fuel and schools currently out-of-session. MTRA requested that we consider relaxing the rule of no water consumption on our vehicles by passengers, during these hot summer months, which has been in place since the onset of COVID. Madam Chair requested that Ms. Bowers investigate the matter and bring a recommendation back to the committee

regarding keeping the rule or not.

C. **Ridership Analysis – March/April 2022** (Eric Harris) Verbal Pages 41-45
Update is tabled until next meeting in lieu of Mr. Harris' absence

D. **Lucius and River Super Stop** (LeRoy DesChamps/Eric Harris) Verbal
Mr. DesChamps reported that the Lucius Road project is slated for completion in the month of September 2022. Meeting with the project manager will continues on a bi-weekly and monthly basis. Traffic lights on Lucius Road are now fully functional. The next step is the preparation of the property regarding its soil and the laying of asphalt which should begin in the coming weeks. Overall, the project remains on schedule. Madam Chair requested a schematic of the site for preparation of landscape on the property.

G. **Improved Soda Cap Proposal** (Pamela Bynoe-Reed/Eric Harris) Verbal
Ms. Bynoe-Reed reported that new route maps were submitted to Flock & Rally for further design ideas. Her next event is the touring of Allen University parents and incoming students for orientation.

6. SPECIAL COVID-19 SUB-COMMITTEE UPDATE
   a. **Update -The COMET Operations relating to COVID-19** (Lenny Cooksey/LeRoy DesChamps)
   Mr. Cooksey reported no further update.

   b. **Update - Vaccination Program and Impacts to Public Transit** (Pamela Bynoe-Reed)
   Ms. Bynoe-Reed reports that the need for the vaccines is slowing down and requests advisement for a timeframe to extend the service, if needed. Pam Bynoe-Reed will follow-up with vaccination provider/partner for info on their plans and resources for continuing vaccinations at the transit center. Committee discussion indicated a desire to continue, considering the recent rise in cases and hospitalizations, if resources are available. The matter will go to the Board for final decision.

7. ADJOURN
   Motion:
   A motion to adjourn was made by Mr. Brennan and seconded by Mr. Furgess.
   Approve: Aye (Voice vote, 12:54pm)
   Motion passed.

The meeting adjourned at 12:54 P.M.

CENTRAL MIDLANDS REGIONAL TRANSIT AUTHORITY

Adopted this _____, 2022.

Prepared by:

Juliet Sowell
Clerk of the Board

Reviewed by:

_____

Pamela Bynoe-Reed, Director of Marketing & Community Affairs/PIO

Approved by:

_____

Christopher Lawson, Secretary

DAVIS & FLOYD

SINCE 1954

August 4, 2022

Derrick Huggins
Interim Executive Director
The COMET
3613 Lucius Rd
Columbia, SC 29201

Re: Bus Stop Shelter and Bench Permitting - Summary of Work
D&F Job Number: 13827.00

Dear Mr. Huggins:

WORK COMPLETED THIS PERIOD:

- Site Designs, Status Reports, Effort Review, and Project Management
- Coordination with SCDOT regarding outstanding permits.
- Bi-Weekly Meeting with Eric Harris to discuss new work requests and review pending questions needing COMET input

WORK IN PROGRESS:

- AOS has the following stop under construction: Stop #1407 Bull Richland SB

UNRESOLVED ISSUES:

- None

PENDING ITEMS REQUIRING CLIENT ACTION:

- Stop #1654, Approval and signature for encroachment agreement with Dixie Pipeline.

Very truly yours,

DAVIS & FLOYD

Todd J. Warren

Todd J. Warren, PE
Vice President

240 Stoneridge Drive, Suite 305, Columbia, SC 29210
O. (803) 256-4121 F. (803) 254-4549

WWW.DAVISFLOYD.COM

COMET Shelter and Bench Permitting Status August 2022

Completed Sites

Shelters

None for this period

Benches

None for this period

Boarding and Alighting

None for this period

Approved Sites

Shelters

Stop #1654 Broad Shivers NB (Awaiting signed agreement between COMET and Dixie Pipeline)

Stop #1407 Bull Richland SB

Benches

Stop #1650 Hardscrabble Bush NB (Awaiting sidewalk completion of Hardscrabble Widening)

Boarding and Alighting

None for this period

Sites Currently Under Permit Review

Shelters

Stop #43 Pendleton Barnwell EB – City of Columbia (City requesting neighborhood feedback)

Stop #269 Gavilan Campanella - SCDOT

Benches

Stop #223 Read Oak EB – City of Columbia (City requesting neighborhood feedback)

Sites in Design

Shelters

Stop #788 Decker Boulevard and Wedgefield Road

Stop #1192 Medical Park @ Prisma Health

Stop #1037 Forest Trenholm WB

Benches

Stop #225 Harbison Boulevard and Parkridge Drive

Stop #99 Park Abbeville SB

Stop #1378 W Hospital Sunset NB

Stop #676 Park Elmwood NB

Stop #1134 Broad Zimalcrest SB

Stop #325 Broad Rushmore NB

Stop #331 Broad Shivers SB

Stop #653 Main Colleton SB

Stop #683 Main Prescott NB

Stop #1655 Broad Beatty NB

Stop #21 Harden Rosewood NB

Boarding and Alighting

None for this period

RATP Dev USA Monthly Performance Report

July
2022

LIMITED SHARING

RATP DEV USA

Hot Topics:

1. COVID-19 – Lenny Cooksey
2. Customer Service –Alicia Peterson
3. Maintenance – Ron Sweeney
4. Operations – Tiffany Turner
5. Safety and Training – Charles Hall
6. Human Resources – Courtney Coney
7. Performance Indicators - Lenny Cooksey

Covid- 19

RATPDEV /TCS COVID-19 CASES/QUARANTINED

As of 8-4-2022

03

Bus Cleaning	Totals
Detailed	**325**

LIMITED SHARING

RATP DEV USA

COVID-19 Cleaning Measures

- Transport Care Services and RATP Dev have partnered with ZEP to institute the ZEP Assure Program
- 3 Step Process
  - Deep Clean
  - Sanitize and Prime
  - Armor Coating
  - Bacterial Levels on the bus are holding at 100mg-120mg for 6 months. Same as an operating Room.
  - Process repeats ever 6 month

zep ASSURE CLEAN DISINFECT PROTECT CERTIFIED

RATP DEV USA

LIMITED SHARING

PROFESSIONAL SOLUTIONS TO KEEP YOUR BUSINESS OPERATIONAL

Complete Cleaning and Disinfection

Transportation

Key Touch Points Disinfected

- Telephones, computers, Electronics (as approved)
- Desks, table tops, countertops and chairs
- All handles, door handlesand push plates and elevator buttons
- Public areas - cafeteria, coffee Pots, hand wash sink and fixtures
- Training area, equipment, registers & Tablets and railings
- Dispensing Equipment - Soap, Sanitizer, and Towels

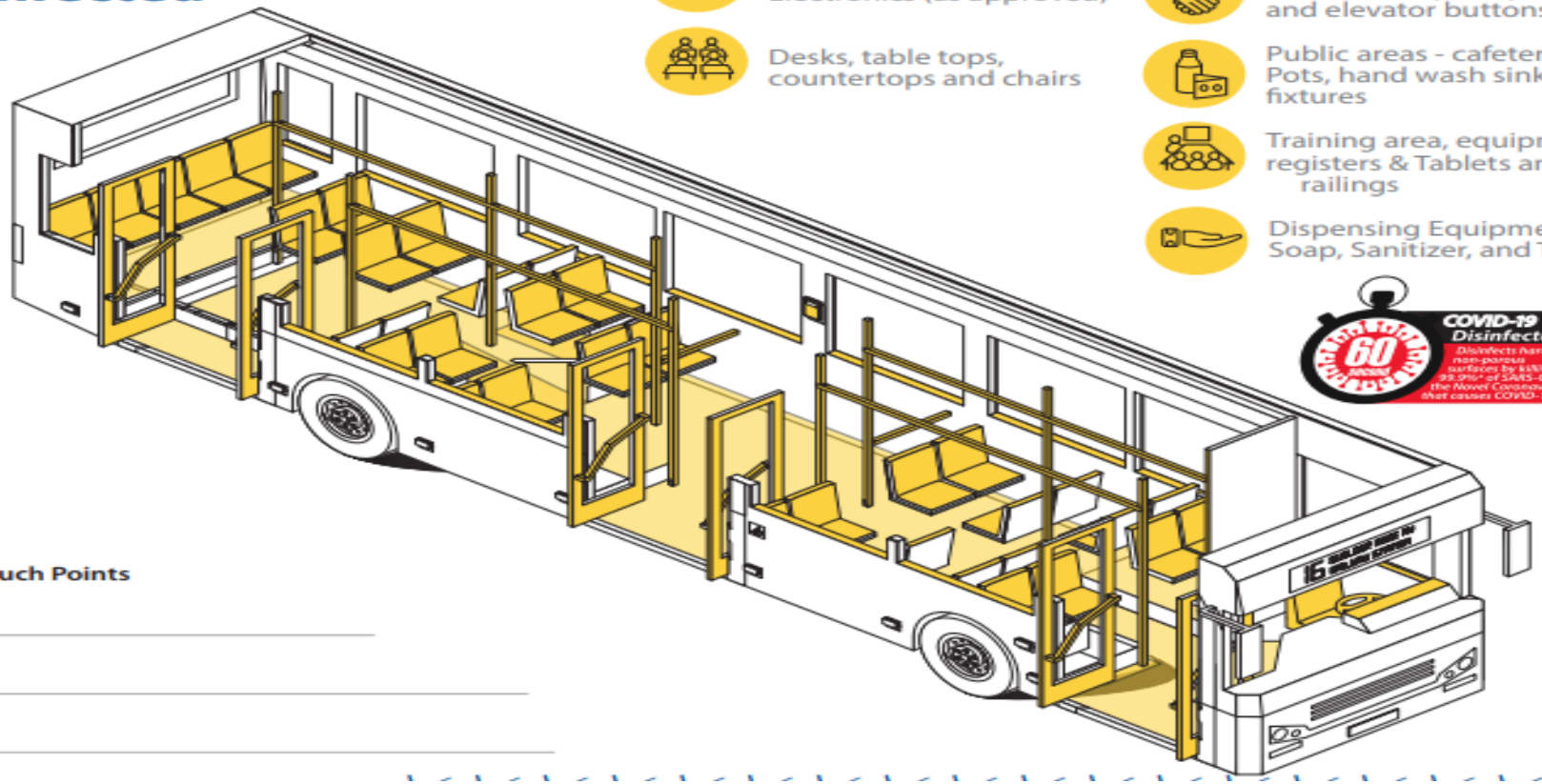

Other Touch Points

LIMITED SHARING

RATP DEV USA

Customer Service

LIMITED SHARING

Customer Service

CUSTOMER COMMENTS

For the Period: 7/1/2022 to 7/31/2022

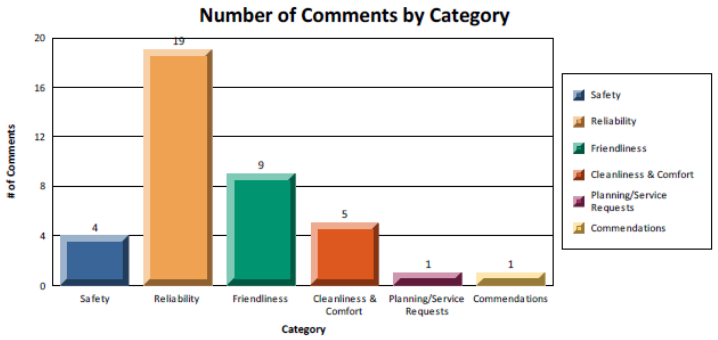

Percentage by Category

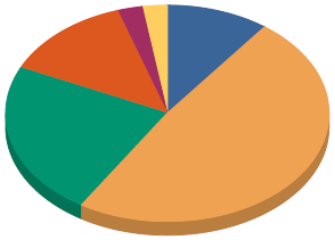

Safety	4	10.3%
Reliability	19	48.7%
Friendliness	9	23.1%
Cleanliness & Comfort	5	12.8%
Planning/Service Requests	1	2.6%
Commendations	1	2.6%
Total:	39	100.0%

For the month of July 2022, RATP Dev had a total of 38 customer complaints comparing to 42 of June 2022, that is a 9.52% decrease from the previous month. The Safety category was decreased to 10.3% from 13.7% and the Reliability category decreased to 48.7% from 51.0% of the previous month.

The complaint rate 3.24% (complaints per 10,000 riders) for the month of June is lower than our target goal of 4.00 to 6.00 complaints per 10,000 customers.

RATP Dev has been continuously addressing the customer complaint issues in different training programs, personal counseling/coaching, and other management actions.

Employees of the Month
Clayton Odom/ Karen Williams

LIMITED SHARING

Maintenance

LIMITED SHARING

Preventive Maintenance

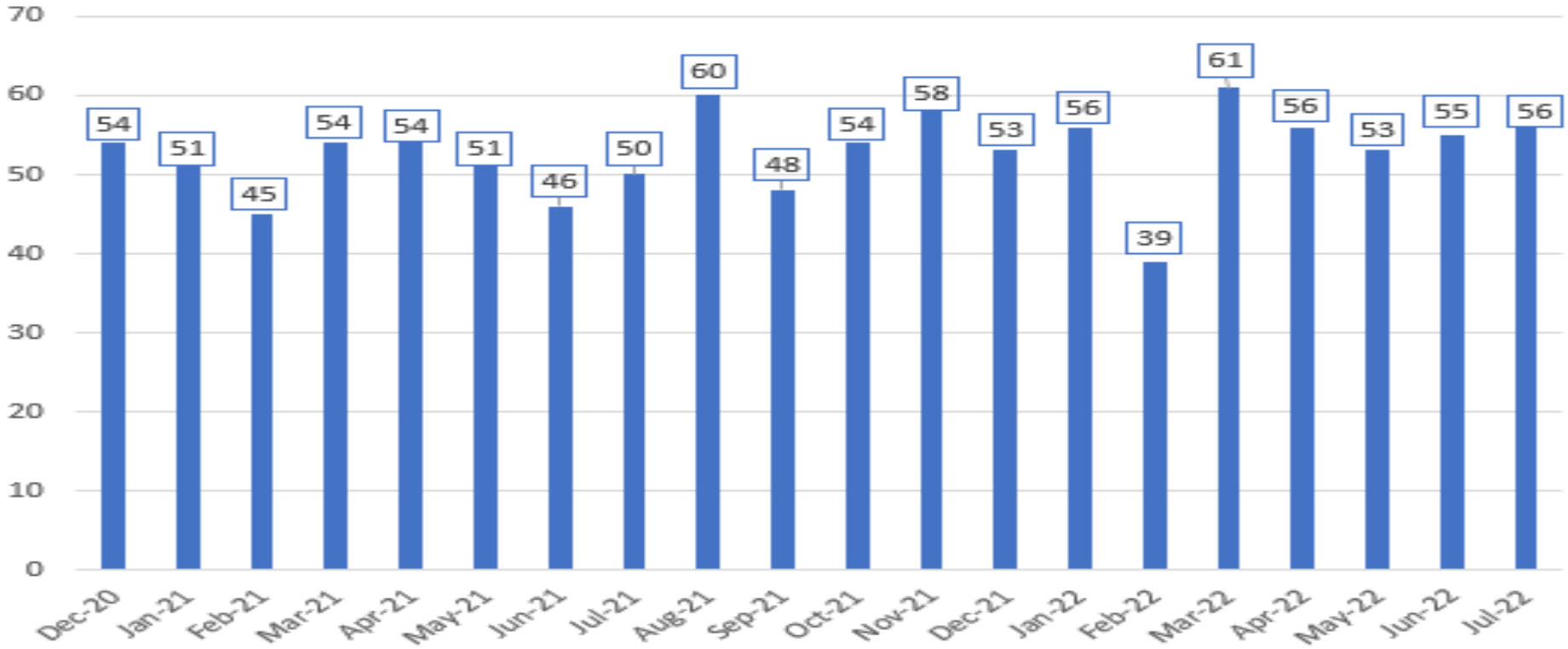

Scheduled PMIs =56
Completed PMIs = 56
100% On-Time

PMI'S ARE TRIGGERED BY ACCUMULATED MILEAGE
AMOUNT VARIES BY MONTH

RATP DEV USA

LIMITED SHARING

PM Results

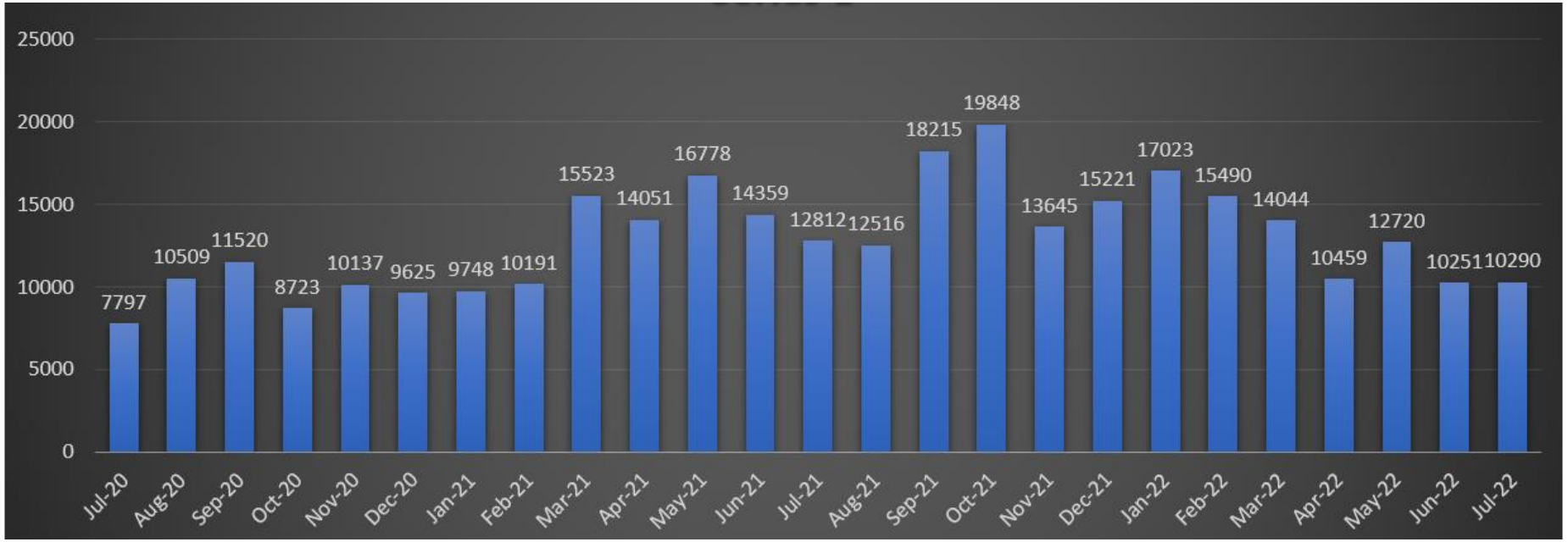

Total Miles Between Road Calls = **10,290**

Target Miles Between Road Calls = 12,000

Vehicle Preventative Maintenance Interval Statistics

LIMITED SHARING

RATP DEV USA

On Time Performance (OTP)

LIMITED SHARING

OTP for Fixed Route / DART / Flex

On-time performance is a leading indicator of service reliability and is inscribed as an essential service standard. On-time performance measures the percentage of actual arrival times that are between (0) minutes early and five (5) minutes late at designated points along transit routes. The metric is reported by the COMET's AVL system for Fixed Route (Strategic Mapping) and DART Paratransit (Trapeze).

- Fixed Route OTP for July 2022: **74.03%**
- Fixed Route OTP increased by 5.69% compared to June at **70.04%**
- DART/Paratransit OTP for July 2022: **91.99%**
- DART/Paratransit OTP increased **0.85%** compared to June at **91.21%**

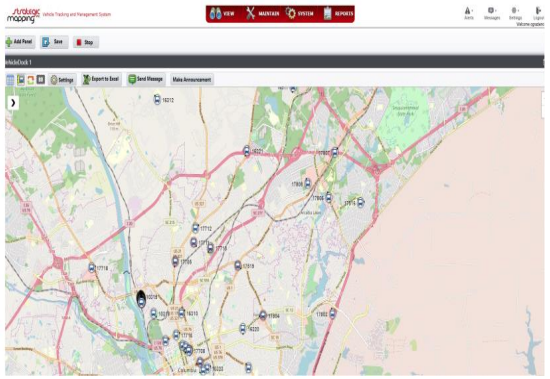

Clever Devices has been replaced with the new AVL system, Strategic Mapping. We are currently in phase one of three-part implementation to improve depiction of the system OTP.

On Time Performance

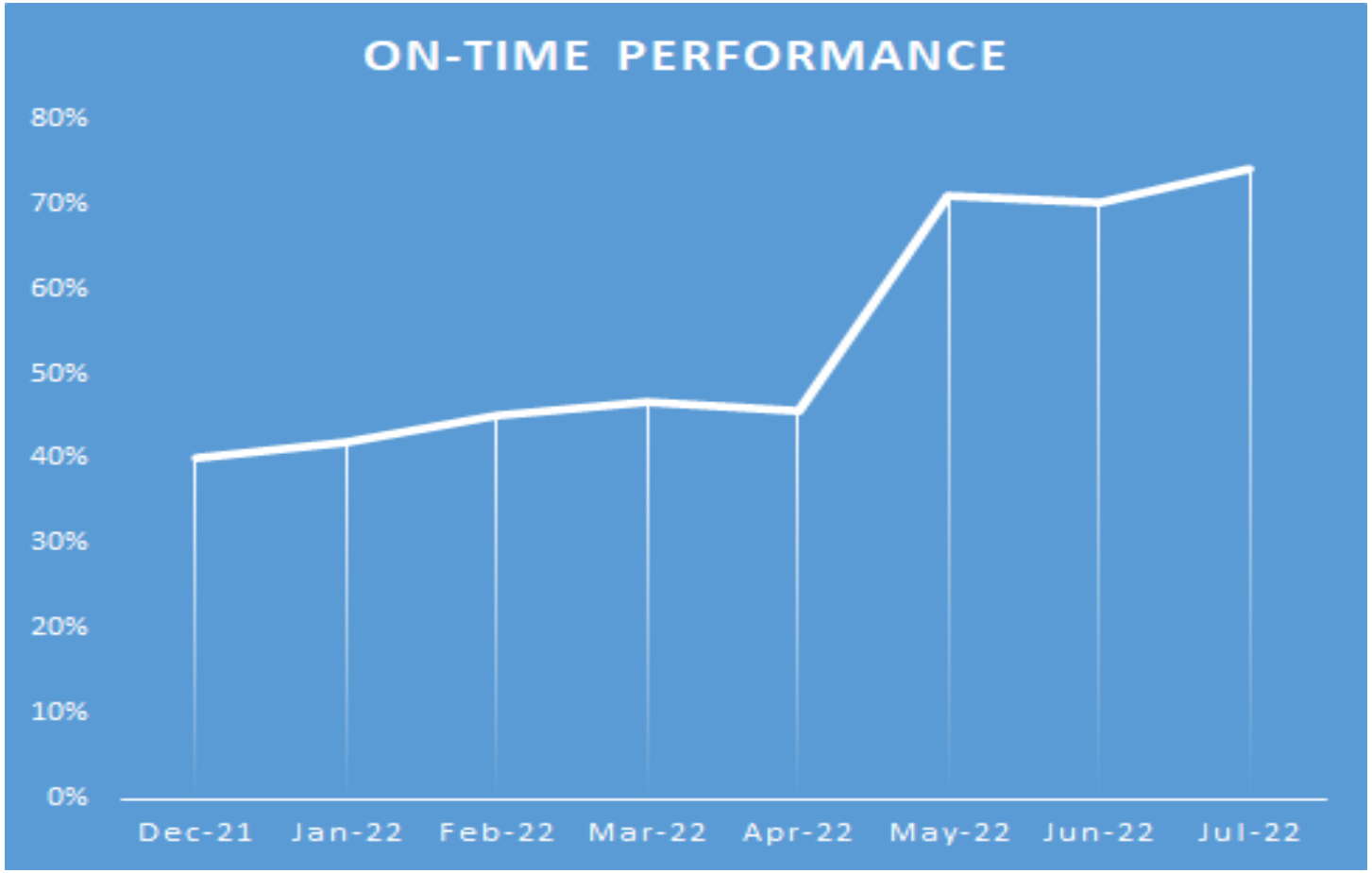

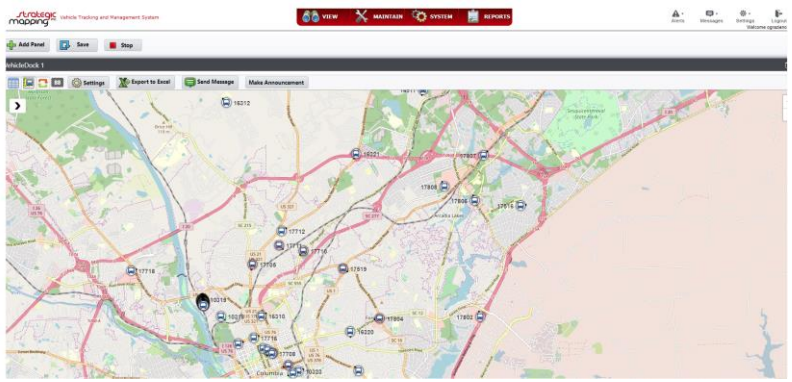

LIMITED SHARING

Ridership Summary

LIMITED SHARING

All Aboard

- **118,533 total ridership for July 2022**
- 117,893 total ridership for July 2021
- There was no significant change in ridership compared to July 2021

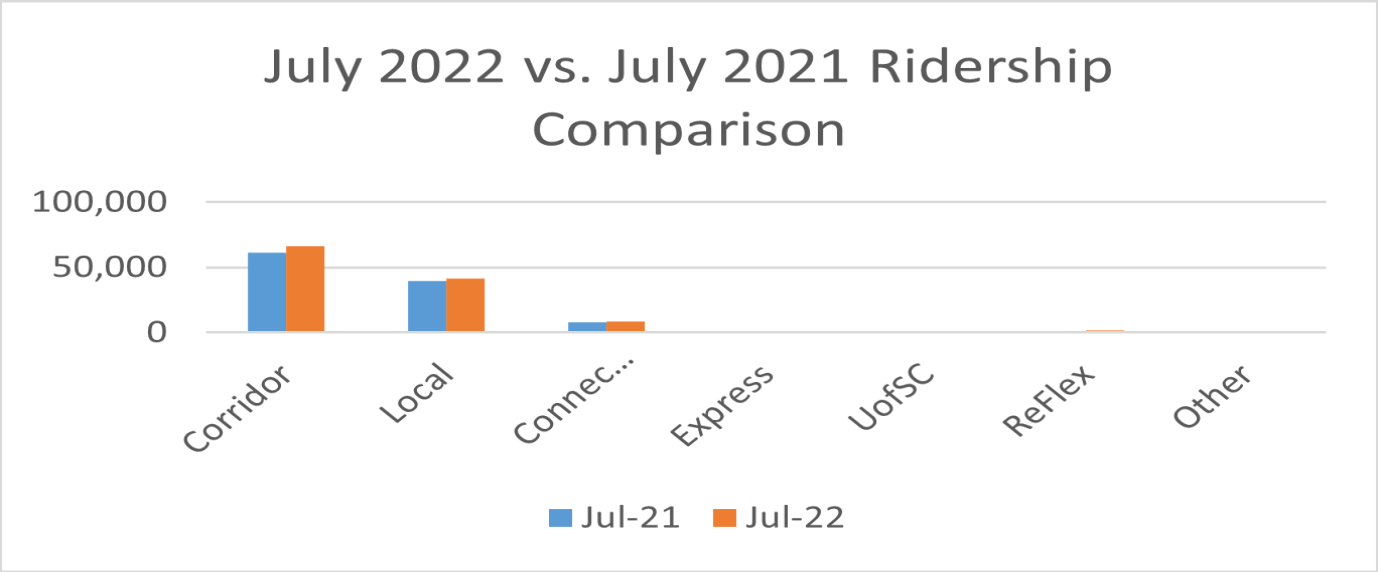

Previous Month Comparison

- **118,533 total ridership for July 2022**
- 121,579 total ridership for June 2022
- Ridership decreased -2.5% compared to June 2022

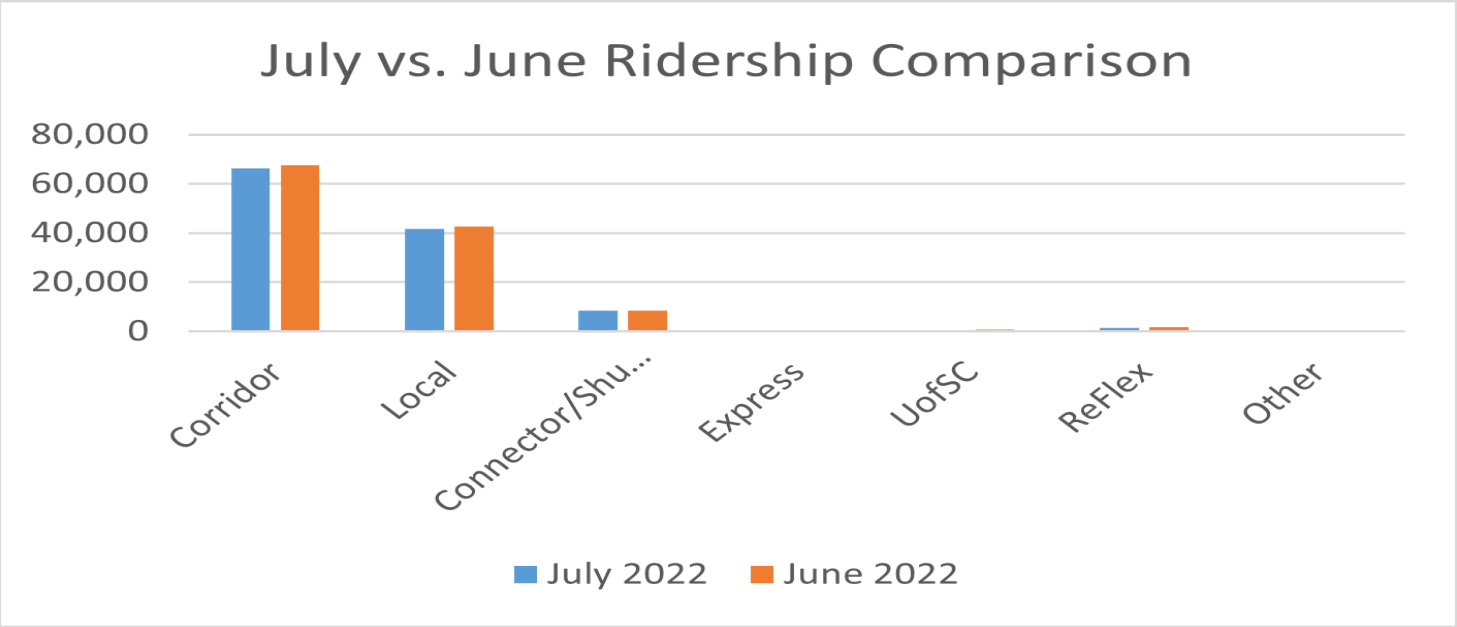

Average Daily Ridership

Average Daily Ridership					
	Monthly Ridership		Average Daily Ridership		
Month	**2021**	**2022**	**2021**	**2022**	**% Change**
January	201,634	106,428	28,805	15,204	-47%
February	180,366	112,303	25,767	16,043	-38%
March	197,617	138,952	28,231	19,850	-30%
April	152,549	134,878	21,793	19,268	-12%
May	134,918	121,579	19,274	17,368	-10%
June	112,849	121,607	16,121	17,372	8%
July	111,695	118,533	15,956	16,933	6%
August	137,928		19,704	-	-100%
September	158,796		22,685	-	-100%
October	138,010		19,716	-	-100%
November	101,489		14,498	-	-100%
December	112,745	-	16,106	-	
Year to Date	1,740,596	854,280	248,657	122,040	-51%

Top 5 INCREASES VS 2021

5 LARGEST RIDERSHIP INCREASES VS PREVIOUS YEAR				
	ROUTES	JULY 2021 RIDERSHIP	JULY 2022 RIDERSHIP	% INCREASE
1	Route 76 - Fort Jackson	68	271	299%
2	Route 44X - Lower Richland Express	42	106	152%
3	Route 57L - Killian/Clemson	112	239	113%
4	Route 93X - I-26 Express	38	77	103%
5	Soda Cap 4 - COMET Central	1,010	1,614	60%

LIMITED SHARING

Top 5 DECREASES VS 2021

5 LARGEST RIDERSHIP DECREASES VS PREVIOUS YEAR				
	ROUTES	JULY 2021 RIDERSHIP	JULY 2022 RIDERSHIP	% INCREASE
1	Soda Cap 3	88	0	-100%
2	92x 12 St. Ext	2,505	936	-63%
3	17 Green	139	74	-47%
4	84 Dutch Squar	253	135	-47%
5	55 Sandhills	284	216	-24%

LIMITED SHARING

GAMECOCK RIDERSHIP

UofSC Ridership July vs June				
Route	July 2022 Total	June 2022 Total	Variance	% Change
13 North Loop	132	102	30	-29%
14 Express	74	313	239	76%
15 Yellow	0	0	0	0%
16 Greek Village	0	0	0	0%
17 Green	0	0	0	0%
18 Red	0	0	0	0%
19 Blue	0	0	0	0%
20 West Campus	218	300	82	27%
24 Evening 1	0	0	0	0%
25 Evening 2	0	0	0	0%
2001 Gamecock Express	0	0	0	0%
	424	715	291	-69%

- 424 passenger boardings
- Represents 69% decrease vs June (715)
- Difference of 219 passengers compared to June
- Reduced Service began May 5

LIMITED SHARING

DART Ridership

2019	
July	
Requested Trips	8,699
Passenger Transported	7,003
Total Miles	67,654
Revenue Miles	61,156
Total Hours	4,506.00
Revenue Hours	3,738.10
Cancellations	
No Show	119
Cancel at Door	166
Late Cancel	42
Same Day Cancel	638
Total Cancelation Rate	13.78%
OTP Goal	90.00%
Actual OTP	91.32%
Above/Below Goal	1.32%

2021	
July	
Requested Trips	6,233
Passenger Transported	5,096
Total Miles	46,033
Revenue Miles	42,654
Total Hours	3,077.00
Revenue Hours	2,863.00
Cancellations	
No Show	78
Cancel at Door	134
Late Cancel	93
Same Day Cancel	414
Total Cancelation Rate	14.11%
OTP Goal	90%
Actual OTP	94.46%
Above/Below Goal	4.46%

2022	
July	
Requested Trips	5,864
Passenger Transported	4,853
Total Miles	48,784
Revenue Miles	43,940
Total Hours	2,896.80
Revenue Hours	2,567.30
Cancellations	
No Show	113
Cancel at Door	169
Late Cancel	48
Same Day Cancel	143
Total Cancelation Rate	9.75%
OTP Goal	90%
Actual OTP	91.99%
Above/Below Goal	1.99%

DART Ridership

Differences Year over Year				
	2021	2021	2019	2019
Requested Trips	-369	-5.92%	-2,835.00	-32.59%
Passenger Transported	-243	-4.77%	-2,150.00	-30.70%
Total Miles	2,751	5.98%	-18,870.00	-27.89%
Revenue Miles	1,286	3.01%	-17,216.00	-28.15%
Total Hours	-180.20	-5.86%	-1,609.20	-35.71%
Revenue Hours	-295.70	-10.33%	-1,170.80	-31.32%
Cancellations				
No Show	35	44.87%	-6.00	-5.04%
Cancel at Door	35	26.12%	3.00	1.81%
Late Cancel	-45	-48.39%	6.00	14.29%
Same Day Cancel	-271	-65.46%	-495.00	-77.59%

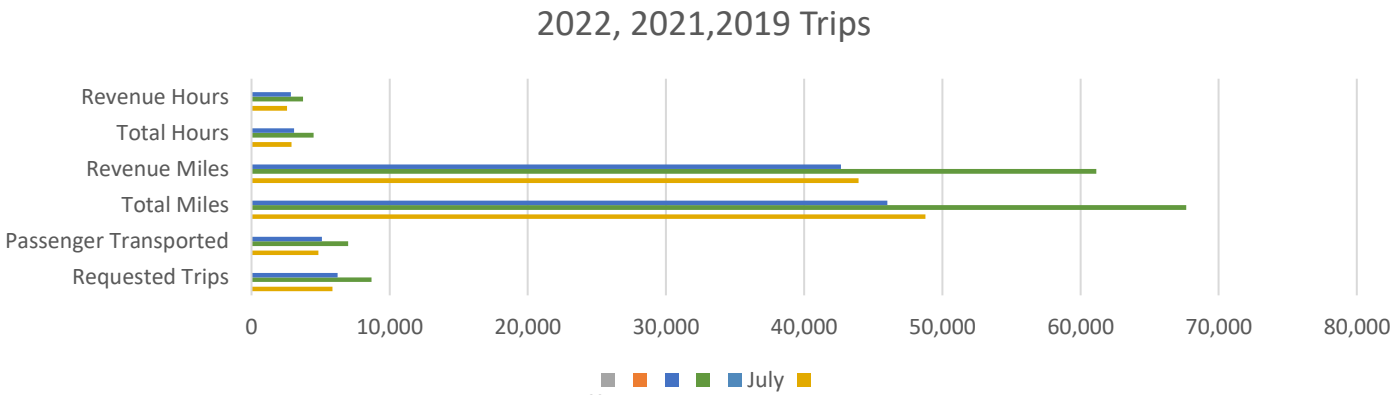

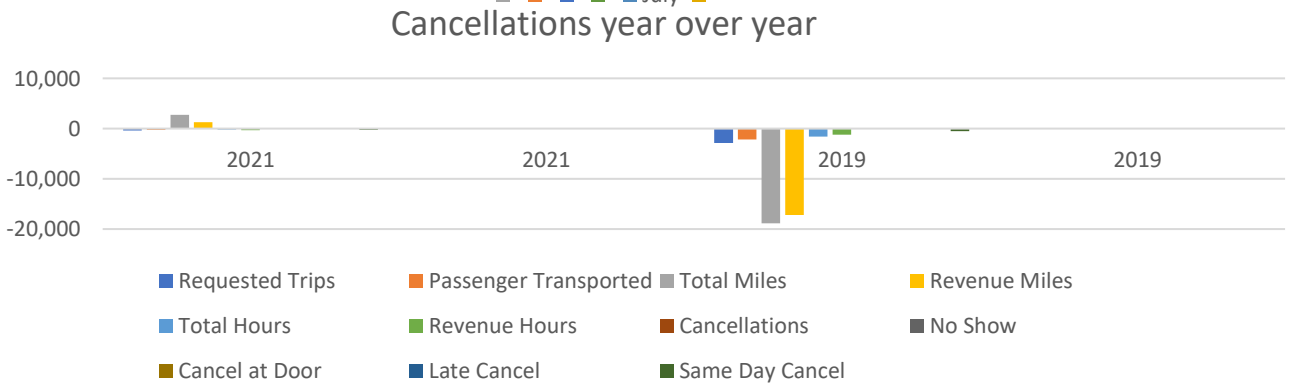

LIMITED SHARING

RATP DEV USA

Safety First, Safety Always

LIMITED SHARING

Safety First

- Safety First Safety Always
- Safety Meeting - Curbing Distracting Driving
- Facilities Inspection
- Mandatory Safety Bulletin

  - Mobility Safety and Passenger Securement
- Safety Announcements

  - Bus Securement
- Preventable – 3 (1.08 per 100,000)
- Total Collisions – 4.68 per 100,000



LIMITED SHARING

RATP DEV USA

Safety Performance

Vehicle Accidents				
	Fixed	Flex	Dart	Total
Revenue Incidents	13	0	0	13
Deadhead Incidents	0	0	0	0
Per 100,000 Miles	4.68	0	0	4.68
Total Incidents	13	0	0	13

Injuries				
	Fixed	Flex	Dart	Total
Revenue Injuries	5	0	0	5
Deadhead Injuries	0	0	0	0
Per 100,000 Miles	1.79	0	0	1.79
Total Injuries	5	0	0	5

LIMITED SHARING

RATP DEV USA

Human Resources

LIMITED SHARING

Organizational Chart

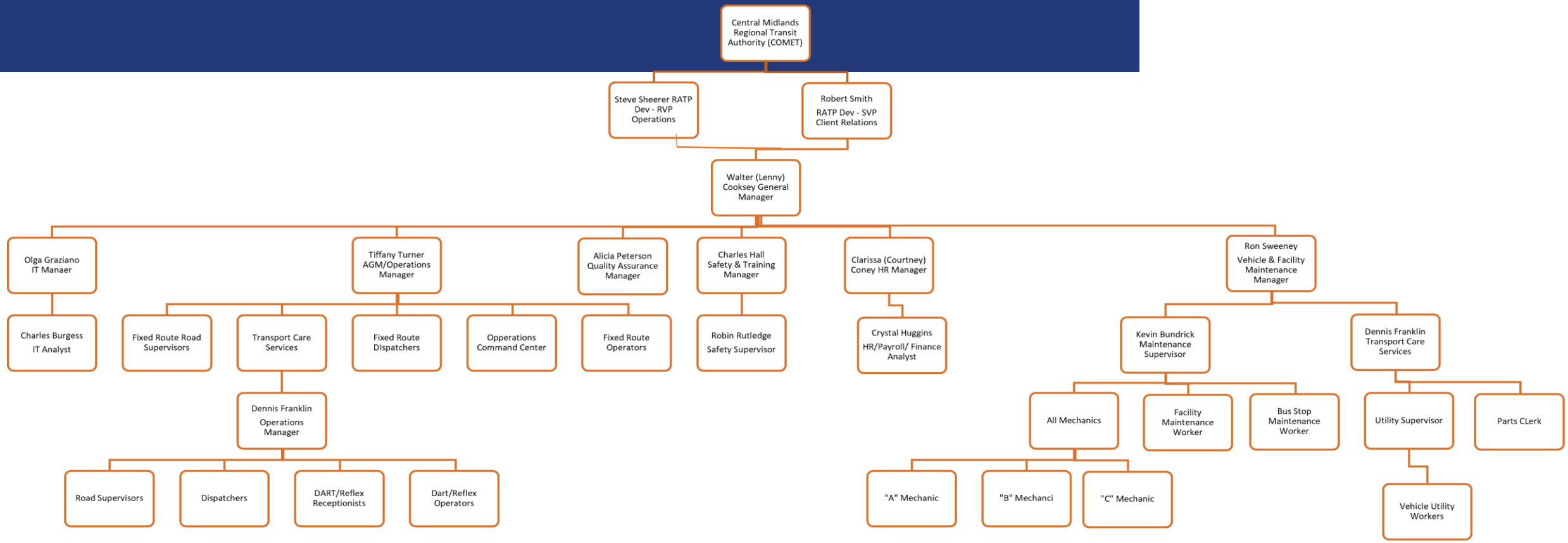

LIMITED SHARING

RATP DEV USA

Staffing & Recruitment

Description	Active	Training	Leave	Total
Fix Route Operators	100	10	4	114
U of SC Operator	23	0	2	25
Ops Supervisor (UofSC)	1			1
Dispatcher/supervisor (UofSC)	3			3
Fix Route Operations Supervisor	7			7
Fix Route Dispatcher	3			3
DART/ReFlex Reservationist	2.5			2.5
TCS Total Operators	22	2		24
IT Analyst	1			1
Mechanics	12	0	1	13
Lead mechanic/Maintenance Supervisor	1			1
Utility Worker	8	0		8
Shopkeeper	1			1
Totals	184.50	8	10	203.50

RATP DEV USA

Key Performance Indicator (KPI)

LIMITED SHARING

Key Performance Indicator (KPI)

Performance Measure	*RATP Dev Contract Goal*	RATP Dev April/Actual
On-Time Performance (Fixed Route / Paratransit)	*85% / 90%*	*74.05% / 91.99%*
Miles Between Road Calls	*12,000*	10,251
Customer Complaints (Per 10,000 Customers)	*6.0*	*3.24*
Preventable Accidents (Per 10,000 Miles)	*2*	*0.11*

LIMITED SHARING

RATP Dev USA

RATP DEV USA

Thank You

M-F				Sat			Sunday					
Route	Description	Boardings		Route	Boardings		Route	Boardings				
Rt. 1	Soda Cap 1	860		Rt. 1	84		Rt. 1	107		1,051		
Rt. 2	Soda Cap 2	-		Rt. 2	-		Rt. 2	-		-		
Rt. 3	Soda Cap 3	6		Rt. 3	-		Rt. 3	-		6		
Rt 4	Orbit 4	1,519		Rt. 4	-		Rt. 4	-		1,519		
Rt. 6	Eau Claire	2,689		Rt. 6	357		Rt. 6	229		3,275		
Rt. 7	IWC	-		Rt. 7	-		Rt. 7	-		-		
Rt. 11	Fairfield	3,187		Rt. 11	418		Rt. 11	318		3,923		
Rt. 12	Edgewood	3,399		Rt. 12	417		Rt. 12	329		4,145		
Rt 13	North Loop	101		Rt 13	-		Rt 13	-		101		
Rt 14	Express	213		Rt 14	-		Rt 14	-		213		
Rt 15	Yellow	-		Rt 15	-		Rt 15	-		-		
Rt 16	Greek Village Express	-		Rt 16	-		Rt 16	-		-		
Rt 17	Green	-		Rt 17	-		Rt 17	-		-		
Rt 18	Red	-		Rt 18	-		Rt 18	-		-		
Rt 19	Blue	-		Rt 19	-		Rt 19	-		-		
Rt 20	West Campus	300		Rt 20	2		Rt 20	4		306		
Rt 24	Evening 1	-		Rt 24	-		Rt 24	-		-		
Rt 25	Evening 2	-		Rt 25	-		Rt 25	-		-		
Rt 2001	Gamecock Express	-		Rt 2001	-			-		-		
Rt. 74	Harrison-Trenholm									-		
Rt. 21	Rosewood	2,146		Rt. 21	292		Rt. 21	273		2,711		
Rt. 22	Harden	305		Rt. 22	-		Rt. 22	1		306		
Rt. 28/91	Springdale/Cayce	2,642		Rt. 28/91	196			-		2,838		
Rt. 31	Denny Terrace Reflex	66		Rt. 31	-		Rt. 31	-		66		
Rt. 32	North Main - Hard Scrabble	1,629		Rt. 32	165		Rt. 32	169		1,963		
Rt. 42	Millwood Ave	2,973		Rt. 42	409		Rt. 42	319		3,701		
Rt. 45	Leesburg-Hazelwood	4,194		Rt. 45	550		Rt. 45	369		5,113		
Rt. 46	Lower Richland Reflex									-		
Rt. 47	Eastover Reflex	193		Rt. 47	-			-		193		
Rt. 53X	Killian Express									-		
Rt. 55	Sandhills	2,709		Rt. 55	409		Rt. 55	318		3,436		
Rt. 57L	Killian-Clemson Local	163		Rt. 57L	19			-		182		
Rt. 61	Shop	4,275		Rt. 61	400		Rt. 61	392		5,067		
Rt. 62	Hopkins Reflex									-		
Rt. 63	Bluff									-		
Rt. 75	Decker-Parklane	3,403		Rt. 75	494		Rt. 75	498		4,395		
Rt. 76	Fort Jackson	165		Rt. 76	30		Rt. 76	34		229		
Rt. 77	Polo Road	802		Rt. 77	107		Rt. 77	77		986		
Rt. 83L	St. Andrews Local	1,580		Rt. 83L	262		Rt. 83L	205		2,047		
Rt. 84	Bush River/St. Andrews	1,217		Rt. 84	224		Rt. 84	142		1,583		
Rt. 88	Beltline Crosstown	657		Rt. 88	-		Rt. 88	-		657		
Rt. 96L	West Columbia/Cayce	1,102		Rt. 96L	73			-		1,175		
101	North Main	9,943		101	1,176		101	1,015		12,134		
301	Farrow	6,649		301	533		301	457		7,639		
401	Devine	7,134		401	836		401	568		8,538		
501	Two Notch	10,067		501	1,130		501	842		12,039		
701	Forest	8,622		701	1,280		701	1,033		10,935		
801	Broad River	11,895		801	1,674		801	1,341		14,910		
Rt. 44X	Garners Ferry Express	122			-			-		122		
Rt. 92X	12th Street Ext. Express	187		Rt. 92X	24		Rt. 92X	17		228		
Rt. 93X	I-26 Express	122			-			-		122		
Rt. 97	Batesburg/Leesville Reflex	15			-			-		15		
Rt 5	Special Services	24			-			-		24		
TOTAL		97,275			11,561			9,057	117,893	117,893		
DART	ADA Paratransit	4,948		DART	0		DART	0	4,948		Total	122,841
	Total Minus Reflex	97,001			11,561			9,057		117,619		
	Flex	274			-			-		274		
		97,275			11,561			9,057		117,893		122,841
	NTD											
	UPT	Miles	Hours									
MB PT	117,421	201,520	14,715									
CB PT	472											
DR PT	4,948	49,235	2,956									